INTEGRATED REPORT

2025

CONTENTS

01 WELCOME P.03

Message from the chairman of the board of Directors
Message from the CEO
90 Years of history
Our impact on Chile's development
Highlights of 2025
Awards and recognitions
90th anniversary celebration

02 WE ARE COPEC P.30

Company ownership
Our business
Copec in Chile
Purpose
Financial results
Organizational structure
Our vision of sustainability

03 PASSION FOR CUSTOMERS P.53

Copec business model
Fuels
New Convenience and Retail
New Energies
New Mobility
Our value proposition for Latin American customers
Innovating for our customers
Customer satisfaction

04 DEVELOPMENT OF OUR PEOPLE P.83

Our culture and work environment
Employment conditions and benefits
Diversity, equity, and inclusion
Talent development
Occupational health and safety
Our extended team

05 CARE FOR THE PLANET P.109

Environmental governance
Mitigation and adaptation
Circular economy
Nature

06 SOCIETY AND RELATIONSHIP WITH OUR COMMUNITIES P.127

Education, culture, and sports
Good neighbor
National tourism
Micro-entrepreneurship
Institutional relations
Donations
Social investment
Volunteering
Economic value generated and distributed
Partnerships and associations

07 GOVERNANCE P.151

Governance framework
Board of directors
Board committees
Executive committees
Ethics and compliance
Risk management
Information security

08 OUR COMPANIES P.174

Fuels
Convenience
Mobility
Energies

09 APPENDICES P.218

About this integrated report
Consolidated financial statements
Corporate structure
Appendices | We are Copec
Appendices | Passion for customers
Appendices | Development of our people
Appendices | Care for the planet
Appendices | Governance
Table of contents general rule no. 519
Index of Company indicators
Other verified indicators
SASB Index
Verification letter

01

WELCOME



ROBERTO ANGELINI ROSSI
CHAIRMAN OF THE BOARD OF DIRECTORS

MESSAGE FROM THE CHAIRMAN OF THE BOARD OF DIRECTORS

Dear Shareholders:

I am pleased to present to you Copec S.A.'s 2025 Integrated Report, a document in which we formally report on an exceptional fiscal year, marked by the celebration of our 90-year history and by the significant progress we have made in addressing the economic, social, and environmental challenges we have taken on as a company.

The year 2025 has been shaped by a highly complex global environment, characterized by geopolitical polarization that has fragmented supply chains and heightened uncertainty at every level. At the local level, we face the challenge of resuming economic growth, a goal we view as a moral obligation to generate well being and quality jobs in our society.

We are convinced that growth is an indispensable means to bring well-being to people and to society as a whole. And we believe in an agile government that promotes private investment, with an institutional framework that helps counteract prevailing uncertainty through formality, discipline, efficiency, and security. Now more than ever, public-private collaboration, understood as a relationship of allies rather than enemies, is the path to moving forward with speed and conviction in building a better country for future generations.

Despite this challenging environment and the volatility in input prices we faced in 2025, Copec S.A. demonstrated the resilience of its business model. We achieved positive results based on rigorous cost management and outstanding performance, reaching an adjusted EBITDA of $1,038.6 billion pesos, representing an 11% increase over the previous year.

Copec continues to clearly lead in its traditional fuel business in a highly competitive environment, with multinational giants, and does so with excellent products, logistical efficiency, and a total commitment to service quality and customer closeness.

Copec continues to clearly lead its traditional fuel business in a highly competitive environment, with multinational giants, and does so with excellent products, logistical efficiency, and a total commitment to service quality and customer closeness.

Alongside our efforts in the Company's traditional business and in line with our long term strategy, in 2025 we accelerated our transition toward more sustainable matrices, consolidating the most extensive electric charging network in Latin America. Today we have 90 fast-charging stations and 30 bus charging terminals, some of which are among the largest in the world. A particularly significant milestone was the inauguration of the electro-terminal in the city of Copiapó, which made this city the first in South America with 100% electric public transportation.

Likewise, our subsidiary Copec Voltex continues to lead in sustainable energy supply, while Copec EMOAC and Copec Flux provide comprehensive renewable energy solutions, reaffirming our commitment to meeting the future needs of all the users and customers we serve every day, regardless of their size.

While other companies focus their attention on the spot offer of a product, our energy subsidiaries have, for years, adopted a broader, long-term perspective. They adapt to change, closely monitor new trends in the markets where they operate, and ensure that every customer experience meets the highest standards.

This commitment to change, with innovation at the core of its DNA, allows Copec S.A. to celebrate today 90 years of operations and look ahead to the next 90. In fiscal year 2025, we reached the historic milestone of 700 service stations with the opening of our new facility in Peñalolén, which -along with the country's first 100% electric station, inaugurated in January in the municipality of Vitacura- was built entirely of wood, reflecting our commitment to sustainability right from our infrastructure.

In the area of convenience and new businesses, we strengthened our ecosystem through some key milestones:

- **Store Consolidation:** We currently operate 501 convenience stores, bolstered by the acquisition of 70% of Procafecol Chile (Juan Valdez), which enriches our offering of excellence for the more than one million customers we serve daily.
- **Last-mile logistics:** We made a historic investment in Blue Express Copec, a subsidiary recognized as «Company of the Year» in 2025 in its sector. Its network of smart lockers at our stations creates significant synergies that position us as the undisputed leaders in this industry.
- **Digital Ecosystem:** Our Copec App continues to gain active users, while the Copec Pay digital wallet and the Full Copec loyalty program continue to transform the consumer experience, opening opportunities in the digital world and leveraging the breadth and loyalty of Copec's customer base.

All of the above is in line with the company's commitment to growth in mobility, new energies, and convenience, while maintaining the renowned quality of service that underpins the strength of its brands.

Our role goes beyond the provision of goods and services; we aim to be active agents in addressing major social challenges. In 2025, an independent study confirmed that Copec's operations mobilize resources equivalent to more than 11.6 billion pesos annually, equivalent to 4.25% of the national GDP, and support more than 180,000 direct and indirect jobs throughout the country.

We also continue with our ongoing support to education and innovation through partnerships, such as Belén Educa Foundation, the promotion of our reading initiative, Viva Leer Copec, as well as the development of individuals and communities through Academia Copec, and programs like Copec Acelera tus Ideas and Copec Mueve tus Sueños.

All of these milestones fill us with pride, as do the public recognitions we have received. Among them, we are particularly proud to have been named "Company of the Year" by ICARE in 2025 and to have ranked first in the country's Citizen Brands ranking, where we were recognized for our service, approachability, and relevance to Chileans in every corner of the country.

But this path to success would not be possible without our employees. They form a talented team that embodies our values of integrity, excellence, and innovation every day, always putting people first and deeply embracing our purpose and commitments. I would also like to thank our partners, suppliers, and shareholders for the trust they have placed in our ambitious expansion plan.

We look to the future not with complacency over what we have achieved, but with the sense of responsibility of those who know that business success is measured by the positive impact we leave on the world. With conviction and determination, through actions that move and drive the changes that will enable us to achieve our goal of becoming the Chile we dream of.

I invite you to review this 2025 Integrated Report and to continue building, with courage and a long-term vision, a better country for everyone.

ROBERTO ANGELINI ROSSI
Chairman of the Board of Directors Copec S.A.

MESSAGE FROM THE CEO

Dear Readers:

Copec's history is the history of Chile's mobility, growth, and development. It is with particular satisfaction that I present this 2025 Integrated Report, as this year marks our company's 90th anniversary. Over the course of nine decades, our guiding principle has been to remain true to our mission of fostering the development and mobility of people, companies, and the country.

Celebrating this milestone gave us the opportunity to look back on our beginnings in 1935, but above all, to look ahead to the future. That is why we wanted this moment to be a celebration shared with our customers and the entire country, a true community event.

That's exactly what we did. Through initiatives such as the "90 ways to say thank you" campaign, where we awarded the historic prize of 90 years of free fuel; we laid the founding stone for the immersive space, the largest in South America, which we will leave as a legacy at the Mirador Interactive Museum; and we renewed our commitment to the environment by creating biodiversity refuges to move forward in the protection of ecosystems in all regions of the country.

We also brought the celebration to sporting dates -bringing world-class events to Chileans-, such as Criterium, the 2025 Vuelta Copec, which drew more than 12,000 runners across five cities, the World Rally Championship round in the Biobío region, and the Copec RallyMobil Motorshow in Laguna Carén. These events reflect our commitment to getting people moving and inspiring an active lifestyle.

This anniversary has not only been a special occasion during which we deeply felt what it means to be part of Copec, renewing the pride and sense of belonging that

This anniversary has not only been a special occasion during which we deeply felt what it means to be part of Copec, renewing the pride and sense of belonging that define us and has been part of the Company's DNA for these 90 years; it has also been the driving force that propelled us to achieve historic milestones in a year of great challenges.

ARTURO NATHO GAMBOA
CEO

define us and has been part of the Company's DNA for these 90 years; it has also been the driving force that propelled us to achieve historic milestones in a year of great challenges.

Despite a global context of uncertainty, at Copec we decided to accelerate our transformation, consolidating ourselves as a multi-service platform for energy, mobility, and convenience.

Copec's core remains the reliable supply of energy to the country. In 2025, we reached a landmark milestone: the opening of our 700th station -and our 500th Pronto Copec store-, located in the municipality of Peñalolén. This project is unprecedented in Chile, as it was built entirely of wood, combining tradition with sustainability.

As evidence of our ongoing business modernization and expansion, we built 15 new service stations during the period, bringing the national total to 701. This adds -along with the leadership of our subsidiary Terpel- to a regional network in Latin America of more than 2,300 service stations, bringing the consolidated total in our ecosystem to 3,073.

This operational excellence enabled us to achieve an adjusted EBITDA of $1,038.6 billion, an 11% increase that underpins our financial strength.

But our economic impact on the country goes beyond service. It is tied to our commitment to the territories and their people. An independent study confirmed that Copec accounts for 4.25% of the national GDP and supports more than 180,000 jobs, representing 2% of national employment. To put this into perspective, our contribution is equivalent to financing the construction of 45 high-complexity hospitals.

On the industrial front, we renewed key contracts with major companies in mining, aviation, public transportation, and government agencies, exceeding 66,000 industrial customers across all of the country's productive sectors. In addition, we have participated in one of the first joint international bids between Copec and Terpel, such as the renewal of the strategic alliance with Gildemeister, thereby reinforcing our integrated regional vision.

A major milestone in 2025 was the relaunch of Esso lubricants in the Chilean market, making us the first country in the world where ExxonMobil revived the brand in partnership with a strategic ally. As a result, Esso is positioned as a second brand marketed by Copec under a "Dual-Brand" model. While Mobil™ targets a premium segment, Esso positions itself as a highly trusted alternative for more competitive segments.

In our relentless pursuit of quality and with a constant focus on our customers, we have achieved Top Tier™+ certification, the world's most rigorous standard, across our entire network and for all our products: 93, 95, and 97 octane gasoline and diesel fuel.

In addition, as strategic milestones, this year we signed agreements that redefine our value proposition:

- In convenience, we signed an agreement to acquire 70% of Procafecol Chile (Juan Valdez). This integration is key for our 501 stores across Chile, where we aim to offer the best coffee shop experience in the country;
- We reached a strategic alliance with Banco Estado so that its more than 16 million customers can access Full Copec benefits when using Rutpay at our stations;
- Together with Blue Express Copec, we announced a historic investment to expand the network of smart lockers and consolidate our position as the most modern logistics operator in the region;
- Our subsidiary Copec Flux signed an alliance with Tesla to integrate its Megapack energy storage technology, making us its first Certified Service Partner in Chile.

In addition, we acquired the company Termofrío through Copec Flux, enabling us to enter the air conditioning and energy efficiency sector, as well as the lubricants plant in Guayaquil, Ecuador, to improve Terpel's regional profitability.

Our economic impact on the country goes beyond service. It is tied to our commitment to the territories and their people. An independent study confirmed that Copec accounts for 4.25% of the national GDP and supports more than 180,000 jobs, representing 2% of national employment.

Meanwhile, in generation and storage, we have completed over 60% of Granja Solar solar farm in Tarapacá (123 MWp); we opened the Desert BESS system (battery storage), the largest in Latin America, developed by Atlas Renewable Energy, with energy to be sold by Copec EMOAC for 15 years; and Chile's largest solar parking lot project at Carozzi facilities.

Meanwhile, our CVC invested more than $12.9 billion pesos in startups worldwide during the period, and more than $5.921 billion were invested in environmental projects and initiatives, including wetland conservation, biodiversity projects, and the conversion into water-efficient gardens.

We are driving innovation in mobility and energy, taking decisive steps toward the energy transition. As part of this effort, we opened the country's first 100% electric service station, built from wood and capable of charging six vehicles simultaneously. In addition, together with Copec Voltex, we have surpassed 90 stations equipped with fast-charging points, consolidating the most robust network in Latin America.

In the Metropolitan Region, we inaugurated the Gabriela electro-terminal in the municipality of Puente Alto, the first of a total of 22 new electric charging terminals that will begin operating in Greater Santiago. In regions, the Copiapó electro-terminal became a turning point, making the city the first in South America with 100% electric public transportation. We officially arrived in Rapa Nui, where we will modernize the management of the national park with solutions for tourism, energy, and logistics.

In digitalization, the Copec app saw a 15% increase in customers and a 25% rise in transactions, integrating digital payments and access to ecosystem benefits. Meanwhile, our Full Copec loyalty program expanded massively through a partnership with BancoEstado, allowing more than 16 million people to access benefits at our service stations.

Meanwhile, our digital platform for travel experiences evolved from Chiletur Copec to Tur.com Copec, with the aim of expanding its reach throughout Latin America. Today, we operate in 12 countries, and we expect to reach 17 by the end of 2026.

As part of our commitment to the environment, our Pronto Copec gas station and store on Pedro Fontova, Huechuraba, is the first facility in Chile to obtain TRUE (Total Resource Use and Efficiency) Silver certification. In addition, during the reporting period, we neutralized and offset 100% of Scope 2 of our carbon footprint.

In our social initiatives, through our reading promotion program Viva Leer Copec, we have equipped 150 school libraries and donated more than 320,000 books over the course of 14 years. We have partnerships with the Belén Educa Foundation for tutoring sessions led by our employees, and as part of our anniversary celebrations, we held the first edition of the Viva Leer Copec literary contest, receiving over 7,000 entries from all corners of the country.

During the reporting period, we also continued to build an organizational culture that ensures the overall well-being of our employees and is aligned with the needs of the business and our commitments related to our purpose: dynamic and adaptable, customer-centric, and one that promotes innovation, accountability, and excellence.

In 2025, we launched Mis Beneficios Flexibles, a program that allows each employee to choose from three different plans tailored to their life stage and generational needs. We also launched Academia Digital, a cross-functional initiative designed to train employees in Google tools and Artificial Intelligence. We promote women's leadership through the Líderes PRO program and are making progress toward unifying talent management for the entire Copec Ecosystem, defining a shared value proposition based on ethics and respect.

This effort is reflected in the 2025 Workplace Climate Survey, which saw a record participation rate of 97.6%, with an Overall Satisfaction rate of 81%, including an 89% in the Confidence rate and an 86% in the Happiness rate. In addition, it included a Purpose Index for the first time, which reached 85% positivity.

None of these achievements and successfully met challenges would be possible without the contribution of everyone who makes up the Copec team: employees, dealers, service staff, contractors, suppliers, directors, and shareholders, who always give their best to provide the best service to our customers. Being passionate. Working with excellence. Creating memorable experiences every day.

All of this is reflected in the awards we have received as a Company. But I would like to highlight two very special ones from 2025. We were selected by ICARE as «Company of the Year» in 2025, an award that honors individuals, organizations, and institutions that have made a significant contribution to the development of Chilean business activity, with a track record marked by adaptability, sustained investment, and a long-term vision focused on contributing to Chile's development.

The second achievement is the first place in the Citizen Brands ranking, which highlights companies that project a positive image, are relevant, and whose contributions are recognized by society. The ranking also placed us first in the Innovation and Best Place to Work categories.

All of this fills us with pride and renewed energy to continue building the future. Not just for the coming year, but also for the decades ahead. For our children and grandchildren. So they may have a better world to live in. That is why, just as we said throughout our anniversary year and as we have repeated over these nine decades -which we hope will be the beginning of another nine decades to come,- thank you for coming to Copec!

I invite you to review the details of our 2025 performance in this report.

ARTURO NATHO GAMBOA
Copec S.A. CEO

90 YEARS OF HISTORY

NCG 519 2.2

1934 A group of 86 Chilean entrepreneurs founded Compañía de Petróleos de Chile S.A., which began operations in August of the following year, with the purpose of ensuring the country's fuel supply.

1935 Compañía de Petróleos de Chile begins operations on August 17th, 1935.

1959 Copec and Mobil Oil create Mobil Oil de Chile Ltda. to exclusively produce and market Mobil™ lubricants in Chile.

1964 The Company enters the market for the supply of jet fuels to airports by founding Sociedad de Inversiones de Aviación Ltda. (SIAV)

1965 Rutacentros debut at major highway service stations, introducing the convenience store concept in Chile.

1986 A new phase of Copec's expansion begins under the control of the Angelini Group, through a model based on operational efficiency and service excellence.

1987 Launch of the slogan "First in Service", which identifies the brand to this day.

1990 The first Pronto store (today Pronto Copec) opens in the town of Nos, representing the first step in the creation and consolidation of the largest national network of convenience stores.

1996 Copec takes over total management of the production, distribution and sale of Mobil™ lubricants in Chile.

1900

90 YEARS OF HISTORY

NCG 519 2.2

2000

2003 The Company becomes the subsidiary in charge of the liquid fuels and lubricants business of the Angelini Group. With this milestone, the financial holding company Empresas Copec was created.

An agreement with ExxonMobil gives Copec the exclusive marketing rights in Chile for the Esso and Mobil™ brands.

2005 Copec builds the Imported Products Terminal (TPI, for its acronym in Spanish) in Quintero, reinforcing the supply of the central region of the country.

2010 Copec enters the controlling company of Terpel, the leading Colombian fuel distributor in that market, a milestone with which the Chilean company begins its internationalization process.

2014 Copec consolidates its presence in the southern highway, inaugurating, among other three stations, one in Villa O'Higgins.

2016 Copec acquires 100% of Mapco Express, owner of a wide network of service stations in the United States.

2018 Copec Voltex is born, with which the organization takes its first steps in the field of energy transition.

Copec, through Terpel, acquires ExxonMobil's Lubricants business in Colombia, in addition to the company's operations in Ecuador and Peru. In this way, it consolidates a leading position in the region through MobilTM, the leading global brand in lubrication technologies.

2019 Copec Voltex, begins deploying the most extensive network of charging points for electric cars in South America.

The Company creates a CVC (Corporate Venture Capital) based in San Francisco, United States, blending in the most significant startup ecosystem worldwide, in order to promote innovation.

Copec acquires Flux Solar, today Copec Flux, entering the solar energy business.

90 YEARS OF HISTORY

NCG 519 2.2

2020

Launch of the Muevo App, today Copec App, a new contactless digital experience, available at all service stations and convenience stores.

Copec builds and opens El Conquistador de Maipú, the largest electro-terminal in South America, consolidating its position as a promoter of electric public transportation in Chile.

Copec acquires Emoac, today Copec Emoac, a renewable energy trader.

2021

Change of the company's name from Compañía de Petróleos de Chile Copec S.A. to Copec S.A.

Publication of the Climate Change Declaration.

Copec acquires Dhemax, a subsidiary engaged in the development of fleet management software and IoT.

2022

The Company acquires Blue Express (today Blue Express Copec), a leading company in smart delivery, thus entering the last-mile business.

2023

Copec inaugurates 10 electro-terminals in the Metropolitan Region, energizing more than 1,000 electric public transportation buses; it also adds the first electro-terminal outside of capital Santiago, located in Antofagasta.

The Company completes the sale of Mapco, in the U.S., to focus on its value proposition, its commitment to the energy transition and to prioritize its operations in Latin America.

Launch of Copec Pay, the Company's digital wallet.

2024

Copec acquires the Granja Solar photovoltaic farm, through the new subsidiary Copec Renovables SpA. entering the "Utility Scale" generation business. This year, it also acquires 100% of the shares of Sociedad Meet SpA, the company that owns the Streat Burger brand, entering the "Fast Casual" fast food segment.

Launch of Chiletur Copec, a marketplace for tourist experiences throughout the country, which reinforces the Company's commitment to promoting national tourism.

2025

The company celebrated 90 years of history at the service of Chileans with different initiatives and commemorations that brought together the public, customers, employees, and members of the extended team, thanking everyone who brings life and meaning to our Company.

Signing of an agreement to acquire 70% of Procafecol Chile, operating the Juan Valdez brand in our country. The transaction was approved by the National Economic Prosecutor's Office (FNE) in August, and the takeover took place in February 2026.

Inauguration of the country's first electric charging station and the first fuel station built entirely of wood. Additionally, the Copiapó electro-terminal made this city the first in South America to have a 100% electric public transportation system.

Copec relaunches the Esso Lubricants brand, becoming the first in the world to do so in partnership with ExxonMobil.

2020

SOCIO-ECONOMIC IMPACT REPORT

COPEC'S CONTRIBUTION TO CHILE

MEASURING OUR CONTRIBUTION TO CHILE'S DEVELOPMENT: IMPACT STUDY RESULTS

METHODOLOGICAL APPROACH

To accurately measure Copec S.A.'s contribution to national well-being, an economic modeling exercise was conducted based on the National Accounts and, in particular, the Input-Output Matrix (IOM) of Chile's Central Bank. The study was conducted by consulting firm CoMov and reviewed by Federico Huneeus, Ph.D. in Economics from Princeton University and assistant professor at Duke University. It considers figures from 2024, using a deflation factor, and the 2022 Input-Output Matrix prepared by the Central Bank of Chile, which is the most recent version available.

The study focused in three variables First, Copec's direct impact on the economic activity of firms that use the organization's products as inputs. Second, the indirect impact of Copec on other companies that do not directly use the company's products as inputs but benefit indirectly because they trade with companies that are connected to it. In other words, it measures the impact that Copec generates beyond its own operations, through all the activity it drives in other sectors of the economy such as transportation, mining, agriculture, or commerce.

Finally, the third variable reflects the impact of the two previous effects on household well-being. To this end, the analysis measures how much households spend in each sector of the IOM, giving greater weight to those expenditures that are most prevalent in daily life, such as retail, manufacturing, and services.

COPEC MOVES

$11,641 BILLION

IN THE ECONOMY

which equals

4.25%

ANNUAL GDP

It is estimated that the total impact of Copec's operations on economic wellbeing amounts to $11,641 billion per year, equivalent to 4.25% of the country's annual GDP.

45

HOSPITALS

Its magnitude is comparable to financing the construction of 45 high-complexity hospitals in a single year.

*Reference: One hospital costs $257 billion.

COPEC GENERATES

180,373

JOBS IN THE ECONOMY, DIRECTLY AND INDIRECTLY

which corresponds to



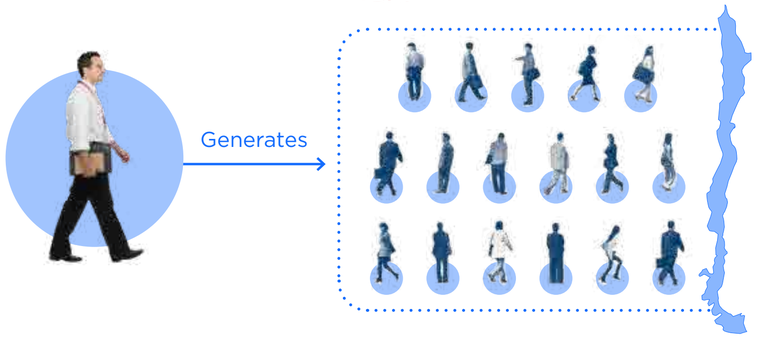

Every worker hired at the Copec Ecosystem

17 additional jobs in the country*

*For more information, visit our website copec.cl



TAX CONTRIBUTION OVER THE LAST DECADE WAS

$635 billion**

FISCAL CONTRIBUTION

which is equivalent to

The construction of a highway between Santiago and Chillán

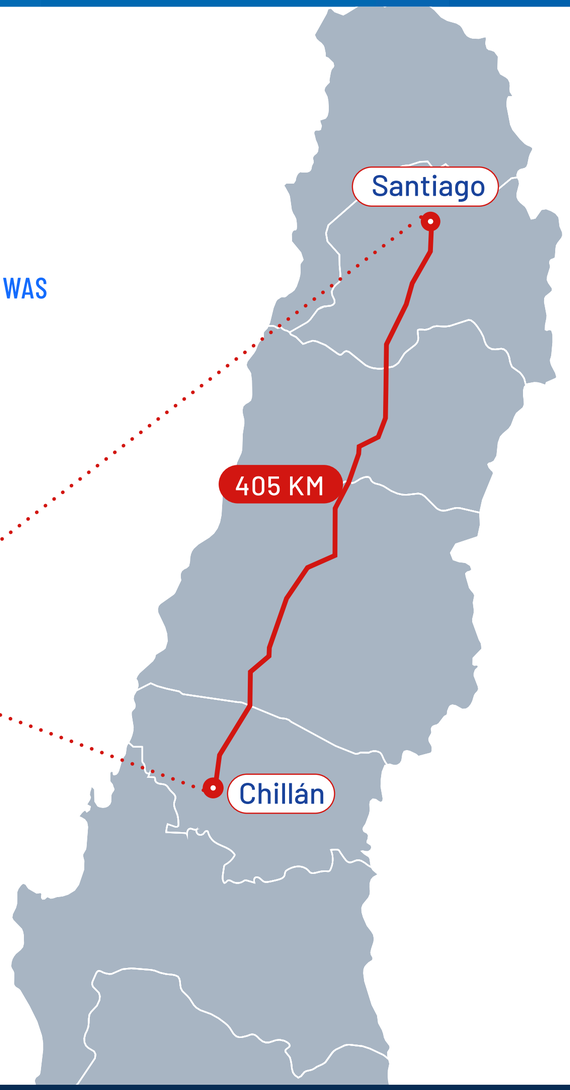

**Nominal value of taxes paid by Copec S.A. over the past 10 years. Adjusted for inflation to 2025 values, this amounts to 806 billion.

Beyond the numbers, the impact lies in what Copec enables: more efficient productive sectors, people who can move around, companies that add more value, and regional economies that keep moving forward.

HIGHLIGHTS OF 2025

NCG 519 10

01

We launched our first 100% electric charging station. With a wooden design, it allows up to six vehicles to be charged simultaneously.

02

We inaugurated the largest battery-based energy storage system in Latin America: Desert BESS, developed by Atlas Renewable Energy. This innovative project is the first on the continent to operate on a large scale as a standalone system, and its energy will be managed by Copec EMOAC under a 15-year PPA.

03

We signed an Agreement to acquire 70% of Procafecol Chile, the company that operates the Juan Valdez brand in our country. The transaction was approved by the National Economic Prosecutor's Office (FNE) in August, and the takeover took place in February 2026, prior to the closing of this document.

04

We have entered into a strategic partnership with BancoEstado that will allow its more than 16 million customers to access the benefits of Full Copec by using Rutpay at our service stations.

05

We inaugurated Chile's largest solar parking lot project, through our subsidiary Copec Flux, at Empresas Carozzi facilities.

06

We launched the Atenea program, which outlines the migration to SAP S/4HANA for the entire Company. This strategic change will enable Copec's growth and transformation

07

The Aguada La Chimba Wetland in Antofagasta received the "Star of Biodiversity" award from Wetland Link International, becoming the first ecosystem in the Southern Cone to receive this distinction.

08

We celebrated the Company's 90th anniversary.

09

Copec Flux signs a strategic alliance with Tesla to incorporate its Megapack storage technology into medium- and large-scale projects in Chile, also certifying Copec Flux as Tesla's first Certified Service Partner in Chile.

10

We inaugurated the Copiapó electro-terminal, making this city the first in South America to have a 100% electric public transportation system.

11

ExxonMobil chooses Chile as the first country in the world to relaunch the Esso Lubricants brand as a second brand marketed by Copec.

12

Together with Blue Express Copec, we announced a historic investment and the expansion of its network of smart lockers throughout Chile as part of its Master Plan to consolidate its position as the largest, most modern, and automated logistics operator in Latin America.

13

We officially launched our operations in Rapa Nui. Together with our tourism, energy, and logistics subsidiaries, Tur.com Copec, Copec Flux, and Blue Express Copec, we will undertake the modernization of the island's national park management and facilitate safe and sustainable access for its visitors.

14

We surpassed 90 service stations with fast-charging stations in partnership with Copec Voltex consolidating the most extensive and highest-capacity network in Latin America.

15

We opened our 700th station in the municipality of Peñalolén, which is also the first to be built entirely of wood, a first-of-its-kind project in the country. This milestone also coincides with the opening of the 500th Pronto Copec store.

16

We have achieved Top Tier™+ certification, the most demanding standard for fuel quality, across our entire network and for all products: 93, 95, and 97 octane gasoline and diesel fuel.

17

Chiletur Copec is evolving and rebranding as Tur.com Copec to reflect the expansion of our operations into 12 countries in Latin America.

18

We obtained TRUE (Total Resource Use and Efficiency) certification for the service station and Pronto Copec store on Pedro Fontova Avenue in Huechuraba, making it the first facility in the country to be certified as zero-waste under this international standard.

AWARDS AND RECOGNITIONS

BRAND AND CUSTOMER EXPERIENCE RECOGNITIONS

PXI RANKING, PRAXIS XPERIENCE INDEX, 2025

- 1st place in the Gas Stations category.
- Brand of excellence in the overall ranking.

Awarded by: Praxis.

PROCALIDAD AWARD 2025

- 1st place in the Gas Stations category.

Awarded by: Praxis and Universidad Adolfo Ibáñez (UAI).

TOTAL BRANDS 2025

- 1st place in the Gas Stations category.

Awarded by: BBK group, Criteria and Diario Financiero.

EMPATHY STUDY 2025

- 1st place in the Gas Stations category.
- 20th place in the overall ranking.

Awarded by: Better Brands and dobleA.

EMPATHIC BRAND

- 1st place in the Gas Stations category.

Awarded by: Gestión Social, Criteria and Parla.

CHILE 3D 2025

- 1st place in the Gas Stations category.

Awarded by: NielsenIQ.

1st 1st

CITIZEN BRANDS 2025 RANKING.

- 1st place in the overall ranking for the second half of 2025.
- 1st place in the Gas Stations category in both semesters.

Awarded by: Cadem.

1st

ICARE 2025 AWARD

- Recognized as Best Company of the Year.

Awarded by: ICARE.



REPUTATION AWARDS

BUSINESS MONITOR OF CORPORATE REPUTATION (MERCO) CORPORATE REPUTATION COMPANIES

- 1st place in the Energy and Distribution sector.
- 5th place in the overall ranking for the second consecutive year.

Awarded by: Merco, Corporate Reputation Business Monitor.

CORPORATE REPUTATION BUSINESS MONITOR (MERCO) ESG RESPONSIBILITY 2024

- 1st place in the Energy and Distribution sector.
- 9th place in the overall ranking.

Awarded by: Merco, Corporate Reputation Business Monitor.

BUSINESS MONITOR OF CORPORATE REPUTATION (MERCO) TALENT

- 1st place in the Energy and Distribution sector.
- 17th place in the overall ranking.

Awarded by: Merco, Corporate Reputation Business Monitor.

AWARDS FOR INNOVATION

MOST INNOVATIVE COMPANIES

- 1st place in the Fuel Distribution category.

Awarded by: ESE Business School and MIC Innovation.

INNOVA AWARDS 2025

- 1st place for Copec Wind Ventures in the ranking of the best CVC of the year.

Awarded by: Innova 360°.

RANKING BEST VENTURE BUILDER

- 1st place for Copec Wind Ventures among Chilean CVCs.
- 4th place for Wind Garage Copec.

Awarded by: ESE Business School, MIC Innovation and El Mercurio.

OTHER AWARDS

BEST COMPANIES AT PAYING SUPPLIERS

- Recognition as a leading company in the energy sector.

Awarded by: Chilean Commodity Exchange (BPC) and the Association of Entrepreneurs in Chile (Asech).

HUMAN COMPANIES

- 1st place in the Fuel category.
- 11th place in the overall ranking.

Awarded by: True Brands and NielsenIQ.

CIRCULAR TERRITORY 2025 AWARD

- Winners of the award in the Large Companies Eco-Design category, thanks to the project for fuel cans made with 25% post-consumer recycled plastic (PCR).

Awarded by: Corfo, MMA and SOFOFA Hub.

CONECTA AWARDS

- 3rd place in the SDG Interconnection category for the conservation initiative of the Aguada La Chimba Nature Sanctuary and Urban Wetland.

Awarded by: Global Compact.

AWARD FOR INNOVATION AND MANAGEMENT IN SUSTAINABILITY (RIGS 2025)

- Recognized for the conservation project at the La Chimba Urban Wetland in the Social Management category and for the efficient climate control project at Pronto stores in the Energy Efficiency category.

Awarded by: British Embassy in Chile.

AWARDS FOR OUR SUBSIDIARIES

CITIZEN BRANDS

- 1st place in the Convenience Stores category for Pronto Copec in both semesters, and 30th in the overall ranking for the second semester.

CHILE 3D 2025

- 1st place for Pronto Copec in the Convenience Stores/On-the-Go Shopping category as the most valued brand.

Awarded by: Nielsen IQ.

TOTAL BRANDS 2025

- 1st place in the Postal Services category for Blue Express Copec.

Awarded by: BBK group, Criteria and Diario Financiero.

EMPATIA 2025 STUDY

- 5th place in the overall ranking for Copec Pay.
- 16th place in the overall ranking for Blue Express Copec and 1st place in the Distribution and Logistics category.
- 1st place in the Convenience Stores category for Pronto Copec.

Awarded by: Better Brands and dobleA.

MOST INNOVATIVE COMPANIES

- 1st place in the Transportation and Logistics category for Blue Express Copec

Awarded by: ESE Business School and MIC Innovation.

CUSTOMER LOYALTY

- 1st place in the Convenience Stores category for Pronto Copec.

Awarded by: Alco Consultores and Universidad de Los Andes.

NATIONAL LOGISTICS AWARD

- Company of the Year for Blue Express Copec.

Awarded by: Conecta Logística and El Mercurio.

PXI RANKING, PRAXIS XPERIENCE INDEX, 2025

- 1st place in the Convenience Stores category for Pronto Copec.

Awarded by: Praxis.

TRIPLE IMPACT RANKING

- 1st place in the Convenience Stores category for Pronto Copec.

Awarded by: Better Brands and Global Compact Chile.

90TH ANNIVERSARY CELEBRATION

With our **customers**

"90 WAYS TO SAY THANK YOU" CAMPAIGN

On our anniversary, we wanted to take a moment to do what matters most: say thank you. That's how "90 Ways to Say Thank You" was born, a unique campaign designed to recognize those who choose us every day.

We gave away 90 prizes from across our entire ecosystem: from sports experiences with Team Copec members, unforgettable tourist activities with Tur.com Copec, fuel discounts, gifts associated with our convenience offerings at Pronto Copec and Streat Burger, tickets to motorsports events, a brand-new electric car to continue promoting electromobility, to benefits through our Full Copec loyalty program.

The highlight of the campaign was a historic gift: 90 years of free fuel. A token of gratitude to our customers for their loyalty since 1935. The winner was 27-year-old Gabriel Concha, who received this benefit, which will be credited to his Copec App each January and can be transferred to a direct heir, given the nature of the prize.

Throughout 2025, we invited all our customers to participate through purchases made at gas stations, Pronto Copec, Tur.com Copec, and Blue Express Copec, offering even more opportunities when using the Copec App or Copec Pay, as a way to continue building closer ties and being a part of their daily lives. More than just a campaign, it was our way of celebrating the shared journey and say, once again, thank you for coming to Copec.

"This award has special meaning because it comes from a company I've known for as long as I can remember. My family has always stopped at Copec during our trips, because of the trust and quality of service. So all that's left for me to do is say thank you from the bottom of my heart, because now I can imagine all the plans I'll make with my future family and my friends: going south, going north, traveling through Chile -which is beautiful- with Copec by my side. It's something that's priceless, and I'll be grateful for it for the rest of my life,"

GABRIEL CONCHA.

OUR HISTORY, PIECE BY PIECE: ICONIC PROMOTIONS

As part of our 90th-anniversary celebration, we invite customers, families, and collectors to build, piece by piece, a part of Copec's history, bringing our brand closer from a different and playful perspective. To this end, we launched three sets of collectible blocks developed in collaboration with CaDA: the service station, the Pronto Copec store, and the fuel truck.

The initiative sought to connect with the memories, childhood, and stories that many people have built alongside us over time. Our most iconic spaces, present in journeys, gatherings, and everyday moments, are thus transformed into a playful experience that celebrates the emotional bond we have built over nine decades.

We also wanted to celebrate by gathering around another space that brings people together and is part of our value proposition: food. That's why we partnered with Jorge Valenzuela, better known as "Jorgito Parrillero," to launch a promotion focused on grilling supplies alongside the book "Thank you for coming: Tour Chile with Jorgito Parrillero's best recipes". This commemorative edition brings together dishes that evoke gatherings, travels, and celebrations across the country, inviting people to share around the grill and the flavors that define us.

Because turning 90 doesn't happen every day, we wanted to celebrate it properly: alongside our customers, with family and friends, creating memories and sharing experiences that continue to fuel the country's mobility.

90TH ANNIVERSARY CELEBRATION

With our **people**

LARGE-SCALE CELEBRATIONS AND EVENTS

August represented a milestone of gatherings and gratitude. Throughout the month, we built up the festive spirit through Alliances, which returned after 10 years to fill the Copec family with joy and healthy competition. Over the course of three weeks, employees from all over Chile gathered to celebrate our Company's 90th anniversary through five teams.

To wrap up the month, through several anniversary celebrations held both in the Metropolitan Region and across the rest of the country, Copec recognized the commitment of those whose daily work makes our mission in Chile a reality. These events helped strengthen our bonds in an atmosphere of camaraderie and celebration.

The main event in Santiago brought together more than 2,000 Copec employees, for the first time from all over Chile, and its subsidiaries. The day was highlighted by the performance of the "Copec Stars," who, after months of preparation, delivered a top-notch musical opening act, capping off the celebration with a stellar performance by the national band Los Bunkers.

WORKSHOPS WITH PURPOSE

Today, as we turn nine decades, we celebrate the culture that unites us around a shared purpose. Through our "Workshops with purpose," we've connected our company's purpose with each employee's personal goals, fostering a deep sense of pride in being part of the Company. We held more than 60 workshops nationwide, directly impacting over 1,000 people, including employees, dealers, and suppliers. These sessions fostered internal cohesion and motivation, and became a key opportunity to thank our teams for their commitment and strengthen their sense of belonging to the company.

BOOK: "COPEC: 90 YEARS AT THE SERVICE OF CHILE"

Our history is much more than a series of milestones; it is a living testament to our unwavering commitment to the country's development. On this anniversary, we have captured this legacy in the book "Copec: 90 years at the service of Chile," a work that traces our identity back to our founding in 1935. This project is not only a record of our Company's historical heritage, but also pays tribute to the generations of workers and dealers who, through their efforts, have made Copec an essential part of Chileans' lives, reaffirming our commitment to service toward each and every one of our customers who visit.



90TH ANNIVERSARY CELEBRATION

With our **people**

LISTENING TO THE COMPANY'S KEY PLAYERS: THE EMPLOYEES

With the aim of strengthening pride, a sense of belonging, and internal culture, during this period we launched initiatives to foster connection through two Internal Communication programs. The first, "The 90th Anniversary Podcast," was a conversational forum where guests shared details about activities related to the Company's celebrations and included previously untold anecdotes about the landmark projects that set the tone for 2025. Likewise, "My Copec Story in 1 Minute" highlighted our employees' careers through short video clips featuring personal testimonials, inspiring the organization and reaffirming pride in being part of our history.

THE EXTENDED TEAM CELEBRATION: COPEC SUPER STARS

To involve service station attendants and store staff in our 90th-anniversary celebrations, we launched the Copec Super Stars contest, an initiative designed to recognize and highlight the artistic talent of everyone who supports our customers in their daily lives. The initiative invited workers from different regions to participate by submitting digital applications showcasing their talents.

Following a selection process involving 120 applicants -representing 108 gas stations- and the active participation of employees through a public vote, 11 finalists took center stage at a live gala featuring music, dance, acrobatics, and comedy. The event, which brought together family members, employees, and senior management, was streamed nationwide and highlighted the passion, commitment, and dedication to service of the network's employees. During the event, in addition to the category awards, the contestant who received the most votes from the public was also honored, and we also presented the Copec Spirit Award to the participant who best embodied our Company's values.

More than a contest, Copec Super Stars established itself as a space for connection and recognition that strengthened a sense of belonging, pride, and emotional connection to the Company. The initiative highlighted the fundamental role of people in the service experience, fostering an organizational culture that is approachable, human, and centered on those who bring Copec to life throughout Chile.

90TH ANNIVERSARY CELEBRATION

With the **planet**

BIODIVERSITY REFUGES

In 2025, we made progress in creating one biodiversity refuge per region, a pioneering initiative we launched in 2024 with the first refuge, transforming sections of our service stations into living spaces dedicated to conservation and ecological regeneration by applying the Miyawaki planting method, which enables accelerated growth of vegetation and landscapes. These 16 refuges, located from Arica to the extreme south, are home to more than 40 species of native trees, shrubs, and herbs, carefully selected for their adaptation to local climatic conditions and their high biological value.

Just as our stations serve as gathering places where people find convenience, safety, and a place to rest, with the Biodiversity Refuges we aim to replicate that same role for nature. These are fast-growing native plantings, designed to blend harmoniously into the environment and operate with high water efficiency, using only one-fifth of the water required by a traditional garden. In this way, we contribute to resilience in the face of climate change without straining natural resources.

The refuges also serve a cultural and educational purpose. They become outdoor classrooms that promote environmental education, the beautification of the area, and a deeper connection between communities and their natural heritage. With locations in places such as Arica, Pozo Almonte, Llay Llay, San Rafael, and Río Ibáñez, among others, this initiative reflects our belief that climate action is built from the territories, integrating nature, well-being, and local development.

These biodiversity refuges symbolize our commitment to building a legacy of sustainability, protecting Chile's biological wealth, and actively contributing to the well-being of people and the environment, both today and for future generations.

Our refuges:

NORTHERN REGION

- Arica
- Pozo Almonte
- Antofagasta
- Copiapó
- Coquimbo

CENTRAL REGION

- Llay Llay
- Nos
- San Francisco de Mostazal
- San Carlos
- Parque Santa Rosa
- San Rafael
- Los Ángeles

SOUTH AND EXTREME SOUTH

- Freire
- Puerto Montt
- Puerto Río Tranquilo
- Punta Arenas



90TH ANNIVERSARY CELEBRATION

With the **planet**

PROTECTION OF BIODIVERSITY AND STRATEGIC ECOSYSTEMS

At Copec, we actively take on the responsibility of preserving, protecting, and conserving biodiversity and ecosystem services in the areas surrounding our operations, contributing both to species conservation and to strengthening the climate resilience of the territories where we operate.

In our 2021 Climate Change Declaration, we set a goal to protect 39 ecosystems by 2034. As a tangible expression of this commitment, by 2025 we achieved the goal of protecting at least one ecosystem per region, having now presence in all 16 regions of the country. This milestone ensures the conservation of strategic environments within our sphere of influence and positions Copec as a leader in nature conservation, recognizing the value of natural capital as an essential part of our work.

List of ecosystems with conservation actions through 2025:

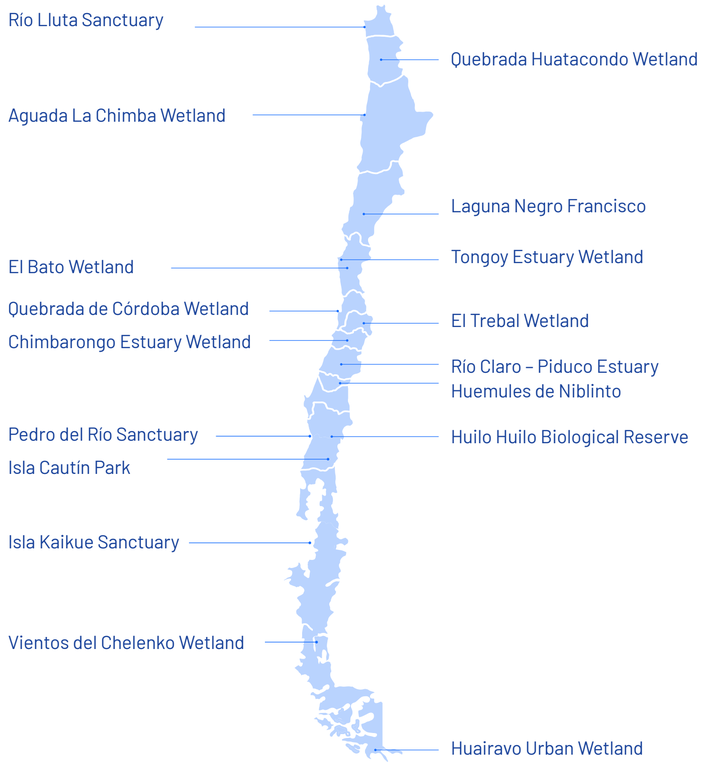

90 SUSTAINABLE GARDENS FOR THE 90TH ANNIVERSARY

Since 2022, we have been promoting the conversion of our stations' lawns into water-efficient gardens, and to mark our company's 90th anniversary, the Dealers management set a goal of implementing 90 sustainable gardens. With this mission in mind, every garden, from its landscape design through to project completion, was supervised by the team in order to standardize and optimize water consumption, from automatic irrigation to the native species for each area.

144,583 m^2

renovated from
2022 to 2025.

142,994 m^3

saved from
2022 to 2025.

90TH ANNIVERSARY CELEBRATION

With **Chileans**

COPEC-MIM IMMERSIVE SPACE

In partnership with Tiempos Nuevos Foundation, which manages Mirador Interactive Museum (mim), this year we laid the foundation stone for the largest and most modern immersive space in South America. This initiative aims to leave a lasting impact on access to knowledge and scientific outreach, especially for children, youth, and educational communities.

With the aim of creating immersive experiences across different fields of knowledge, the space features a 400m^2 dome with a capacity for approximately 500 people, equipped with 360° projection and surround sound.

This new landmark at the mim facilities will invite visitors to continue pushing the boundaries of knowledge through scientific simulations and virtual journeys that seek to open new paths for learning and imagination for audiences of all ages, bringing astronomy, energy, sustainability, biology, technology, history, and art closer to more people.

The Copec-mim Immersive Space will open in 2026, as the result of a long-term strategic partnership with the museum's managing foundation, consolidating itself as a new space for learning, gathering, and sharing content for the entire community. It will also serve as a flagship example of how public-private collaboration can bring transformative initiatives with social and cultural impact to life.

90TH ANNIVERSARY CELEBRATION

With **Chileans**

CRITERIUM, THE 2025 COPEC TOUR

We are living out our mission to promote the development and mobility of people, companies, and the country through a world-class community and sporting event. Throughout October, in five cities across the country -Santiago, Iquique, La Serena, Concepción, and Puerto Montt,- we held the "Criterium, the 2025 Copec Tour" sporting event, a free, world-class cycling spectacle that came to Chile for the first time, with more than 500 cyclists, both men and women, in professional and open categories, giving their all in the Criterium races.

The event also featured 3K and 5K family runs, attracting more than 12,000 runners. Each participant received a special kit containing a T-shirt, race number, timing chip, and hydration pack. Those who crossed the finish line received a finalist's medal and were able to enjoy community activities, live music, rest areas, and a healthy lifestyle environment.

5

CITIES

Santiago, Iquique, La Serena, Concepción y Puerto Montt.

538

CYCLISTS.

12,495

RUNNERS.

+11,000

ATTENDEES.

90TH ANNIVERSARY CELEBRATION

With **Chileans**

COPEC RALLYMOBIL MOTORSHOW

As one of the highlights marking the end of our 90th anniversary, we celebrated the Copec RallyMobil Motorshow, the season-closing event of the National Rally Championship. At Parque Motor Laguna Carén, nearly 12,000 attendees gathered for a free event that transformed motorsports into a shared, open, and accessible experience for everyone.

The final round of the Copec RallyMobil featured motocross, freestyle, mountain biking, and cross-country rally exhibitions led by national and international stars, turning the public space into a venue for gathering, excitement, and participation, where different generations came together around sports and recreation.

This event reflects our commitment to mobilizing people, inspiring an active lifestyle, and putting public spaces at the service of the community. Through initiatives like this, we aim to continue bringing high-quality experiences to people, strengthening social bonds, and celebrating -together with the community- a history built on the move.

90TH ANNIVERSARY CELEBRATION

With **Chileans**

COPEC DESAFÍO FUTURO

At Copec, we foster a culture of innovation to create the solutions that Chile's future needs. In this context, in 2025 we launched Desafío Futuro, an innovation program aimed at higher education students to promote solutions in mobility, convenience, energy, and sustainability. The initiative received more than 300 applications, with 15 projects selected for their potential for innovation and scalability.

The teams participated in an acceleration program featuring mentorship from experts at Imagine (a strategic partner and the program's implementer) and Copec. Following a Pitch Day, three initiatives were selected and each received US$15,000 in funding to move forward with the implementation of their projects in collaboration with the Company. In addition, the top-performing team will have the opportunity to participate in an immersion experience in San Francisco, connecting with the international innovation ecosystem and Copec Wind Ventures.

By 2026, this competition will evolve into the Copec Avonni Desafío Futuro, through a new partnership we have established with Foro Innovación, which aims to inspire and promote innovative solutions from higher education for the country, empowering young people who are thinking outside the box and embracing a transformative vision of the future.

COPEC VIVA LEER LITERARY CONTEST

In line with our commitment to foster reading, we promoted, along with the Chilean Academy of Language, the Copec Viva Leer 2025 Literary Contest. This initiative invited the public to submit original short stories in the Children and Adult categories, offering cash prizes and the opportunity to digitalize the winning works.

The contest received more than 7,000 entries from all regions of the country, a figure that reflects Chileans' deep interest in literature and underscores the importance of having this kind of spaces for fostering creativity, an area where our company shares the commitment to reading as a key driver of culture and education in Chile.

Given its success, this program will continue as part of the Company beyond the 90th-anniversary celebrations. In November, we awarded three winners in both categories -Adult and Children- following an evaluation process that considered 238 finalist works reviewed by a jury composed of prominent figures in the literary world.

02

WE ARE COPEC

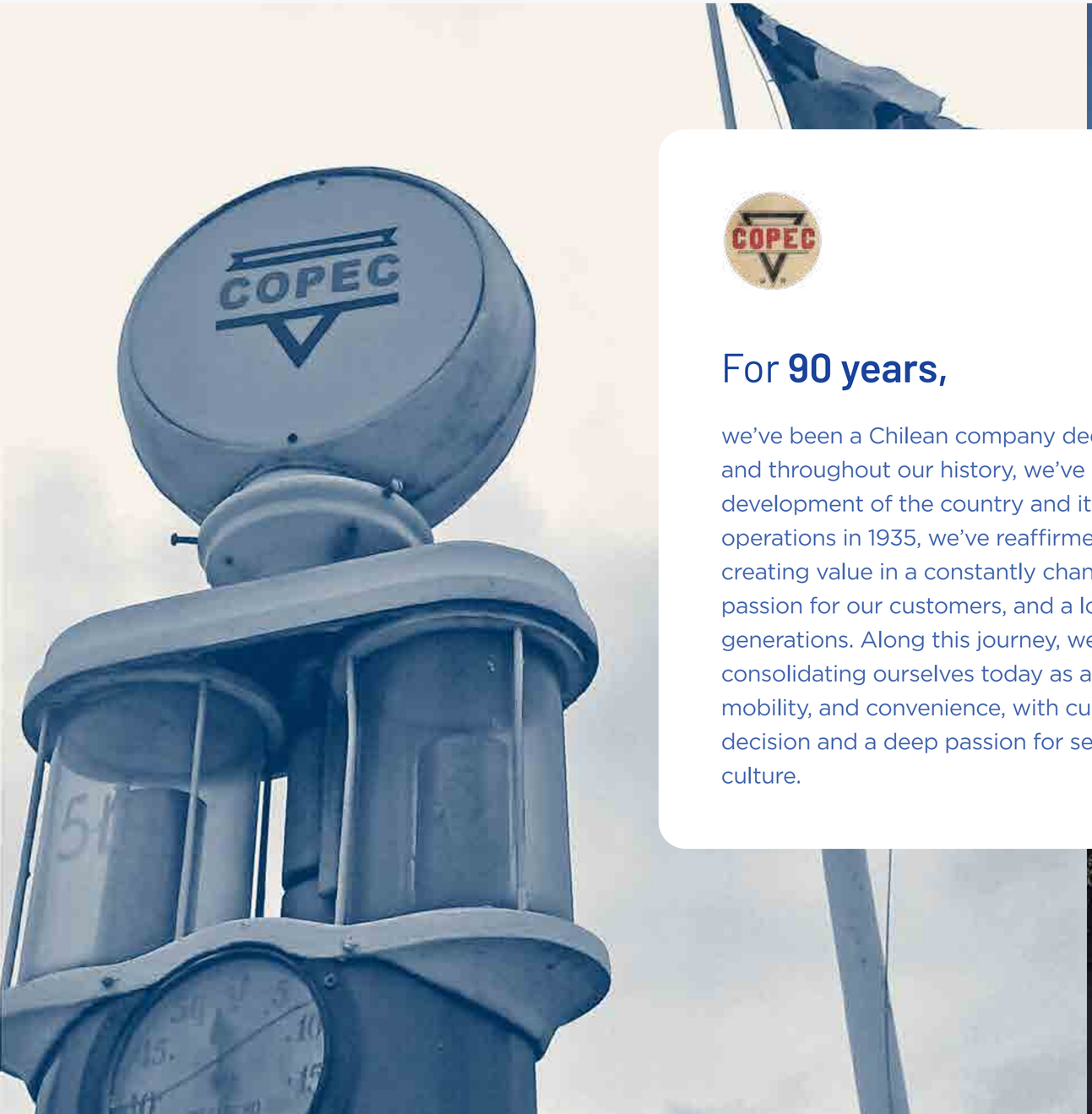

For **90 years,**

we've been a Chilean company dedicated to serving our customers, and throughout our history, we've supported the progress and development of the country and its people. Since we began operations in 1935, we've reaffirmed our commitment every day to creating value in a constantly changing world, driven by innovation, passion for our customers, and a long-term vision that transcends generations. Along this journey, we have evolved beyond fuel, consolidating ourselves today as a multi-service platform for energy, mobility, and convenience, with customers at the center of every decision and a deep passion for service as the hallmark of our culture.

COMPANY OWNERSHIP

NCG 519 2.3.1, 2.3.5

We are part of Empresas Copec Group, our majority shareholder. This leading industrial holding company has investments in several strategic sectors, including energy, mining, and forestry, among others. Both our company, Copec S.A., and our parent company have headquarters in Santiago, Chile.

SCOPE OF ACTIVITY

Since our foundation, we have been a key player in the marketing and distribution of liquid fuels. Driven by innovation and the adoption of new technologies, for nearly a decade we have been increasing our investment in solutions focused on three business verticals: new mobility, new energies, and new convenience. This evolution has allowed us to expand and redefine our corporate purpose, aligning it with new customer expectations and a vision of creating sustainable value.

OWNERSHIP AND CONTROL STRUCTURE

99.999%

of the Company's ownership belongs to Empresas Copec S.A.



0.001%
Inversiones Nueva Sercom Limitada

99.999%
Empresas Copec S.A.

OUR BUSINESS

COPEC ON THE CONTINENT

Our operations are primarily concentrated in Chile and Latin America, and focus on the distribution of fuels and lubricants through Copec and Terpel, as well as renewable energy, new mobility, technology solutions, and convenience. In the United States, we are represented by Copec Wind Ventures, a Corporate Venture Capital (CVC) through which we sponsor innovative projects aligned with our strategy, enabling us to maintain a presence in Asia, Europe, and Oceania as well.

With the customer at the heart of our actions and decisions, we have built the largest and most reliable network of service stations in Latin America, with a total of more than 3,073 stations and 1,043 convenience stores led by Copec and Terpel, our subsidiary on the continent.

STRATEGIC PRIORITIES

1. Improve the business's value proposition and profitability.
2. Excellence in service and operations.
3. Be leaders in new businesses in energy, mobility, convenience, and digital services.
4. Generate value for the country and its communities.

These four pillars are enabled by technology, processes, and data, with the comprehensive development of people as their fundamental cornerstone.

THE LARGEST AND MOST RELIABLE NETWORK OF SERVICE STATIONS IN LATIN AMERICA

3,073

Service stations

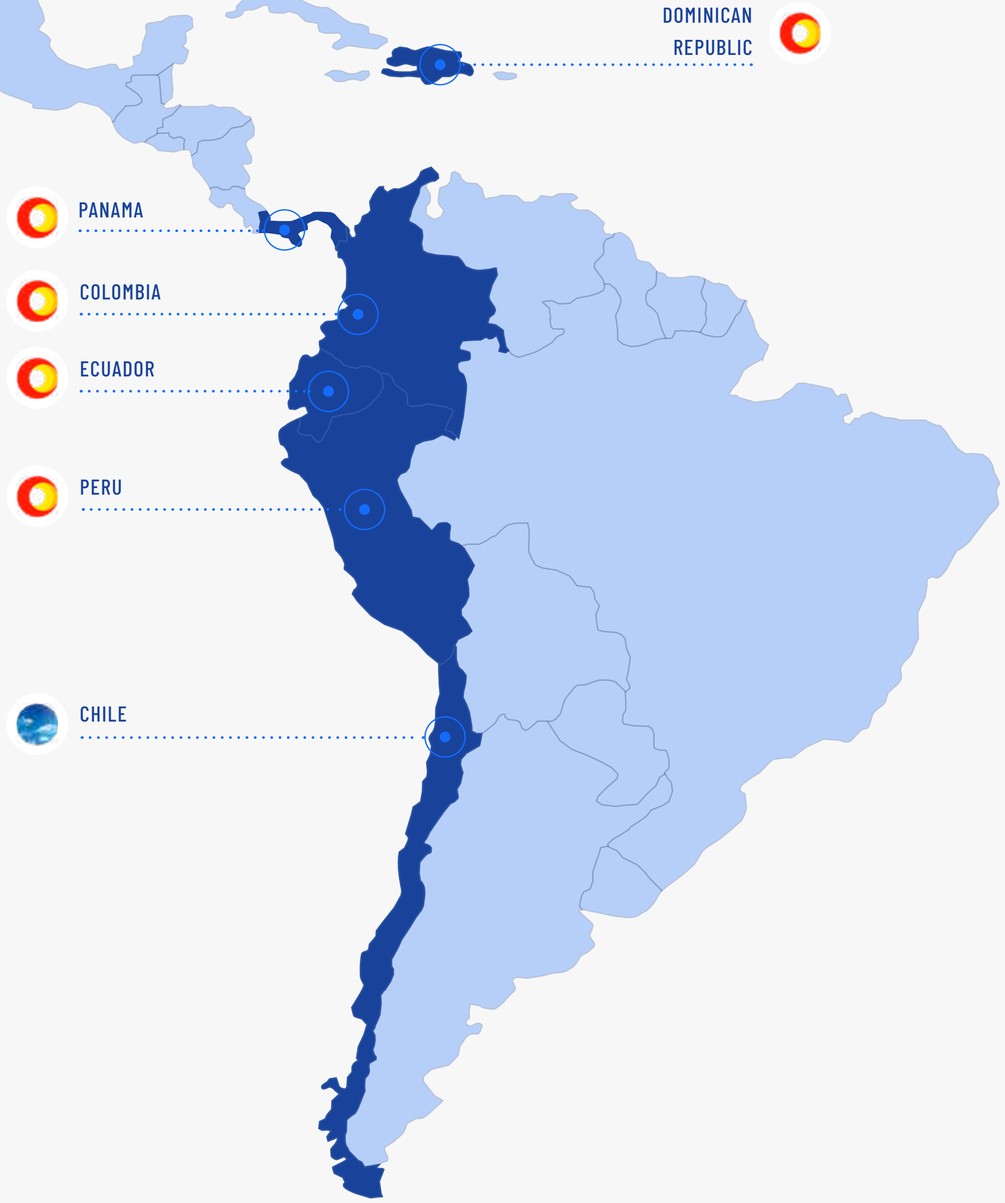

INVESTMENTS IN STARTUPS AROUND THE WORLD

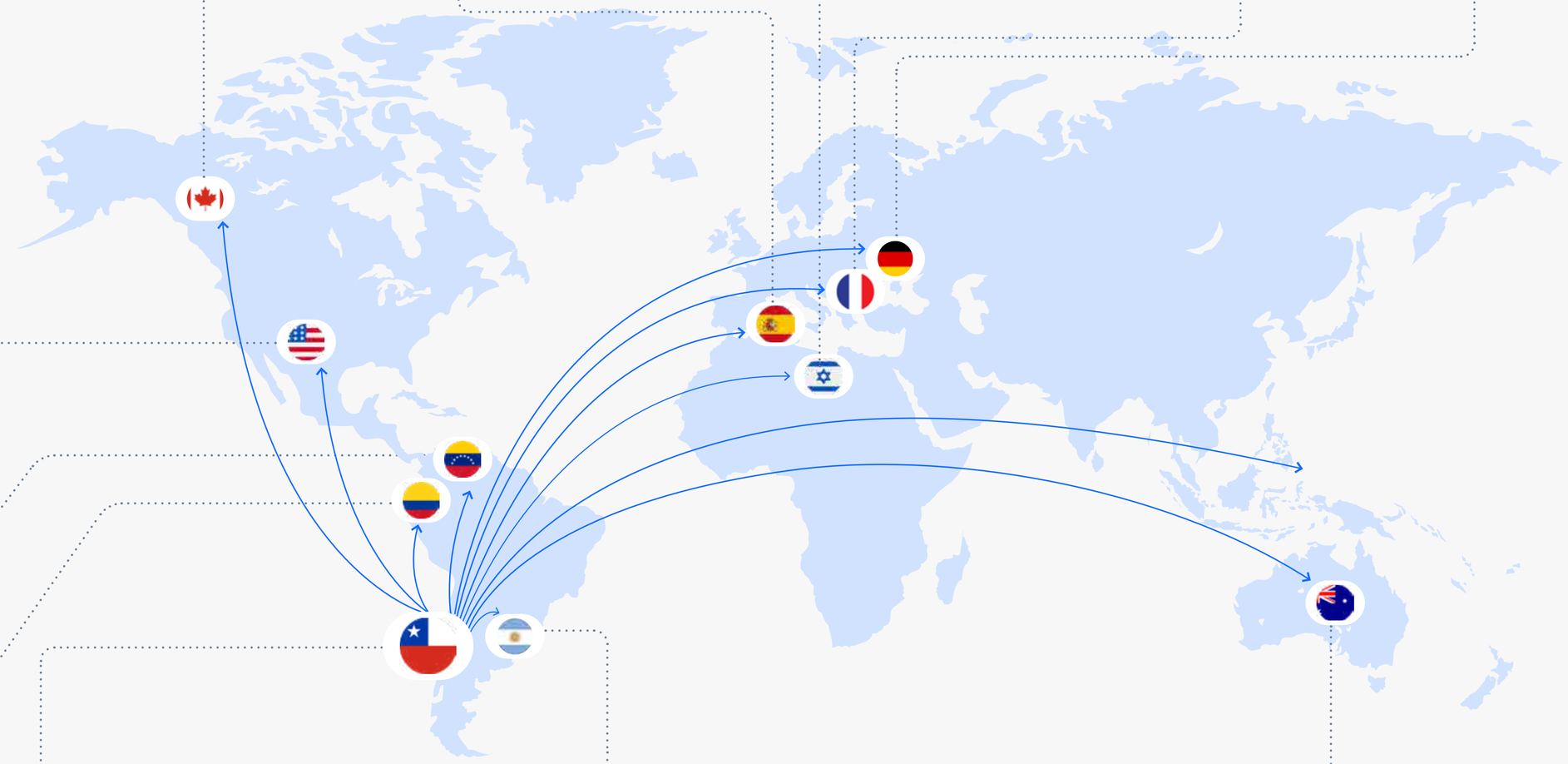

CANADA
moment energy
busbud

SPAIN
AMPERE ENERGY
wallbox
Cafler

ISRAEL
optibus
H_2PRO

FRANCE
CATHAY INNOVATION

GERMANY
INERATEC

UNITED STATES
monalee
Field AI
OMNIDIAN
stem
Resonant Link
aia
xeal
TURNTIDE
YOTTA ENERGY
75F
SOURCE

VENEZUELA
Yummy

COLOMBIA
Chiper
picafuel

CHILE
Reversso
galgo
andes ML

ARGENTINA
Remitee

AUSTRALIA
zoomo

COPEC IN CHILE, FROM ARICA TO PUERTO WILLIAMS



NORTHERN REGION	102	78
CENTRAL REGION	381	294
SOUTHERN REGION	218	129
TOTAL	**701**	**501**

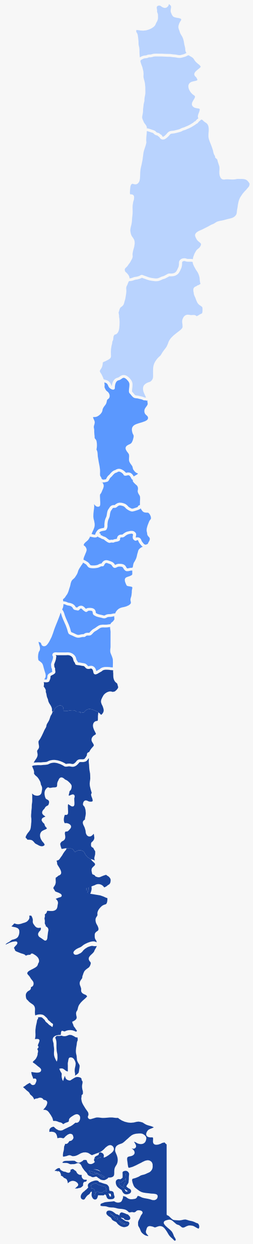

701

service stations.

501

Pronto Copec and Pronto Copec Express convenience stores.

63

Copec oil change locations.

01

Lubricants plant.

01

BlueMax plant.



15

fuel storage facilities*.



229

gas stations with car wash facilities.

13

distribution centers.

4,572

total Copec Voltex charging stations.

204

Copec Voltex charging points at service stations.

01

100% electric Copec gas station.

*Includes the SIAV storage facility that supplies Arturo Merino Benitez Airport, the management of which was awarded to Copec by Chile's Civil Aviation Authority (DGAC) in 2024.

PURPOSE

NCG 519, 2.1

We exist to promote the development and mobility of people, companies and the country.

VISION

To be a benchmark in the energies of today and tomorrow, in convenience and mobility.

COMMITMENTS

PASSIONATE

about people and service.

CHALLENGED

by excellence and quality in every detail.

INSPIRED

by innovation and a vision of the future.

COMMITTED

to acting ethically and responsibly in everything we do.

FINANCIAL RESULTS

COPEC CONSOLIDATED

REVENUES

in MM$

20,118,193

8% growth compared to 2024.

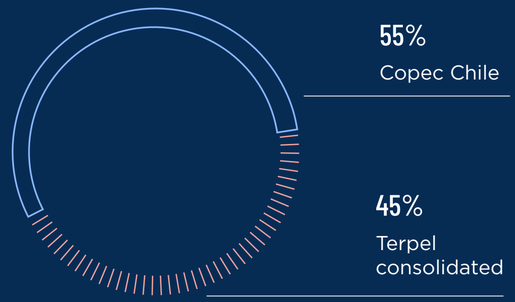

EBITDA

in MM$

1,038,600

11% growth compared to 2024.

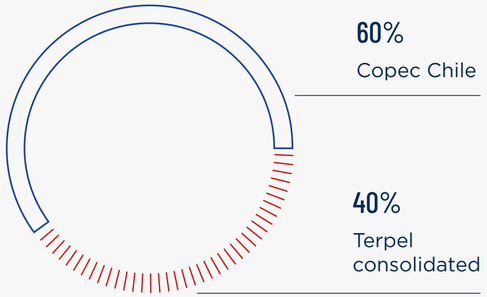

OPERATING INCOME

in MM$

802,481

12% growth compared to 2024.

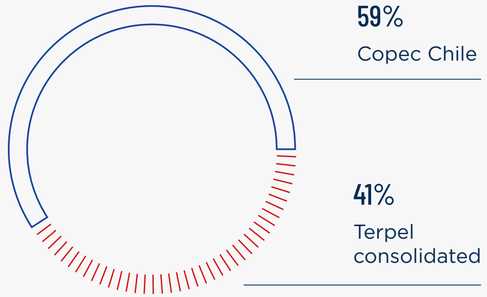

INVESTMENT IN FIXED ASSETS

in MM$

265,168

-10% decrease compared to 2024.

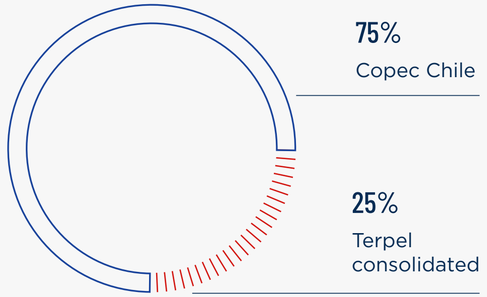

NET INCOME

in MM$

426,813

32% growth compared to 2024.

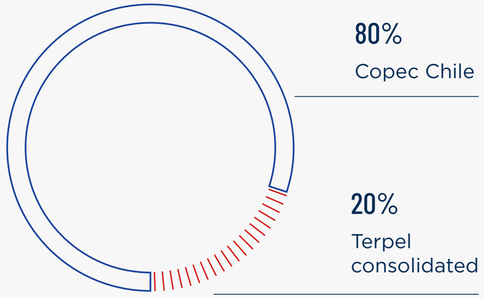

MM $	COPEC CHILE	TERPEL CONSOLIDATED	TOTAL*
Revenues	11,152,224	8,965,968	**20,118,193**
EBITDA	624,210	414,390	**1,038,600**
Operating income	474,092	328,389	**802,481**
Inv- Fixed Assets	199,720	65,448	**265,168**
Net Income	340,565	86,248	**426,813**

Copec Chile includes all Chilean subsidiaries and Copec Overseas,
*Net income excluding non-controlling interest

FINANCIAL RESULTS

COPEC CONSOLIDATED

SYMBOLS

- Copec Chile*
- Terpel consolidated
- Mapco

REVENUE

in MM$

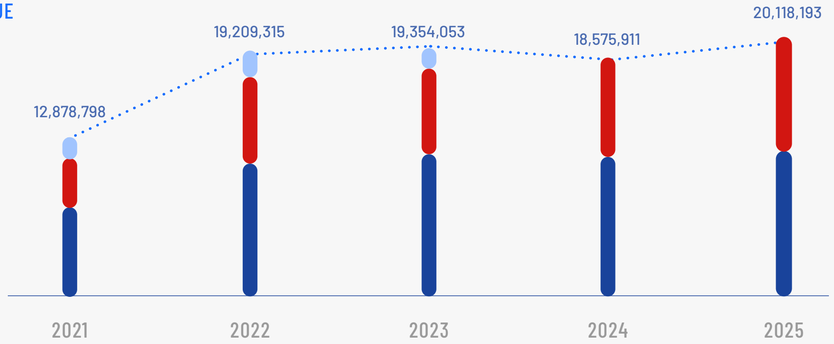

EBITDA

in MM$

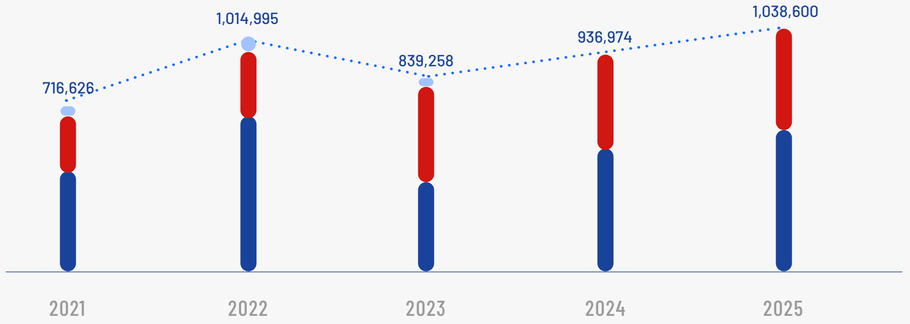

NET INCOME**

in MM$

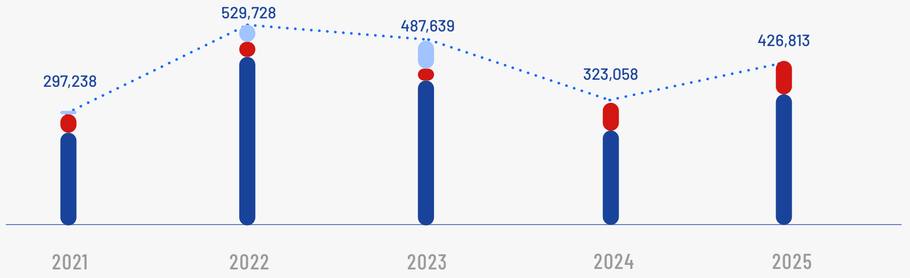

*Includes Copec Overseas
**Income excluding non-controlling interest

JORGE ANDUEZA FOUQUE
Vice-Chairman

ROBERTO ANGELINI ROSSI
Chairman

ORGANIZATIONAL STRUCTURE

BOARD OF DIRECTORS

NCG 519 3.2.i, 3.7.iii, 3.7.iv, 3.1.vi

ROBERTO ANGELINI ROSSI
Chairman

RUT: 5.625.652-0
Civil Industrial Engineer
Date on which the Shareholders' Meeting appointed him as a director: April 26, 2004.

EXPERIENCE

He holds a degree in Industrial Civil Engineering, with a specialization in Chemistry, from Pontificia Universidad Católica de Chile. He has a career spanning nearly five decades with the Angelini Group, which he joined in 1976, and has held executive positions in its main companies since 1982. He currently serves as Chairman of the Board of Copec S.A., a position from which he provides strategic leadership by guiding the Company's long-term vision, steering it toward the energy transition and innovation in customer service. With over 40 years of executive experience overseeing critical operations in the energy and natural resources sectors at the regional level, he has been the primary driving force behind the consolidation of the national network of convenience stores and the integration of digital solutions that enhance the consumer experience at service stations. He is also Chairman of Empresas Copec, AntarChile, Corpesca, Pesquera Iquique-Guanaye, Inversiones Alxar, and Servicios Corporativos Sercor, and serves on the boards of directors of Forestal Arauco, Nutrisco, and Inversiones Siemel, among others. In the social sphere, he chairs and participates in several foundations that promote scientific research, education, and social housing in Chile. He has served as a Director of Copec S.A. since 2004.

JORGE ANDUEZA FOUQUE
Vice-Chairman

RUT: 5.038.906-5
Civil Engineer
Date on which the Shareholders' Meeting appointed him as a director: April 26, 2004.

EXPERIENCE

He holds a degree in Civil Engineering from Universidad Federico Santa María and a master's degree in Business Administration from Universidad Adolfo Ibáñez's Business School. He has extensive executive experience within the Group, notably serving as Chief Executive Officer of AntarChile from 1999 to 2017. His industry expertise has been further strengthened through his involvement in developing corporate strategies for the energy and distribution sectors. He currently serves as a director for several subsidiaries and related companies, contributing his expert insight on governance and sustainability. He has served as a director of Copec S.A. since 2004.

JORGE BUNSTER BETTELEY

Director

RUT: 6.066.143-K
Commercial Engineer
Date on which the Shareholders' Meeting appointed him as director: April 28, 2009.

EXPERIENCE

Commercial Engineer from Pontificia Universidad Católica de Chile and MBA from IESE Business School, Universidad de Navarra, Spain. He has an extensive career with the Group, notably serving as CEO of Copec S.A. for 19 years (1991–2010), during which time he led the company's consolidation in the fuel distribution and retail market, driving the modernization of the network of service stations and convenience stores. In the public sector, he served as General Director of International Economic Relations (Direcon) and as Chile's Minister of Energy (2012–2014). He currently serves as a director on the boards of several companies. He has been a director of Copec S.A. since 2009.

FRANCISCO LEÓN DÉLANO

Director

RUT: 6.655.380-9
Civil Engineer
Date on which the Shareholders' Meeting appointed him as director: April 24, 2018.

EXPERIENCE

He holds a degree in Civil Engineering from Pontificia Universidad Católica de Chile and an MBA from Harvard Business School. Since 2018, as a member of the Board of Directors of Copec S.A., he has played an active role in overseeing the fuel distribution strategy and strengthening the retail and services ecosystem. His professional experience spans senior management in strategic sectors such as banking, infrastructure, and consumer goods, having served on the boards of leading companies including Coca-Cola Embonor, Cristalerías Chile, CorpBanca, and Construmart; this background provides him with deep expertise in logistics, sales networks, and customer experience. He also brings technical and strategic insight to public-private partnership and infrastructure projects. Since 2018, he has also served as a director of Empresas Copec S.A.

EDUARDO NAVARRO BELTRÁN

Director

RUT: 10.365.719-9
Commercial Engineer
Date on which the Shareholders' Meeting appointed him as director: April 4, 2005.

EXPERIENCE

Commercial Engineer and Master of Economics from Pontificia Universidad Católica de Chile. Since 2003, he has served as CEO of Empresas Copec S.A., and since 2005, he has been a member of the Board of Directors of Copec S.A. In this latter role, he actively participates in defining the company's roadmap for modernizing its service network and adapting to the challenges of climate change, driving innovation and capturing synergies within the Copec ecosystem to facilitate the transition toward new mobility and convenience solutions. He has extensive leadership experience in the energy sector, overseeing critical fuel and liquefied gas distribution operations in several Latin American markets, giving him a comprehensive view of efficiency and sustainable growth. Furthermore, as CEO of the holding company, he brings a strategic perspective to the integration of energy, natural resources, and services, promoting operational excellence.

LORENZO GAZMURI SCHLEYER

Director

RUT: 6.810.003-8
Civil Electric Engineer
Date on which the Shareholders' Meeting appointed him as director: April 27, 2021.

EXPERIENCE

He holds a degree in Civil Electrical Engineering from Pontificia Universidad Católica de Chile. He has spent more than three decades with the Company, where he has held a variety of executive roles, notably serving as Chief Executive Officer of Copec S.A. from 2011 to 2017, and subsequently as Executive Vice President until 2021. During his tenure, he led the transformation of the service station network toward a model of world-class hospitality and service, consolidating the brand's leadership in the fuel and retail segments. He is recognized for his strategic vision in creating value through the customer experience and innovation at the point of sale. He has served as a member of the Board of Directors of Copec S.A. since 2021, contributing his deep operational and commercial knowledge of the company. Additionally, in the trade association sphere, he has played a prominent role as President of ICARE (2021–2023) and as a Board Member of SOFOFA.

CARLOS INGHAM KOTTMEIER

Director

RUT: 14.596.123-8
Commercial Engineer
Date on which the Shareholders' Meeting appointed him as director: April 19, 2010.

EXPERIENCE

He holds a Bachelor's degree in Business Administration from Universidad Católica de Argentina. He has extensive international experience in the financial and investment sectors, including a distinguished career at J.P. Morgan, where he held several senior positions over nearly 20 years, notably serving as president of the firm's Southern Cone division (Chile, Argentina, Uruguay, and Peru). His professional experience focuses on strategic consulting, corporate finance, and asset management, bringing expert insight to investment evaluation and capital efficiency. He has served on the Board of Directors of Copec S.A. since 2010, where he contributes an independent perspective to monitoring the company's growth strategy and financial sustainability. In retail and services, his vision has been key to analyzing the profitability and expansion of the operational network. Additionally, he is a founding partner of Linzor Capital Partners, a director of multiple companies in the region, and actively participates in social impact organizations such as the Food Network, being its founder and president.

RELEVANT INFORMATION OF THE BOARD

NCG 519 3.1.iv, 3.1.vi, 3.2.iv

FULL NAME	% OF ATTENDANCE AT BOARD MEETINGS	DATE OF BIRTH	NATIONALITY	PARTICIPATION IN OTHER BOARDS	SUSTAINABILITY/ESG EXPERIENCE	RISK MANAGEMENT EXPERIENCE	EXPERIENCE IN THE FUEL INDUSTRY	EXPERIENCE IN THE ENERGY INDUSTRY	EXPERIENCE IN THE RETAIL INDUSTRY	EXPERIENCE IN IT AND CYBERSECURITY
Roberto Angelini Rossi	92%	July 30, 1948	Chilean	Empresas Copec S.A., Celulosa Arauco y Constitución S.A., Forestal Arauco S.A., Inversiones Arauco Internacional Ltda., Corpesca S.A., Inversiones Caleta Vitor S.A., Nutrisco S.A., Pesquera Iquique Guanaye S.A., Inversiones Alxar S.A., Servicios Corporativos SerCor S.A., AntarChile S.A., Fundación Copec-UC, Inversiones Siemel S.A., Inversiones Angelini y Cía Ltda. and Nutravalor S.A.	✓	✓	✓	✓	✓	✓
Jorge Andueza Fouque	100%	January 5, 1949	Chilean	Empresas Copec S.A., Celulosa Arauco y Constitución S.A., Forestal Arauco S.A., Inversiones Arauco Internacional Ltda., Maderas Arauco S.A., Organización Terpel S.A., Corpesca S.A., Inversiones Caleta Vitor S.A., Kabsa S.A., Nutrisco S.A., Pesquera Iquique-Guanaye S.A., Servicios Corporativos SerCor S.A, Inversiones Siemel S.A. y Nutravalor S.A., AntarChile S.A. and Fundación Copec-UC.	✓	✓	✓	✓	✓	✓
Jorge Bunster Betteley	92%	March 17, 1953	Chilean	Celulosa Arauco y Constitución S.A., Nutrisco S.A., Terpel S.A., and Belltech S.A.	✓	✓	✓	✓	✓	✓
Francisco León Délano	100%	October 3, 1954	Chilean	Empresas Copec S.A., Larraín Vial SpA, Indumotora SpA and Paz-Corp S.A.	✓	✓	✓	✓	✓	✗
Eduardo Navarro Beltrán	100%	May 25, 1965	Chilean	Celulosa Arauco y Constitución S.A., Abastible S.A., Duragas S.A., Colgas S.A., Solgas S.A., Corpesca S.A., Golden Omega S.A., Inversiones Caleta Vitor S.A., Nutrisco S.A., Inversiones Alxar S.A., Pesquera Iquique-Guanaye S.A. (desde abril 2025), Cumbres Andinas S.A., Servicios Corporativos SerCor S.A., Sociedad Ibérica de Gas Licuado and Fundación Copec-UC.	✓	✓	✓	✓	✓	✗
Lorenzo Gazmuri Schleyer	92%	August 5, 1953	Chilean	Asociación Chilena de Seguridad, Cámara de Comercio de Santiago, Caja de Compensación de Asignación Familiar La Araucana, Instituto Regional de Administración de Empresas (IRADE).	✓	✓	✓	✓	✓	✓ Only in TI
Carlos Ingham Kottmeier	83%	June 5, 1966	Argentine	Corporación Red de Alimentos, Inversiones Dental Salud SpA., Farmashop Uruguay, Inversiones Siemel S.A. (until April, 2025), Win S.A. Perú	✓	✓	✓	✓	✓	✓

SENIOR MANAGEMENT

NCG 519 3.4.i, 6.5.iv

ARTURO NATHO GAMBOA
CEO

Civil Industrial Engineer
RUT: 7.564.870-7
Date of appointment to current position: October 23, 2017

CRISTIÁN BALART IMPERATORE
Chief Technology and Digital Innovation Officer

Civil Industrial Engineer
RUT: 10.275.149-3
Date of appointment to current position: February 1, 2026

DIEGO JOSÉ PEÑAFIEL GRANDELA
Chief Marketing Officer

Civil Industrial Engineer
RUT 13.882.880-8
Date of appointment to current position: February 1, 2025.

FERNANDA VALDÉS HEIREMANS
Chief Human Resources Officer

Psychologist
RUT: 12.855.366-5
Date of appointment to current position: August 1, 2022

JOSÉ ALEJANDRO ÁLVAREZ LORCA
Regional Supply Chain Chief Officer

Civil Industrial Engineer
RUT: 8.027.960-4
Date of appointment to current position: January 1, 2021

JOSÉ IGNACIO DEPASSIER JIMÉNEZ
Sales and Operations Division Chief Officer

Civil Industrial Engineer
RUT: 1 2.583.906-1
Date of appointment to current position: June 1, 2023

JUAN ANDRÉS DIUANA YUNIS
CFO

Civil Industrial Engineer
RUT: 9.213.767-8
Date of appointment to current position: March 1, 2017

JUAN CARLOS BALMACEDA PEÑAFIEL
Attorney

Lawyer
RUT: 13.241.980-9
Date of appointment to current position: June 1, 2023

JUAN PABLO DOÑAS LYNG
Lubricants Regional Chief Officer and Corporate Affairs Chief Officer

Civil Industrial Engineer
RUT: 13.990.368-4
He takes each position on August 15, 2019, and June 1, 2023, respectively.

LEONARDO LJUBETIC GARIB
Chief Development Officer

Civil Industrial Engineer RUT: 8.299.770-9
Date of appointment to current position: June 1 , 2023

NICOLÁS ROSTAGNO BEDECARRATZ
Chief Retail Officer

Civil Industrial Engineer RUT: 15.639.004-6
Date of appointment to current position: March 1, 2024

SERGIO ANTONIO HERNÁNDEZ YÁÑEZ
Comptroller

Public Accountant and Auditor
RUT: 13.900.160-5
Date of appointment to current position: November 1 , 2022

BUSINESS MANAGERS

VINKO HERNÁN AGÜERO DE LA TORRE
Chief of Dealers

EVELYN PAMELA ANDAUR ESPINOZA
Chief of Technology

FELIPE JOSÉ CARPENTIER ALLIENDE
Chief of Commercial Planning

IGNACIO ANDRÉS ALFARO MANZANO
Chief of Digital Products and Loyalty

ALBERTO JORGE FERRAND MIRANDA
Chief of Service Station Network

SERGIO GIOVANNI FOCACCI LE-BLANC
Chief of Lubricants Resale

ALFREDO FERNANDO JALÓN OVALLE
Chief of Operations and Logistics

FRANCISCO JAVIER LABBÉ BASCUÑÁN
Chief of Engineering

NICOLÁS ANDRÉS LIPTHAY ALLEN
Chief of Architecture and Design

VALENTINA LIVESEY GONZÁLEZ
S4 Hana Program Chief

PABLO ALEJANDRO MARCHANT PINEDA
Chief of Development and Research

CRISTIÁN ANDRÉS MONTERO STEGEN
Chief of Industrial Sales

HÉCTOR ALEJANDRO PINO MORA
Industrial Chief

CRISTIÁN ANTONIO ROMERO BADILLA
South Zone Chief

RAMÓN SALINAS ERRÁZURIZ
Head Wind Garage

SANTIAGO PATRICIO SANTA CRUZ HUDSON
Santiago Zone Chief

JUAN IGNACIO SOLÍS ROJAS
Mining Chief

FRANCO ANTONIO SPADA CUBILLOS
Lubricants Chief

JAVIER FRANCISCO SWINBURN LARRAÍN
Energy Subsidiaries Chief

GUSTAVO VICUÑA RIVAS
Central-North Area Chief

ORGANIZATIONAL CHART

NCG 519 3.1.vii

*Organizational chart current as of the time of publication of this document.

OUR VISION OF SUSTAINABILITY

NCG 519 3.1.ii, 3.1.iv, 3.1.v, 6.2.i a 6.2.vii

In line with our purpose, which guides and directs the actions of everyone at Copec, our sustainability strategy challenges us to be leaders in service and drivers of the country's growth, contributing to its progress while promoting the development of our employees, strategic partners, and the communities with which we engage.

Continuous innovation and sound governance guide our decisions and actions, enabling us to responsibly address environmental and social challenges, strengthen business management, and build a long-term vision.

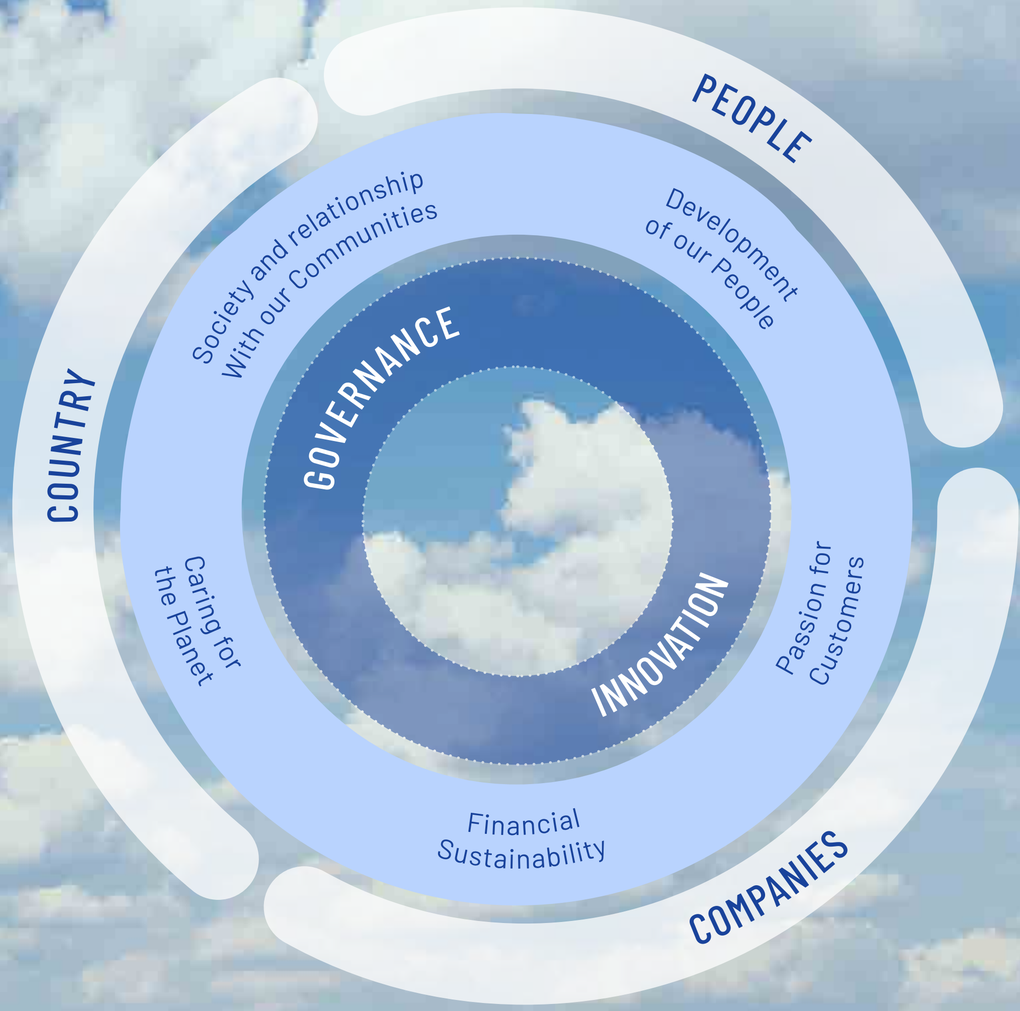

CORNERSTONES OF THE SUSTAINABILITY STRATEGY AND ITS COMMITMENTS

PASSION FOR CUSTOMERS

We are committed to providing the best service and to supporting our customers' sustainable choices.

A. Sustainable alternatives
I. Develop innovative solutions that help our clients achieve sustainability.

B. Customer experience
I. Deliver a memorable service experience for all our customers in our Copec Ecosystem.
II. Communicate the ESG strategy (Environmental, Social, and Governance) to foster a culture of sustainability within the Company.

CARE FOR THE PLANET

We are committed to developing innovative solutions for an energy transition that has a positive environmental impact.

A. Mitigation and adaptation
Efficiently manage Copec's carbon footprint.

B. Circular economy
Promoting the circular economy through our Zero Waste strategy.

C. Nature
I. Generate a net positive environmental impact by 2039.
II. Ensure the efficient and responsible use of water by improving our water management.

FINANCIAL SUSTAINABILITY

We are committed to strengthening the Company's financial sustainability by incorporating ethics and transparency into every decision, in order to deliver the value our shareholders expect.

A. Responsibility
I. Continue to develop the ESG governance structure of Copec and its subsidiaries.
II. Integrate ESG risk assessment and management into the corporate risk management model.

B. Transparency
Improve transparency by aligning international reporting standards and frameworks.

CORNERSTONES OF THE SUSTAINABILITY STRATEGY AND ITS COMMITMENTS

SOCIETY AND RELATIONSHIP WITH OUR COMMUNITIES

We are committed to contributing to society and being a good neighbor.

A. Good neighbor
Strengthen our ties with the communities around us, both locally and at the corporate level.

B. National tourism
Promote sustainable tourism in Chile, directly benefiting local communities.

C. Micro-entrepreneurship
Promote micro-entrepreneurship among our stakeholders.

D. Education, culture and sports
I. Contribute to workforce development through education.
II. Make culture more accessible to everyone.
III. Make sports more accessible to everyone.

DEVELOPMENT OF OUR PEOPLE

We are committed to building a culture of well-being that promotes respect and the comprehensive development of all individuals.

A. Culture and leadership
I. Consolidate a culture that strengthens the sense of belonging and promotes the comprehensive growth of our employees.
II. Promote the sustainable development and professionalization of our strategic partners.

B. Well-being, health and safety
Ensure safety, prevention and comprehensive wellness across all the supply chain of our employees.

C. Diversity and inclusion
Promote diverse professional development with equal opportunities.

D. Human Rights
Consolidate a human rights management system.

STAKEHOLDERS

NCG 6.1.v

Stakeholders are strategic partners in achieving our goals and have played a fundamental role in Copec's history. We seek to maintain a close and ongoing relationship with them, based on active listening and the creation of shared value under the principles of transparency, participation, inclusion, and ethics, which guide our actions and strengthen responsible management. To identify their expectations and needs in a timely manner, we have several channels and relationship-building platforms that allow us to keep them at the center of our decision-making.

STAKEHOLDER	SUBGROUPS	FORMS OF PARTICIPATION	FREQUENCY OF PARTICIPATION	HOW DO WE MEET THEIR EXPECTATIONS?
CUSTOMERS	INDIVIDUAL CUSTOMER	Service stations and stores. Llámanos hotline. "Service Break" Program. Social networks (Facebook, Twitter, Instagram and LinkedIn). "Service Cracks" program to identify improvement opportunities in customer service. Different communication platforms.	Every visit to a service station, store or every communication through our customer service/ survey channels. Weekly (chief officers and directors communicate with customers). Surveys.	Diversity in the supply of products and services, and wide coverage in the country. Improvements in customer care and service to our clients, complying with high quality standards.
	COMPANIES	Bidding processes. Direct contact with area managers. Online meetings. SIGMO Platform. Email. Digital workbook. Participation in sectorial working groups. Participation in seminars highlighting products and services.	Visits, regular meetings and contact through the area managers.	Competitive prices, high quality and safety standards. Compliance with deliveries. Services and innovations such as microfiltration, high fuel quality standards and waste management, for example. Customer relations highlighting ESG aspects in products and services.
SOCIETY	AUTHORITIES	Meetings via Lobby Platform. Participation in sectorial roundtables. Creation of value in projects. Agreements. Public-private partnerships.	Meetings coordinated through the Lobby Platform. Participation in monthly, semi-annual or annual sector roundtables. Signing of annual agreements.	Transparency of information. Value creation in projects.
	COMMUNITIES AND NEIGHBORS	Participation in committees and regular meetings. Community meetings, working groups, intersectoral roundtables, agreements, and informational sessions. Ongoing programs (Viva Leer, Copec RallyMobil, etc.) and initiatives developed by dealers. Copec Mueve tus Sueños entrepreneurship program (local) and the Copec Acelera tus Ideas grant program. Community engagement plan. Participation in trade associations with other companies to develop community projects.	Monthly, semi-annual or annual meetings. Our zonal executives and regional managers are in constant relationship and communication with the neighbors around our most relevant operations. Regular meetings.	Timely communication to the communities near our operation. Execution of shared value initiatives with an impact on the neighbors' quality of life.
SHAREHOLDERS	SHAREHOLDERS	Shareholders' Meeting. Board of Directors. Financial reporting. Participation in committees. Directors' self-evaluation. Sustainable financial tools.	Annual. Monthly. Ongoing.	Investments, profitability, corporate governance, new businesses, ethical management. Obtaining green credits and bonds.



STAKEHOLDER	SUBGROUPS	FORMS OF PARTICIPATION	FREQUENCY OF PARTICIPATION	HOW DO WE MEET THEIR EXPECTATIONS?
EXTENDED TEAM	WORKERS	Monthly meetings with grids. Collective bargaining processes. Corporate intranet Somos Copec. Monthly newsletter. Relevant communications (via e-mailing). Displays in corporate building. Instagram Somos Copec.	Daily contact by means of information provided by the Internal Communications team. Monthly meetings with grids and collective bargaining every three years. Meetings called by the CEO or chief of departments. Massive surveys (at least once a year).	Training and career development. Annual workplace climate survey.
	DEALERS	Monthly meetings and visits. Direct contact with zone chiefs Enlace App. Conectados communication channel and permanent mailing. Dealers conventions. Nex Platform. Sígueme Copec. Dealers' Annual Meeting. ACCIONA Evaluation. Somos Red Platform. Safety Coordinators. Copec Academy.	Regular meetings and visits. Permanent information through the Conectados channel. Annual meeting and awards ceremony.	High standard of quality, service and safety. Search for profitable commercial and operational opportunities. Dealer development according to the business strategy. Identification of improvement opportunities for dealers and their work team.
	SERVICE STAFF*	PITS Program. Copec Academy.	Direct contact from the PITS program and Copec Academy.	The base salary of our employees is 13% higher than the minimum wage established by law. Benefits through the PITS program. Training through Copec Academy.
	CARRIERS	Suppliers Portal. Tenders. Meetings and training. Helpline for carriers. Sustainability survey of suppliers, with focus on carriers. Giro Limpio Seal for efficient driving.	Daily contact with the Operations and Environment, and Health, Safety, and Security (HSS) teams at the plants.	Annual congress of carriers. Efficiency indicators, regulatory compliance, relationship plan. Accompaniment in the development of carriers on ESG criteria.
	SUPPLIERS	Suppliers Portal. Tenders. Meetings. Sustainability survey to suppliers.	Frequent contact according to tenders and business needs.	Timely payment. Equal bidding conditions for all. Adherence to best practices. Accompaniment and development of SME suppliers. Accompaniment in the development of suppliers in ESG criteria.
	LUBRICANT DISTRIBUTORS	Direct contact with sales representatives.	Permanent communication.	Competitive offer and high quality standards.

*The service staff are employees of the dealership

ADHERENCE TO GLOBAL PRINCIPLES

Our commitment to a sustainable future for Chile and the planet is aligned with the United Nations Sustainable Development Goals (SDGs), particularly those related to our activities, operations, and services.

As part of our Sustainability Strategy, we are particularly committed to the following **Sustainable Development Goals:**

Since 2024, we have been a member of the United Nations Global Compact, joining the world's largest network of companies committed to responsible management. This membership reinforces our commitment to continuous improvement by strengthening and ensuring accountability for the implementation of its 10 principles throughout our value chain, in fields such as human rights, labor relations, environmental protection, and anti-corruption.

In addition, we continuously assess our performance against international sustainability standards, such as S&P Global's Corporate Sustainability Assessment (CSA) and EcoVadis, using these assessments as strategic tools to improve our ESG performance and ensure our management practices align with global best practices.

At the local level, we actively participate in Acción Empresas and the World Energy Council Chile, organizations that promote continuous learning, the exchange of experiences, and the development of sustainable solutions for the industry and the country.

Among the world's best-performing companies in ESG

This year, we voluntarily participated for the first time in S&P Global's Corporate Sustainability Assessment (CSA), one of the most rigorous international benchmarks for sustainability. As a result of this initial participation, we were included in the 2026 edition of the Sustainability Yearbook, a publication that highlights the companies with the best ESG performance within their respective industries.

In this edition of the yearbook, more than 9,200 companies were evaluated globally, of which only 848 were included, spanning 59 industries. This reflects the highly selective nature of this distinction and places Copec among the world's top-performing organizations in sustainability.

This recognition validates our sustained progress in integrating sustainability as a centerpiece of our strategy and operations, and reaffirms our commitment to responsible, transparent, and long-term management in line with international standards.

03

PASSION FOR CUSTOMERS



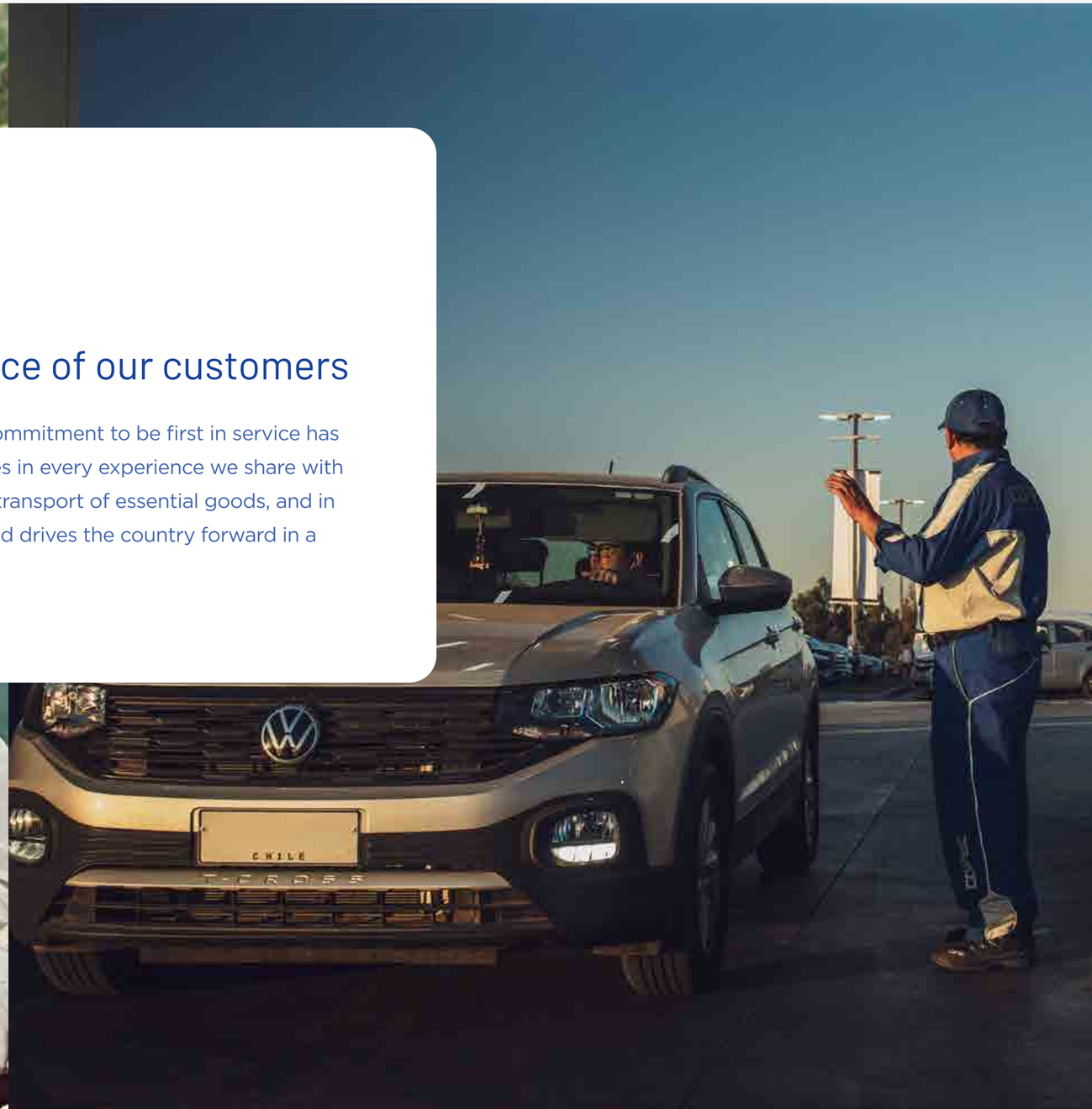

90 years at the service of our customers

Over these past 90 years, Copec's commitment to be first in service has spanned generations. Our legacy lives in every experience we share with our customers: in family trips, in the transport of essential goods, and in the mobility that connects people and drives the country forward in a sustainable way.

CHAPTER 3

Passion for customers

Customers are at the heart of all our actions and decisions; the driving force behind our growth and who we are as a company.

At Copec, we exist for and because of our customers. We meet their needs with excellent service, available 24/7, every day of the year, throughout Chile. Our commitment to service is reflected in reliable, accessible, and consistent operations. Through our traditional business of distributing and storing fuels and lubricants, we support our residential and industrial customers in their daily activities and throughout the different stages of their journey.

Today, by diversifying our portfolio of innovative solutions, we have expanded our value proposition to go beyond traditional on-the-road needs. As Copec, we are present in our customers' homes with solar energy and e-mobility solutions; we promote clean and sustainable public transportation; we support our industrial customers in their energy transition; we deliver convenience solutions that create unique moments; and we have created a digital experience to offer services more quickly and simply, always focusing on the satisfaction of those who trust us.

We strive to offer memorable experiences for our customers by understanding their needs, anticipating their expectations, and constantly adapting to deliver service and operational excellence. It is our passion for customers that has shaped our history and will continue to guide our steps with a vision for the future.

COPEC BUSINESS MODEL

FORESTRY INDUSTRY

MINING INDUSTRY

MARITIME INDUSTRY



COPEC Ecosystem

6.1.i

FUELS

CONVENIENCE

MOBILITY

ENERGY

terpel

CSI

PRONTO COPEC

Blue express COPEC

COPEC AVIATION

COPEC PAY

VIA LIMPIA

streat burger

transcom

TUK .COM

DHEMAX

COPEC FLUX

COPEC VOLTEX

AMPERE ENERGY COPEC

COPEC EMOAC

FUELS

6.1.i

NETWORK EXPANSION AND MODERNIZATION:

The year 2025 was particularly significant for the fuel business. We set a new record by building 15 new gas stations, bringing our total to 701 nationwide. This growth reflects decades of learning, investment, and adaptation, and positions our network to meet the challenges of the coming years.

With a long-term perspective in mind, the 700th facility, which also houses the 500th Pronto Copec store, represents a significant step forward in the sustainable modernization of our infrastructure, as we opened the first fuel station built entirely from wood sourced from certified forests, a renewable material that helps reduce our carbon footprint and reinforces our commitment to operating in a more environmentally responsible manner.

Our commitment to our customers is also evident in the B2B and industrial segments. We have renewed strategic contracts with major companies in the mining, aviation, and public transportation industries, as well as with government entities, thereby consolidating a coordinated and robust offering for our 66,000 industrial customers across all productive sectors, where Copec is the energy that drives the country's mobility.

THE EVOLUTION OF SERVICE STATIONS

Number of stations*

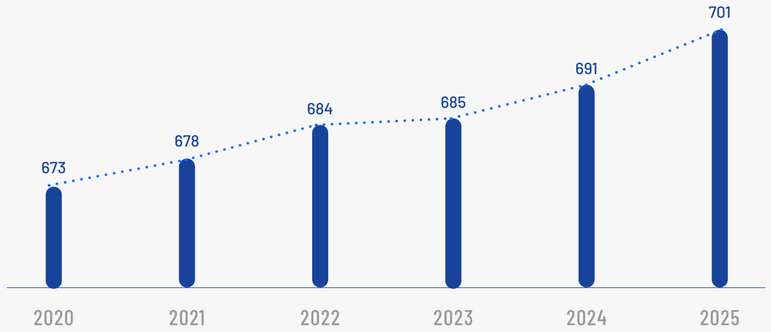

EVOLUTION OF PRONTO COPEC STORES

Number of stores *

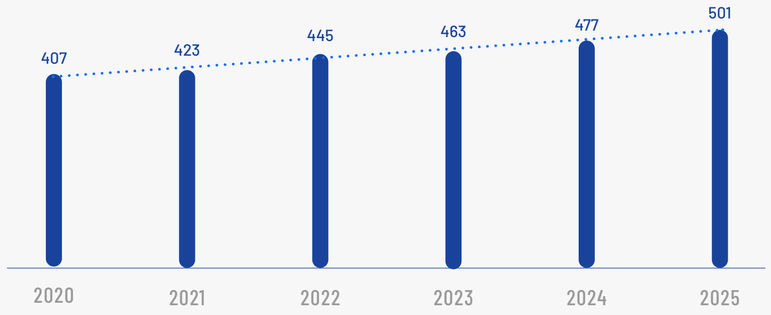

*The annual total includes both openings and closings.



ALL-TIME RECORD

15

new stations built in 2025.

WE SUPPLY

66,000

industrial customers across all sectors.

COMPREHENSIVE SERVICE OF EXCELLENCE

Our fuels and lubricants power the country's daily life. They fuel journeys across regions, daily commutes in cities, strategic industrial operations, and millions of personal stories unfolding throughout Chile. From highways and cities to the most remote areas, our network supports mobility, connects opportunities, and contributes to the country's development.

Today, Copec service stations are spaces designed to address multiple forms of mobility and meet the diverse needs of our visitors, welcoming more than one million people a day across the country. We offer a wide range of services to enhance the experience: oil changes, rest and restroom areas, car washes, bike facilities, and air filling stations. We also offer pet grooming services, recognizing that they are now part of the family for millions of people.

Starting in 2024, we added to this offering the expansion of Blue Express Copec for parcel shipping at all our service stations, and in 2025, we introduced lockers to make it easier for customers to pick up their orders. Additionally, this year we launched a tire-change service, a key step in strengthening our Mobility Care offering.

We are TOP TIERTM+ certified

The service experience goes hand in hand with product excellence. In 2025, we achieved an unprecedented milestone in the local industry by certifying the highest quality across our entire portfolio of 93, 95, 97, and ultra-diesel fuels, making us the only company with TOP TIER™+ certification from Arica to Puerto Williams, the most demanding international standard for fuels.

This standard certifies higher levels of detergency, cleanliness, and performance. In fact, the Clean Up additives used by Copec clean the engine up to 19 more times, extending the use life and optimizing vehicle performance. In this way, we are enhancing engine care and our customers' trust, consolidating a key attribute of our value proposition.

WE SERVE

+1Million

customers a day.

COPEC APP: A DIGITAL SERVICE EXPERIENCE

Our digital ecosystem is a strategic cornerstone for strengthening our relationship with our customers and driving Copec's future growth. In this context, the Copec App has consolidated its position as our primary channel for engaging with people, serving as the hub for daily interaction with our services and solutions.

In 2025, the app saw a 15% increase in customers and processed 25% more transactions than the previous year. In a single experience, it integrates digital payments, Full program benefits, e-mobility solutions with Copec Voltex, and ecosystem services such as the Copec Pay digital wallet, Blue Express Copec, and Copec Flux, offering a seamless and consistent experience across physical and digital channels.

This experience is underpinned by a robust and resilient operation. We have consolidated our leadership in multi-merchant payment processing, made progress in self-service and digital payments at gas stations, and expanded digital parking through the Copec App, enabling ticketless payment at 14 Mall Plaza locations and three Mall Marina locations.

15%

growth in the number of Copec App users.

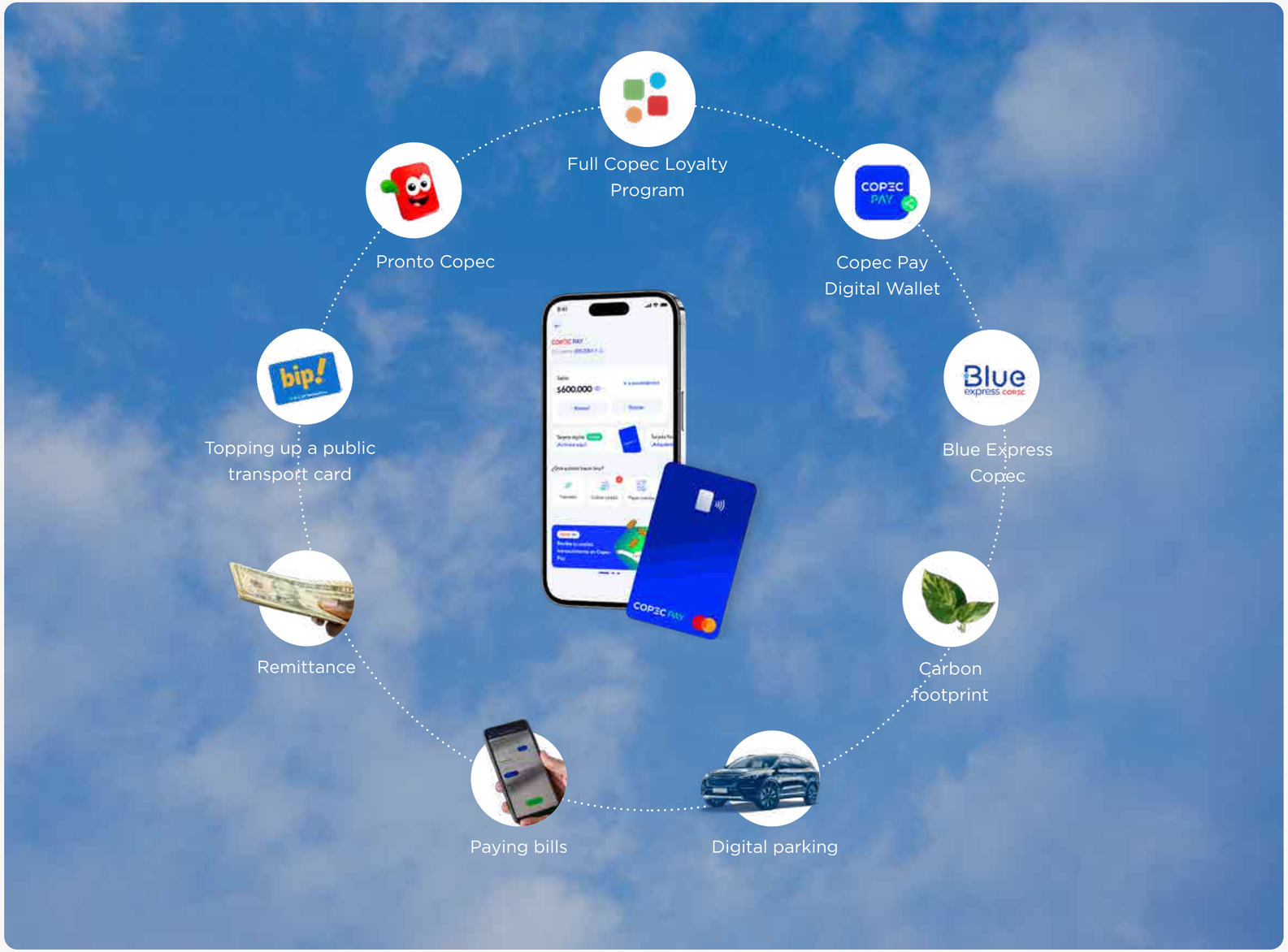

FULL COPEC LOYALTY PROGRAM

At Copec, we view customer loyalty as a way to build long-term relationships based on tangible benefits, meaningful experiences, and equal access to everyday opportunities. Full Copec embodies that commitment: a program that connects millions of people to our ecosystem of services, supporting them in their mobility, shopping, and daily lives.

In 2025, we took a decisive leap forward in scale and impact by making the benefits of Full Copec available to more than 16 million BancoEstado customers, through the integration with RutPay, the bank's digital payments app. This milestone allowed us to bring the program across Chile, including to farmers' markets, vendors, and their customers, expanding access to discounts and benefits at our gas stations and moving forward with financial and digital inclusion.

Driven by our commitment to integrating mobility in all its forms, this year we launched a partnership with SkyAirline through the SkyPlus program, connecting land and sky in the country's first integrated mobility solution. This initiative enabled us to create a seamless experience linking fuel, flights, and tourism, while also incorporating Tur.com Copec into the purchasing process and expanding the options for using and earning Full Copec benefits for our customers.

We continue to expand the program's reach through partnerships that combine financial services and urban convenience. Through an agreement with BCI, we strengthened the benefits associated with payment methods and, furthermore, took an innovative step by bringing loyalty to the heart of logistics in partnership with Blue Express Copec: we launched an unprecedented industry alliance that allows customers to earn Full points for every prepaid shipment made on app.bluex.cl, integrating a rewards system directly into the shipping process for the first time.

With more than 50,000 active users nationwide, it delivers tangible value to individuals, entrepreneurs, and businesses, leveling the logistics conditions between small and large companies, while enhancing a more digital, personalized, and customer-centric logistics experience.

New partnerships with Banco Estado, SkyAirline, and BlueExpress Copec to continue delighting our customers.

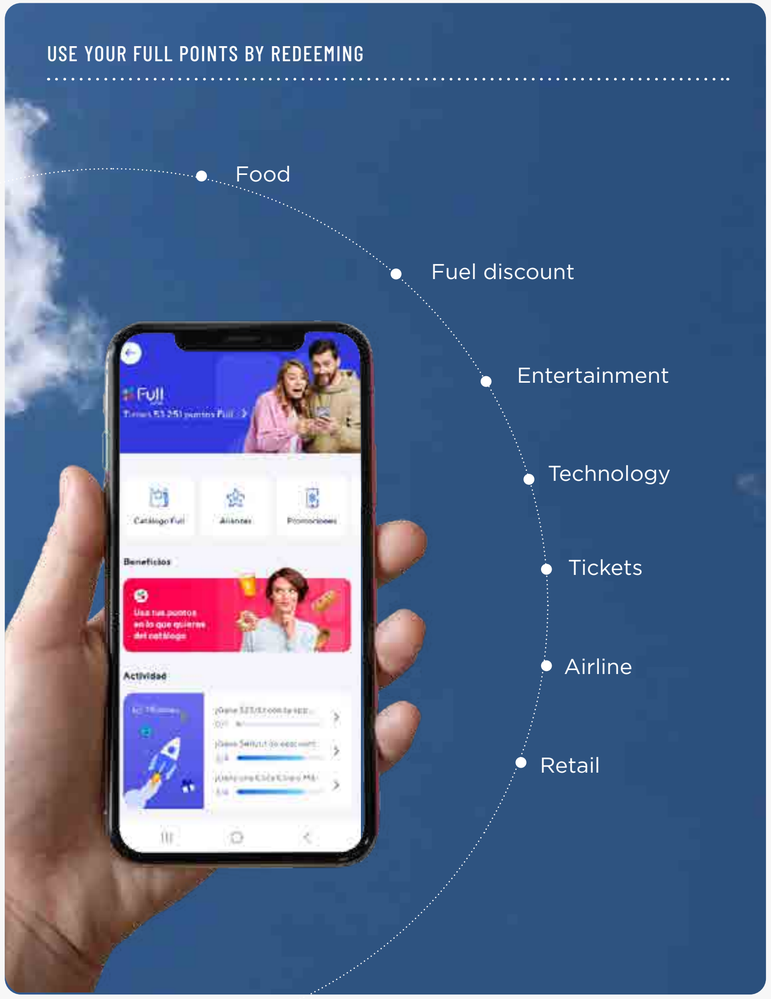

FUEL SUPPLY AND STORAGE

Fuel supply and storage are key to ensuring service continuity for our customers across the country on a daily basis. Our operations are supported by 15* facilities located throughout Chile, enabling us to respond efficiently to fluctuations in demand and ensure operational continuity.

Our supply is equally balanced between imports from abroad, primarily from the United States, and purchases from ENAP, the country's sole refiner. This operation is typically subject to fluctuations and high volatility in international markets, challenges we overcome thanks to the strength of our relationships with international suppliers, combined with high standards of operational excellence, which allow us to maintain service continuity without compromising the safety or reliability of the supply.

*Includes SIAV storage facility that supplies Arturo Merino Benítez Airport, the management of which was awarded to Copec by the Civil Aviation Authority (DGAC) in 2024.

DISTRIBUTION

Copec's logistics operations are a strategic cornerstone that guarantees the continuity of supply throughout Chile, even during periods of high demand. Our large-scale distribution network is designed to deliver fuels, lubricants, and Bluemax in accordance with the highest standards of safety, reliability, and efficiency.

In 2025, we achieved a historic record in operational safety, reducing accidents by 31% compared to the previous year. This performance is reflected in an AMMIK rate (Accidents per Million Kilometers Traveled) of 0.11, further consolidating our path toward safer transportation. At the same time, thanks to optimized order scheduling management, we improved our service level to 95% in fuels, representing a 3% increase compared to the 2024 average. This progress demonstrates that operational efficiency and safety go hand in hand in our management model.

In addition, our ground distribution network was strengthened by a fleet of 1,101 trucks operated by specialized companies. In total, we traveled nearly 96 million kilometers across the country, which is equivalent to completing the route from Arica to Cabo de Hornos a total of 22,624 times. This robust infrastructure enables us to supply high-complexity locations, such as the Arturo Merino Benítez International Airport, where fuel is delivered through an exclusive infrastructure, including the use of pipelines to ensure business continuity.

In addition, for the packaged and bulk products segment, we have separate flows that integrate land and sea transportation. The network is strategically organized through 13 Distribution Centers (DCs) and supported by 16 exclusive lubricant distributors, precisely coordinating final delivery to service stations, industrial customers, and distribution networks throughout the country. In this area, during the year we completed the opening of the new Distribution Center in Antofagasta, located in the La Negra industrial zone. This strategic facility strengthens our service capabilities in one of the country's main mining regions, enabling us to optimize response times and ensure operational continuity for our customers in northern Chile. The robustness of this infrastructure enables the national network to handle a shipment volume of over 120 million liters of lubricants.

LUBRICANT AND BLUEMAX PRODUCTION PLANTS

Our lubricants business combines local manufacturing capabilities with a specialized portfolio designed to meet the needs of both residential and industrial customers. Through a network of certified plants and processes, we develop solutions ranging from light-duty vehicles to highly complex machinery, helping to enhance equipment performance and lifespan.

At the Maipú plant, we produce Bluemax, a solution for diesel vehicles that helps reduce nitrogen oxide emissions and ensures compliance with Euro V and Euro VI standards. Meanwhile, at the Quintero Lubricants plant, we process and manufacture more than 780 SKUs of oils and greases under the MobilTM and Esso brands, in both packaged and bulk formats, under ExxonMobil's license and formulations.

On the production front, we strengthened our regional presence by acquiring a lubricants plant in Ecuador, which now enables us to have our own production in four countries. This progress is complemented by the outstanding performance of our distributor network in Peru, which underwent an exceptional expansion, bringing in new players and strengthening our presence in that market.

Thus, the fuels and lubricants business continues to evolve, combining scale, quality, proximity, and innovation, and delivering tangible value to people, companies, and industries. A business that transforms itself, without losing its essence, to remain an active part of daily life and the country's development.

We relaunched the Esso Lubricants brand

One of the most significant milestones of the year was reintroducing the Esso Lubricants brand as part of a dual-brand strategy. We are the first country in the world chosen by ExxonMobil to revive this brand in partnership with Copec. This relaunch expands our product offering, strengthens our competitive position, and reflects confidence in our industrial and commercial capabilities.

NEW CONVENIENCE AND RETAIL

6.1.i

RETAIL PORTFOLIO IN 2025

Pronto Copec	TiendaCopec.cl	Juan Valdez	Streat Burger	Sbarro	Blue Express Copec	Copec Pay	Tur.com Copec
				MASTER FRANCHISE			
501 STORES in the city and highways.	**OVER 3,000** products available online.	**28 STORES** New subsidiary since 2026.	**21 STORES** plus delivery apps.	**10 STORES** plus delivery apps.	**3,100 BLUE LOCATIONS** for shipments.	**OVER 1.1 MILLION** registered customers.	**1,200 EXPERIENCES** available for online booking.

On every trip, every journey, and every stop to recharge or enjoy a family meal before continuing the route, our Company has accompanied the mobility of millions of people in Chile for decades. This constant presence, both on the road and in the city, reflects our understanding of convenience: being where and when people need us.

This journey began in 1965 with the country's first Rutacentros, which introduced convenience stores along major highways. Six decades later, this model has evolved alongside Pronto Copec, with a total of 501 locations in Chile, offering solutions that meet the diverse needs of our customers, consolidating our position as the preferred choice for millions of people, and expanding through the standalone format, which offers convenience beyond our network of gas stations.

Today, we operate the country's largest on-the-go food network, designed to deliver fast, high-quality experiences with a passion for service and people. We have developed a high-value multi-brand ecosystem that includes Pronto Copec, Streat Burger, Sbarro, and -starting in February 2026- Juan Valdez, expanding consumption opportunities and enriching our customers' experience. The synergy between our brands and our sustained growth, both within and outside the network, reflects our commitment to delivering a complementary offering that adapts to increasingly demanding consumers, raising the standards of the national industry.

As our customers' needs have evolved, we have also expanded the concept of convenience into new areas. As a result, we are now active in last-mile logistics through Blue Express Copec, in financial inclusion through Copec Pay, and in providing access to tourism experiences through Tur.com Copec.

In addition, our e-commerce platform, Tiendacopec.cl, serves customers throughout Chile with home delivery and click-and-collect options at all our service stations. This has become a key channel for reaching an increasing number of customers with Copec's high-quality products at the best prices on the market.

LEADING THE ON-THE-GO FOOD INDUSTRY

On every route across the country, our stores have become key meeting points and rest stops for thousands of families. We have consolidated an on-the-go food concept that transforms these moments into agile and memorable experiences, combining operational excellence, consistent quality, and innovation in products and services for those on the go. In addition, Arco Alimentos, a subsidiary of Arcoprime (which operates the Pronto Copec stores), develops and distributes packaged foods, operating its new plant designed under high industrial standards, thereby strengthening our offerings in key categories such as baked goods and takeout food throughout the country.

In 2025, Pronto Copec continued its growth by opening 16 new stores at gas stations and 13 standalone stores, reaffirming its ability to operate both at highway locations and in urban areas with high foot traffic, ending the year with 44 stores in this format compared to 31 the previous year.

Over the past decade, we have strengthened our premium foodservice offering by adding brands recognized for their quality and popularity among consumers. Through the Sbarro master franchise, the 2024 acquisition of Streat Burger, and, starting in 2025, by signing an agreement to acquire 70% of Procafecol Chile, the company that operates the Juan Valdez brand in the country, we have strengthened an offering that now integrates New York-style pizzas, high-quality burgers, and specialty coffee into a single convenient ecosystem.

Following its arrival in Chile, we accelerated the rollout of Sbarro, confirming its potential for nationwide expansion. The brand ended the year with 10 stores in operation, having opened seven locations in 2025. The strategy implemented was a hybrid approach: we opened four locations inside Pronto Copec stores and three standalone stores in high-traffic shopping centers.

Streat Burger also achieved significant growth. Since joining Copec in 2024, we have expanded its presence across different regions. In 2025 alone, the chain nearly doubled in size, reaching a total of 21 locations nationwide, including two standalone locations in the Metropolitan Region, six additional locations within Copec service stations, and two Streat Ice Cream kiosks.

All of these brands are also available through the Copec app and the Full Copec loyalty program, thereby strengthening the Copec ecosystem.

Juan Valdez joins the convenience portfolio with its premium Colombian coffee. We signed the agreement in 2025, and the acquisition was completed in 2026.

TRANSFORMING LAST-MILE LOGISTICS

Convenience is also reflected in solutions that respond to new consumption patterns, integrating logistics into a coherent proposal that connects regions and brings opportunities to communities throughout Chile. In 2025, through Blue Express Copec, we announced an investment that kick-starts a Master Plan aimed at consolidating the most modern, automated, and efficient last-mile logistics operation in Latin America.

With this drive, we are building a network that reaches every corner of the country, fostering the growth of microentrepreneurs, SMEs, and retailers who see reliable logistics as a key partner in growing their businesses.

One of the key milestones was the launch of the package self-check-in feature on the Copec app in August 2025. This solution allows users to scan the label using the app and drop off the package directly in a drop box, completing the process in seconds.

At the same time, we are moving forward with the expansion of our smart locker network, deploying it nationwide from Arica to Punta Arenas. By the end of the year, we had 300 lockers installed, and the service achieved an NPS of over 90%, reflecting a highly valued user experience and reinforcing 24/7 convenience. Additionally, in October 2025, we took a new step by launching, together with Metro de Santiago and startup Kubi, the first network of smart lockers at 22 Metro stations. This solution integrates last-mile logistics into people's daily commutes, facilitating secure, self-service, and efficient pickups in high-traffic areas.

Finally, we have launched a strategic partnership with Reversso and Uber Direct to implement an on-demand returns model, initially operating in Santiago and 25 cities from Arica to Punta Arenas. This solution streamlines the post-sale process and enhances a more agile and accessible experience for consumers, retailers, and SMEs, with plans for regional expansion.

300

smart lockers installed in 2025.

BLUE EXPRESS COPEC

- First mile
- B2B Supply
- Fulfillment
- Customs clearance
- App Copec and web
- Checkout tools
- Returns
- Flexible delivery
- Drop-off points
- Outside the home
- On the same day
- On the next day
- Network of distribution centers

WE LAUNCHED OUR TOURISM OFFER TUR.COM COPEC

In 2025, we took a strategic step forward with the launch of Tur.com Copec, the regional evolution of Chiletur Copec, designed as a digital platform for travel experiences that connects travelers with local operators in Latin America. After surpassing one million tourism experiences booked in Chile, we scaled the model regionally with a presence in 12 countries, leveraging strategic partnerships such as Terpel in Colombia and Latitur in Argentina. Today, Tur.com Copec brings together more than 450 tour operators and offers over 1,200 experiences available for booking.

In 2025, we developed this international marketplace, which allows operators to list and manage their offerings, while travelers purchase experiences in their preferred currency, using cross-border payment methods, automatic currency conversion, and quality control tools.

On the operational front, Tur.com Copec consolidated the integration of more than 450 operators in Chile, with a presence in over 70 destinations, 40% of which recorded active sales. The operation achieved an average rating of 4.5 stars out of 5 in user reviews and an operator-attributable cancellation rate of just 0.8%, reflecting high standards of quality and reliability.

We also strengthened the platform's role in high-value tourist destinations through exclusive partnerships for ticket sales at Parques Cordillera and Rapa Nui, as well as the renewal of national park contracts. As a 2025 milestone, and in line with our commitment to ensuring connectivity and technological operations in areas with limited infrastructure, we implemented connectivity to ensure the continuous operation of systems and provide internet access for visitors and staff.

With Tur.com Copec, we are moving forward in consolidating our position as a multi-service platform that supports people throughout their travel experience from a comprehensive perspective, combining digitalization, the formalization of the tourism ecosystem, local development, and a user experience that is simple, secure, and aligned with new ways of traveling in the region.

We launched Tur.com Copec, a regional marketplace with presence in 12 Latin American countries.

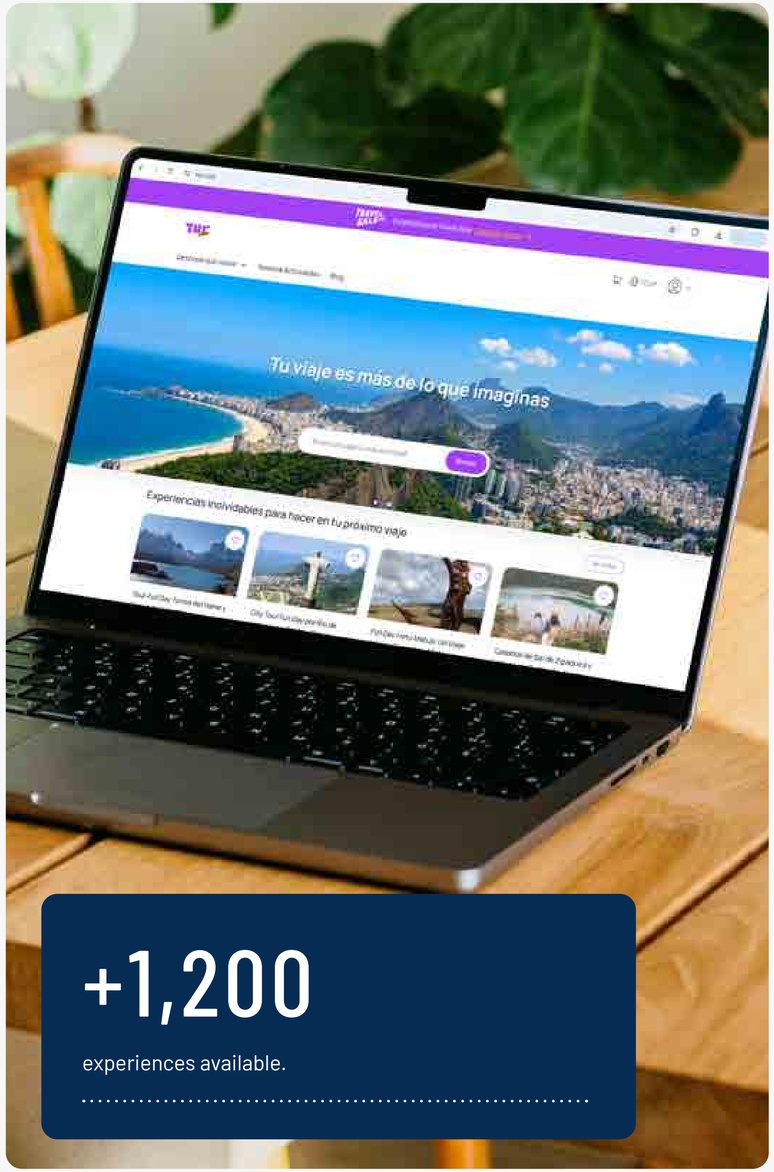

Connecting tourism, energy, and logistics in Rapa Nui

Our official arrival in Rapa Nui in 2025 stems from our commitment to providing comprehensive solutions that address the needs of the region. Through a strategic alliance between Tur.com Copec, Copec Flux, and Blue Express Copec, we have designed an updated management model for the national park. This joint effort not only ensures safe and sustainable access for tourism but also empowers local autonomy in the protection of its invaluable natural and cultural heritage.

During the year, the Ma'u Henua community selected Tur.com Copec as the official channel for ticket sales to Rapa Nui National Park, which covers more than 40% of the island and protects nearly 900 moai and over 25,000 archaeological sites. In this way, we combine digital channels with on-site self-service kiosks, enabling more efficient, secure, and traceable access management, and strengthening the operational control of the park's administrative community.

In addition, clean energy and connectivity infrastructure was implemented through the installation of Copec Flux solar panels and Ampere storage systems at the park's main entrances. This solution ensures a stable and sustainable energy supply, while also providing real-time data on visitor capacity and flow for improved management.

Finally, the operation of Blue Express Copec on the island, active since 2024 and reinforced during this period, helped strengthen Rapa Nui's logistical connectivity with the mainland, facilitating the delivery and pickup of packages and expanding opportunities for local development.

NEW ENERGIES

C1-1, C7-3, 6.1.i

COMPREHENSIVE SOLUTIONS FOR OUR CUSTOMERS' ENERGY CHALLENGES

At Copec, we support our customers' energy transition through a comprehensive approach that creates value for them, deploying energy solutions that combine renewable energy supply, smart management, storage, infrastructure, and technology, and that are tailored to the unique needs of individuals and businesses.

Thanks to Copec Flux, Copec EMOAC, Copec Voltex, and Ampere Energy, our ecosystem delivers comprehensive energy solutions with technical rigor, a long-term vision, and a firm commitment to the sustainable development of our clients and the country.

- Copec Flux develops and operates renewable energy solutions through the design and implementation of solar power generation projects, storage systems, and air conditioning systems tailored to residential, real estate, and industrial customers. Starting in 2026, it also operates Granja Solar, a large-scale solar power generation facility.
- Copec EMOAC drives its customers' energy transition through a 100% renewable electricity supply, along with comprehensive solutions that include energy digitalization, energy efficiency and sustainability management, and the development of tailor-made electrical projects and solutions.
- Copec Voltex develops and operates public and private charging infrastructure for electric vehicles, along with maintenance and software services, targeting residential, commercial, and industrial customers in industries such as transportation, mining, retail, and tourism.
- Ampere Energy develops smart energy management solutions based on batteries and storage systems, enabling high levels of energy autonomy and independence. This subsidiary operates in Europe, and in Chile its solutions are marketed as part of Copec Flux's services.

COMMERCIAL AND INDUSTRIAL (C&I) SOLUTIONS

Through our range of energy solutions for commercial and industrial customers, we support the country's economic development and its transition toward a cleaner and more resilient energy matrix. We integrate energy management and efficiency, charging infrastructure for electric vehicles, storage systems, air conditioning solutions, solar panels, and renewable energy supply, providing companies with the capabilities needed to optimize their operations, reduce emissions, and strengthen their long-term competitiveness.

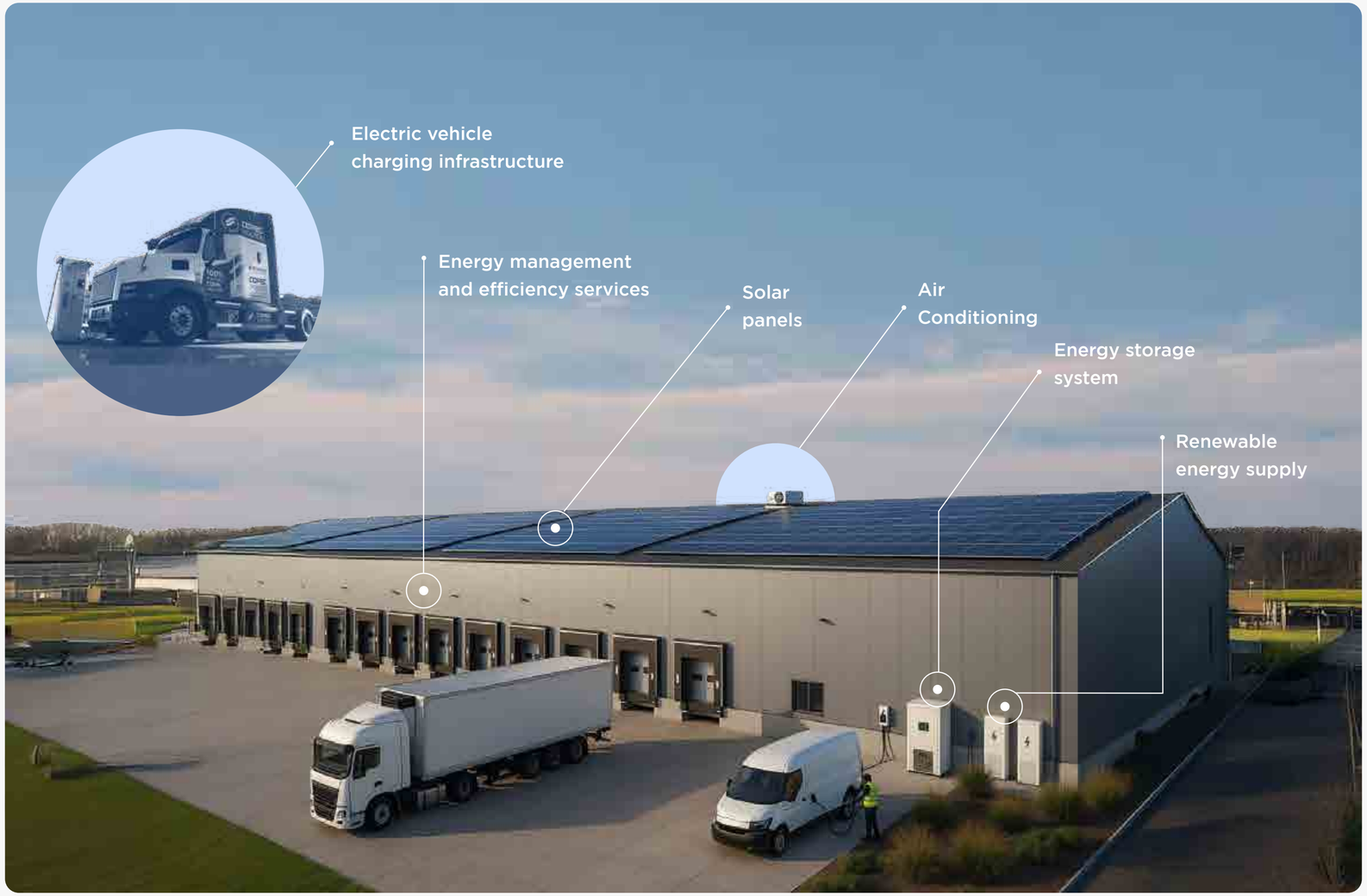

RESIDENTIAL SOLUTIONS

We are present in Chilean homes, driving the energy transition with a comprehensive offering that meet our customers' current and future needs. We integrate storage systems, electric vehicle chargers, smart home solutions, heat pumps, and solar panels, bringing cleaner, more efficient, and autonomous energy to every home.

MILESTONES IN NEW ENERGIES

In 2025, through Copec EMOAC, we significantly strengthened our presence in the renewable energy market for unregulated customers, consolidating our position as the third-largest supplier within the electricity distribution concession areas, where we also lead in the number of contracts supplied in this segment. In operational terms, the period ended with contracts signed for more than 2.2 TWh/year.

These developments are reflected in the rapid growth of our customer base: we have become the second-largest provider in terms of the number of customers served in the renewable energy segment and have tripled our energy sales compared to 2024, driven by new supply contracts with high-consumption customers and nationwide presence. We accompany organizations across multiple sectors, including retail, agribusiness, food, telecommunications, mining, salmon farming, and services, with nationwide agreements and operations, including companies such as Walmart, Arqueros, Ariztía, PF, Telefónica, Komatsu, Claro, Suralis, Espacio Urbano, Mowi, Sonda, Luchetti, Pontificia Universidad Católica de Chile, Cristalerías Toro, and Subsole, among others.

Furthermore, we are firmly committed to developing our power generation projects through Copec Flux, starting the operation of 21 small-scale distributed generation facilities (PMGD for its acronym in Spanish) by December 2025, which together have a total capacity of 145 MWp, and incorporating Granja Solar, which will become part of this subsidiary starting in 2026. We are also expanding our offerings by entering the air conditioning and energy efficiency market through the acquisition of Termofrío, thereby strengthening a comprehensive portfolio that combines solar power generation with solutions designed to optimize energy consumption in air conditioning applications.

As for our offerings for residential customers, this year we set a record for residential solar projects through Copec Flux, with more than 900 projects completed, consolidating significant growth compared to the previous year.

In addition, we are making progress in scaling up the Ampere platform through the integration and acquisition of Bikote Solar in Spain, thereby strengthening its capabilities and presence in the development of solar energy solutions.

In this vein, 2025 saw the consolidation of our portfolio of energy solutions, strengthening our capabilities in energy sales, energy efficiency and charging systems, batteries, and analytics.

Copec EMOAC tripled its renewable energy sales.

21 PMGD

in operations by the end of 2025 with Copec Flux.

+900

residential projects completed by Copec Flux.

Advanced measurement and monitoring: Efficiency, traceability and multi-service control

Sustainability is also managed through data. By 2025, we reached more than 10,000 digital measuring points implemented and operational, deployed at strategic clients such as Mall Plaza, Banco Santander, and Mowi, among others.

This deployment enhances consumption monitoring, traceability, and efficient multi-service billing, enabling analytics to support energy efficiency and cost-reduction decisions. The scope is nationwide and covers the entire lifecycle: engineering, installation, integration, operation, and maintenance.

Granja Solar, BESS platform, and system resilience

Our Granja Solar photovoltaic plant, located in the Tarapacá Region, has surpassed 60% completion of its BESS, a project developed in partnership with Transelec. The farm, which has a renewable energy generation capacity of 123 MWp, will add, through this battery system, a storage capacity of 420 MWh and an injection power of 105 MW. This innovation will optimize the use of available solar energy in the north of the country and mitigate curtailments associated with transmission constraints.

In addition, in 2025 we participated in the inauguration of Desert BESS, located on the grounds of the Sol del Desierto solar farm in the Antofagasta Region. Copec EMOAC will be responsible for marketing this energy over the next 15 years. This battery energy storage system, developed by Atlas Renewable Energy, is the largest in Latin America, with an installed capacity of 200 MW and 800 MWh of storage, and is a pioneer in large-scale operation under a stand-alone scheme.

This type of infrastructure is key to accelerating the integration of renewable energy, providing flexibility to the power grid, and strengthening the reliability of the power supply.

Copec EMOAC will operate Latin America’s largest energy storage system, Desert BESS, developed by Atlas Renewable Energy, for the next 15 years.

Solar energy and partnership with Tesla: cutting-edge technology for medium- and large-scale projects

In 2025, we took a decisive step toward scaling up storage technologies through a strategic partnership between Copec Flux and Tesla, aimed at incorporating Tesla's Megapack technology into medium- and large-scale BESS projects in Chile. This collaboration includes two key milestones:

- Certification as Tesla's first "Certified Service Partner" in Chile, strengthening our technical and operational capabilities for the implementation and maintenance of world-class BESS solutions.
- Installation of Megapack batteries at the Cousiño hybrid solar project, integrating renewable generation and storage for more flexible and efficient operation.

With this, we reinforce our capacity to deliver cutting-edge energy solutions, with a focus on continuity, optimization, and scalability.

Copec Flux is Tesla's first "Certified Service Partner" in the country.

Innovation applied to industry: Efficiency, hybrid solutions, and pilot projects

This year, we promoted solutions tailored to energy-intensive sectors with demanding operational requirements. In industries such as mining, transportation, and logistics, we are implementing hybrid solutions and technologies that enable us to support our customers in their energy transition.

- **Innovation in the aquaculture sector**

  We developed energy solutions for the electrification of salmon farming pontoons—barges that operate off-grid and traditionally rely on diesel powered generation. We implemented pilot projects for off-grid hybrid systems that integrate solar power generation, batteries, and diesel backup, thereby reducing fossil fuel consumption in operations located in offshore cages.

- **San Gerónimo Mine: Transforming the energy matrix in mining**

  The energy transition in the mining industry requires tailored solutions that ensure operational continuity and reduce emissions. In this context, one of the key milestones of 2025 was the electrification of the San Gerónimo mine, an operation that had previously relied on diesel-powered generation.

  Through Copec EMOAC, we developed a customized solution that included the construction of a dedicated power line to supply the site, enabling the replacement of the diesel generators inside the mine. This infrastructure, in addition to the power supply, ensured operational continuity and a more efficient, stable supply that aligns with the sector's decarbonization goals.

  As a result, the operation managed to reduce its Scope 1 carbon footprint by approximately 25%, representing a significant step forward in the transition to a cleaner energy model.

- **Large-scale solar parking lots in Carozzi**

  Through Copec Flux, in 2025 we inaugurated Chile's largest solar parking project, developed in partnership with Empresas Carozzi, featuring 5,000 solar panels installed across an area of nearly 13,000 m^2. This milestone demonstrates how we integrate renewable energy generation directly into productive spaces, combining energy efficiency, innovation, and operational proximity to our customers.

NEW MOBILITY

C7-3, 6.1.i

We are transforming the way we move, driving a new era of mobility that evolves through comprehensive solutions designed to accompany people, cities, and transportation systems in their transition toward a more sustainable, efficient, and accessible mobility.

New mobility is already part of everyday life for people, cities, and economic systems. At Copec, through Copec Voltex and Dhemax, we are driving this transformation with a comprehensive approach that combines infrastructure, clean energy, technology, and services to enable more efficient, quiet, and accessible mobility. In 2025, this commitment resulted in tangible achievements that marked a turning point in the development of electromobility in Chile.

COPEC VOLTEX

Promotes electromobility in transportation systems by developing and operating charging infrastructure for electric vehicles, supporting the energy transition of light-duty, public, and freight fleets.

DHEMAX

Develops technological solutions for electromobility in transportation systems, focusing on fleet energy management, charging infrastructure, and smart monitoring of operations.

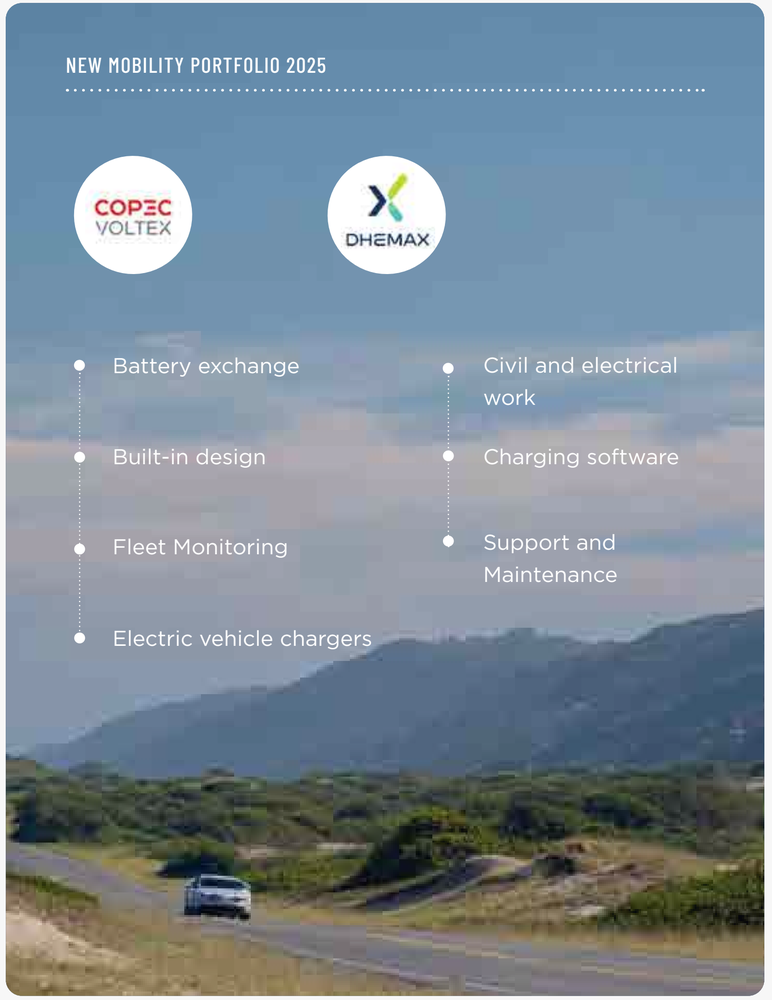

MILESTONES IN NEW MOBILITY

First 100% electric service station

As part of our 90th anniversary celebrations, we opened the country's first 100% electric service station in the municipality of Vitacura, Metropolitan Region, located next to the Costanera Norte highway. This milestone was a turning point, as it completely transformed a traditional gas station by replacing fuel pumps with electric charging infrastructure capable of serving up to six vehicles simultaneously.

The station features sustainable design, wooden architecture, direct access to the Pronto Copec store, and a battery-swapping station for electric motorcycles, enhancing the charging experience for a wide range of users and setting a new standard of service for the network.

Sustainable public transportation at regional scale

By the end of 2025, through Copec Voltex, we reached a network of 30 operational electro-terminals nationwide, supplying more than 1,800 electric buses, and consolidating a platform capable of scaling up to support new tenders and fleet renewal processes.

In 2025, we made significant progress in the electrification of public transportation, driving projects that are redefining urban and regional mobility. We opened the Terrapuerto electro-terminal in Copiapó, making the city the first in America with a 100% electric public transportation system. This infrastructure features 52 charging stations, which power 121 standard RED electric buses, substantially improving service quality, reducing emissions and urban noise, and raising standards of comfort, accessibility, and safety.

In the Biobío Region, we inaugurated the first RED-certified electro-terminal in Penco for the Greater Concepción area, capable of charging 16 state-of-the-art electric buses using eight high-power chargers and a smart management system powered by 100% renewable energy. For the first time in Chile, this project incorporated retractable overhead chargers, enhancing safety and operational efficiency and improving the public transportation experience in the city.

Likewise, during this period we made progress in expanding the electric public transportation infrastructure in the Metropolitan Region, being awarded the construction and operation of five new electric terminals, which integrate infrastructure, management software, and power supply. In this context, we opened the Gabriela electro-terminal in the municipality of Puente Alto, the first of a total of 22 new locations that will begin operating in the region, setting a new standard for the operation of electric public transportation in Santiago.

30

electro-terminals operated by Copec Voltex by the end of 2025.

More than 4,000 charging stations and nationwide fast-charging coverage

Electric mobility requires a reliable and widely available infrastructure across the country. In 2025, we surpassed 4,000 electric charging points nationwide thanks to Copec Voltex, consolidating the most extensive network in the country. In the year of our 90th anniversary, we also reached more than 90 service stations equipped with fast-charging service.

High-power hubs for travel and fleets

In 2025, we strengthened intercity corridors with high-power charging hubs. As part of our commitment to promoting electromobility in Chile, Copec Voltex has implemented a new standard for electric vehicle charging infrastructure on highways.

Today, 50% of our charging stations feature ultra-fast charging infrastructure, with power outputs ranging from 120 to 500 kW, the highest available in Chile. This charging equipment enables recharging in about 20 minutes, with multiple connectors per station to serve several vehicles simultaneously, substantially improving the travel experience.

Additionally, in partnership with Tucar, a company specializing in vehicle leasing for app drivers, we opened the second largest electric charging hub in Latin America, featuring 106 state-of-the-art chargers. This project represents a significant leap forward in serving high-volume fleets, strengthening the network's availability and operational capacity.



+90

service stations with fast-charging infrastructure.

COMPREHENSIVE ENERGY AND ELECTROMOBILITY SOLUTION FOR WALMART CHILE

In 2025, we strengthened our strategic partnership with Walmart Chile, moving from specific initiatives toward a comprehensive offering of energy and electromobility solutions. Through the joint efforts of Copec EMOAC, Copec Voltex, and Copec Flux, we coordinated capabilities in renewable energy supply, energy efficiency, and electric charging infrastructure, supporting the transformation of the retail industry and its logistics chain toward cleaner and more efficient operations.

This collaborative effort has been underway for several years. Since 2019, together with Copec Flux, we are promoting the implementation of solar solutions, and in 2023 we moved forward with energy efficiency initiatives—such as the incorporation of high-efficiency smart motors in 86 stores—which today help reduce energy consumption and avoid emissions. In 2025, this progressive development consolidated into a broader initiative, adding new smart monitoring capabilities and efficient climate control projects to continue modernizing Walmart's operations.

At the same time, we took a decisive step forward in electromobility for logistics: together with Sotraser, Andes Motor, and Walmart Chile, we opened the largest charging hub and fleet of electric trucks in South America. The project involved an investment of US$11 million and the addition of 50 fully electric tractor-trailers, with a capacity of up to 45 tonnes and autonomy of 250 kilometers. The charging infrastructure, developed by Copec Voltex, has a capacity of 1,200 kW and operates on clean energy, demonstrating that it is possible to electrify heavy-duty freight transport in sectors that are difficult to decarbonize.

To complement this transformation, through Copec EMOAC we signed an agreement to supply nearly 80% of Walmart Chile's domestic operations with 100% renewable energy, under a contract starting in March 2026. This supply includes more than 500 GWh per year from solar and wind sources and storage systems, and incorporates advanced energy efficiency solutions. Collectively, the project is expected to reduce CO^2e emissions by more than 100,000 tonnes per year, strengthening a partnership that combines energy, technology, and electro-mobility to accelerate the country's energy transition.

Terpel leads the Colombian market and also has presence in Ecuador, Panama, Dominican Republic, and Peru.

OUR VALUE PROPOSITION FOR LATIN AMERICAN CUSTOMERS

The acquisition of Terpel in 2010 was a major milestone in Copec's history and the beginning of our international expansion. This strategic decision allowed us to evolve from a local player into a regional benchmark, consolidating a continental platform in fuels, lubricants, and convenience. Through Terpel, we replicated and strengthened a customer-centric service model, which allowed us to confirm its leadership in the Colombian market and laid the groundwork for subsequent regional expansion, including the integration of ExxonMobil's operations in the region.

Today, Terpel serves as our primary regional arm in Latin America, operating a large-scale platform that extends our presence and capabilities beyond Chile. With operations in Colombia, Ecuador, Panama, Dominican Republic, and Peru, Terpel has a regional network of more than 2,300 service stations, 629 convenience stores in different formats, and 32 supply plants in Colombia, enabling it to ensure operational continuity, logistical efficiency, and proximity to customers and communities in the different markets where it operates.

In the aviation segment, Terpel leads the Colombian market, with operations at 20 airports, and maintains a significant international presence, operating at five airports in Dominican Republic, three in Panama, and at Peru's main airport. This positioning strengthens our regional capacity to serve a strategic industry, combining high operational standards, supply security, and a specialized offering for commercial and private aviation.

Terpel's platform is complemented by its role as an authorized distributor of Mobil™ lubricants in Colombia, Ecuador, and Peru, reinforcing a comprehensive offering that includes fuels, lubricants, and mobility-related services. This diversification allows us to respond to different customer segments and production needs, integrating energy solutions with a long-term perspective.

From a strategic perspective, the energy transition is a shared principle that guides the development of our regional operations. Through Terpel, we are making progress in energy diversification and initiatives aimed at reducing emissions, viewing these challenges as an opportunity to evolve our business model and contribute to more sustainable mobility in Latin America.

This approach has been internationally recognized, positioning Terpel as the only fuel distribution company in Colombia included in the S&P Sustainability Yearbook. At the same time, its role as a partner in development is reflected in the strengthening of local talent and in the social and educational programs run by Terpel Foundation, which for over 20 years has contributed to the well-being of communities and benefited nearly two million people, consolidating a regional initiative aligned with our long-term purpose and vision.

+2,300

Terpel service stations in the region.

INNOVATING FOR OUR CUSTOMERS

NCG 519 3.1.iv; C6-1

Through Copec Wind, our innovation hub with offices in Chile and the United States (San Francisco), we drive business diversification and explore new opportunities that arise from our customers' needs and anticipate future challenges. This enables Copec to connect with technology ecosystems, startups, and emerging models to transform these opportunities into tangible solutions that enhance people's experiences and strengthen our value proposition in Chile and around the world.

In this context, San Francisco-based Copec Wind Ventures identifies investment opportunities in high-potential startups; meanwhile, Copec Wind Garage, based in Santiago, incubates and scales innovative solutions; and, from the same city, the Development and Research division assesses and integrates these initiatives into the Company, supported by a technological and operational transformation that enables scaling with safety, efficiency, and a long-term vision.

This innovation ecosystem has positioned us as a regional benchmark. Through Copec Wind Ventures, and for the second consecutive year, we were acknowledged as the best Corporate Venture Capital (CVC) firm in Chile and Latin America, reflecting our ability to turn innovation into real solutions, open new lines of business, and generate sustainable value for our customers and the Copec ecosystem.

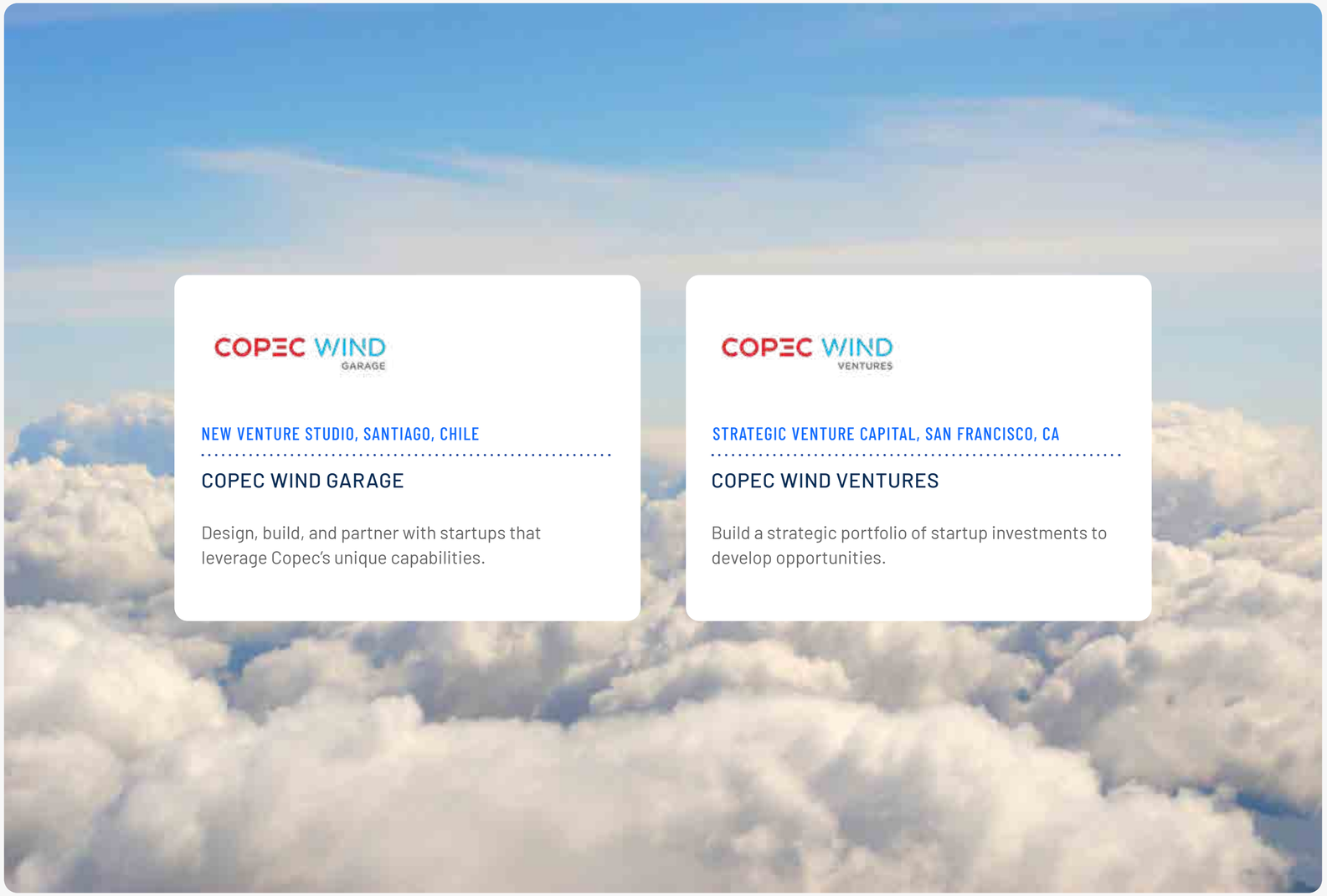

RESEARCH, INNOVATION, AND DEVELOPMENT

C11-1

Ensuring the sustainability of our business in an ever-changing global scenario requires allocating resources to the development of cutting-edge solutions designed to optimize our operations and lead the transition to new energy sources. This investment is the driving force that enables us to transform complex challenges into specific opportunities for growth and efficiency for the Company. Notably, during the period, the CVC invested over $12.9 billion in startups across the globe.

Likewise, in 2025 we took a significant step forward in our technological development by filing a new patent and a new utility model with INAPI, Chile's National Institute of Industrial Property, demonstrating our ability to generate our own solutions from our operations.

In the latter case, this innovation involves a screen protector that prevents damage from UV radiation, designed to protect the touchscreens used in our network; and, in the case of the patent, it involves a charging station for electric buses designed to optimize space utilization at electro-terminals, contributing to the deployment of infrastructure for electromobility.

Both innovations are currently registered and demonstrate our commitment to transforming innovation into tangible improvements for the efficiency, safety, and sustainability of our operations.

R&D&I INVESTMENT BY CATEGORY (IN MILLIONS)	2025
In the development of low-carbon products or services	$219.6
To mitigate water-related risks	$192.8
To reduce or prevent the impacts of pollution, waste, or resource use	$3.5
Development of new technologies/software	$190.5
New product development	$1.1
CVC investments	$12,953.6
Total	**$13,561.1**



CUSTOMER SATISFACTION

C4-1

Customer satisfaction is the primary indicator of the quality of our management and the most direct reflection of how our decisions impact people's daily experiences. At Copec, we systematically measure and manage this experience using satisfaction measurement tools —including the Net Promoter Score (NPS)— which allow us to identify opportunities for improvement and strengthen a relationship based on trust and closeness.

For our individual customers (B2C), we achieved a 79% satisfaction rate this year. As for our industrial customers, we achieved an 85% satisfaction rate in the fuel business and 77% in lubricants this year. These results reflect our teams' commitment to service quality, operational continuity, and closeness to our B2B customers.

Customer Satisfaction

B2C	
Fuel Service	79%
B2B	
Fuel Service	85%
Lubricants Service	77%

In 2025, we continued to work toward providing memorable experiences for our customers through ongoing training for our service station staff. With this goal in mind, Copec Academy offers specialized courses focused on skills that enhance service and sales.

Also, during this period, we strengthened our customer contact and support channels. The Contact Center and digital channels played a key role in customer engagement. Push notifications increased by 300%, becoming the most effective channel for interaction, resolving customer requests, and driving conversions, allowing us to be present in a timely and relevant way in people's daily lives.

Artificial intelligence has become a key enabler for improving customer experience and operational efficiency. As a result, we have integrated AI solutions into our WhatsApp customer service channel for our B2C clients, achieving high levels of satisfaction and adoption. These tools have enabled us to speed up response times, improve the consistency of information, and support real-time operational decision-making.

04

DEVELOPMENT OF OUR PEOPLE

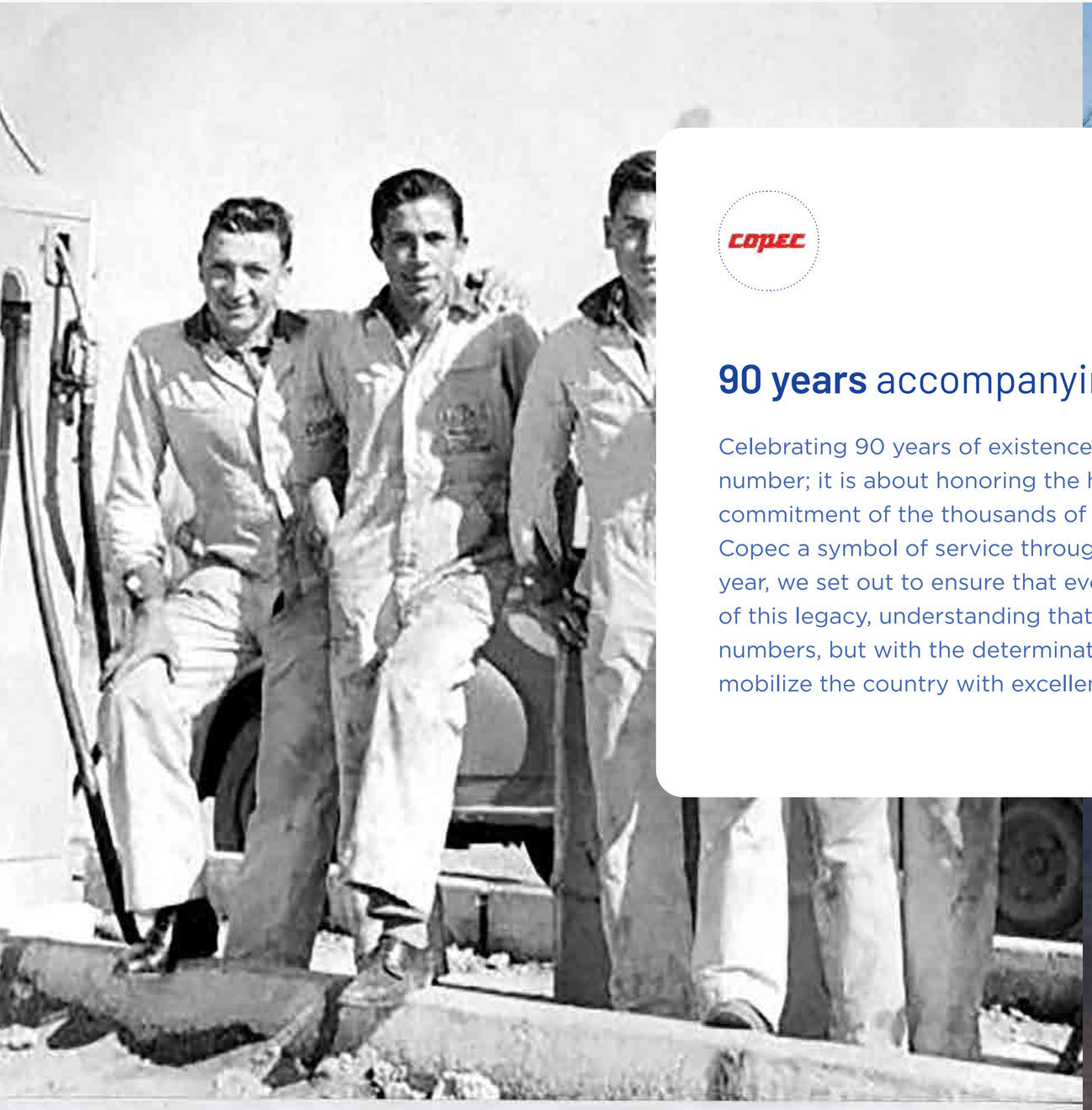

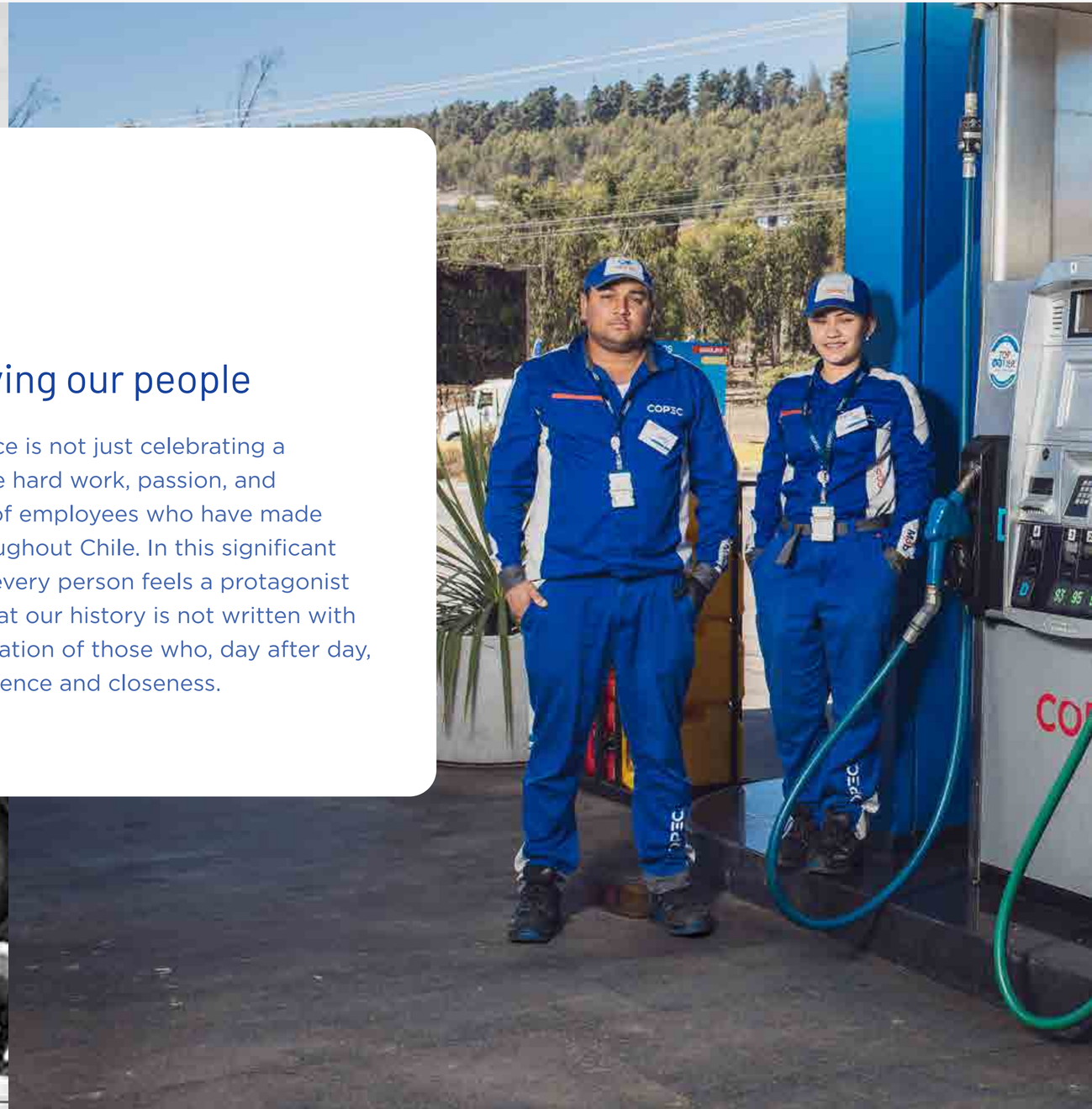

90 years accompanying our people

Celebrating 90 years of existence is not just celebrating a number; it is about honoring the hard work, passion, and commitment of the thousands of employees who have made Copec a symbol of service throughout Chile. In this significant year, we set out to ensure that every person feels a protagonist of this legacy, understanding that our history is not written with numbers, but with the determination of those who, day after day, mobilize the country with excellence and closeness.

CHAPTER 4

Development of our people

Our strategy sets the course for the future, but it is Copec's culture that enables us to move forward with a firm step.

OUR CULTURE AND WORK ENVIRONMENT

COMMITMENTS THAT GUIDE US

Our Copec culture reflects how we address the challenges of our surroundings and put our strategy into practice. We guide our actions and decisions at every level of the organization through a culture that puts people and customers first and fosters innovation, accountability, and excellence.

We promote safe environments, opportunities for growth, and a work culture that fosters talent. These principles guide the work of a collaborative team of more than 1,600 people, united around our strategic goals and committed to delivering a memorable service experience.

We work every day guided by four commitments that permeate our identity and mobilize our teams:

1. **We are driven by people and service:** People and customers are at the heart of our actions and decisions. We are attentive to their needs and make every effort to deliver a memorable experience for their well-being and development.

2. **We move with innovation and vision for the future:** We explore new solutions and incorporate different perspectives, recognizing the need to evolve and adapt to a constantly changing world.

3. **We move with excellence and quality:** We meet our objectives with high standards of quality and safety, in a timely manner through collaborative work, always taking care of the details.

4. **We move with ethics and responsibility:** We act with integrity at all times, maintaining transparent and fair conduct, and taking care of our relationships and our environment.

Featured Information

NCG 519 5.1.1

NUMBER OF EMPLOYEES

FY 2025

1,647

Total employees

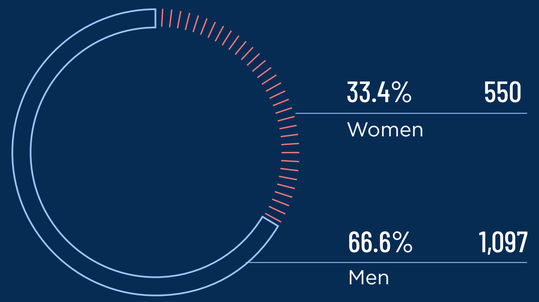

33.4% 550 Women

66.6% 1,097 Men

Staff by gender and position category*

NCG 519 5.1.1

M: Men W: Women

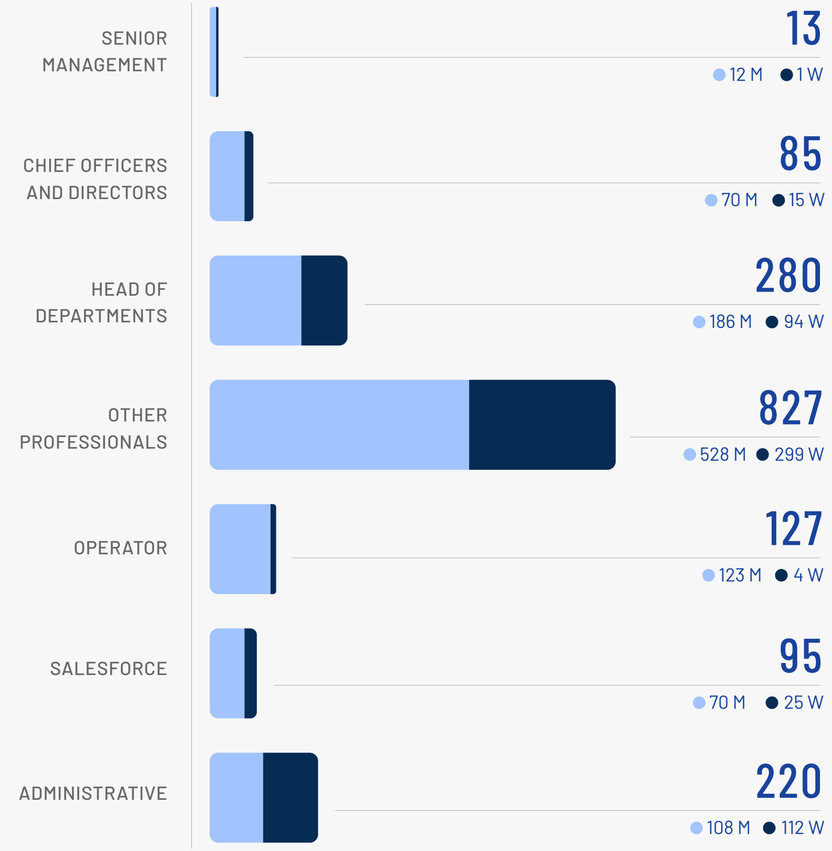

* Copec does not have employees in the "Other technicians" and "Assistant" categories as defined by Chilean NCG 519

Copec employees by gender and region

- M: Men
- W: Women

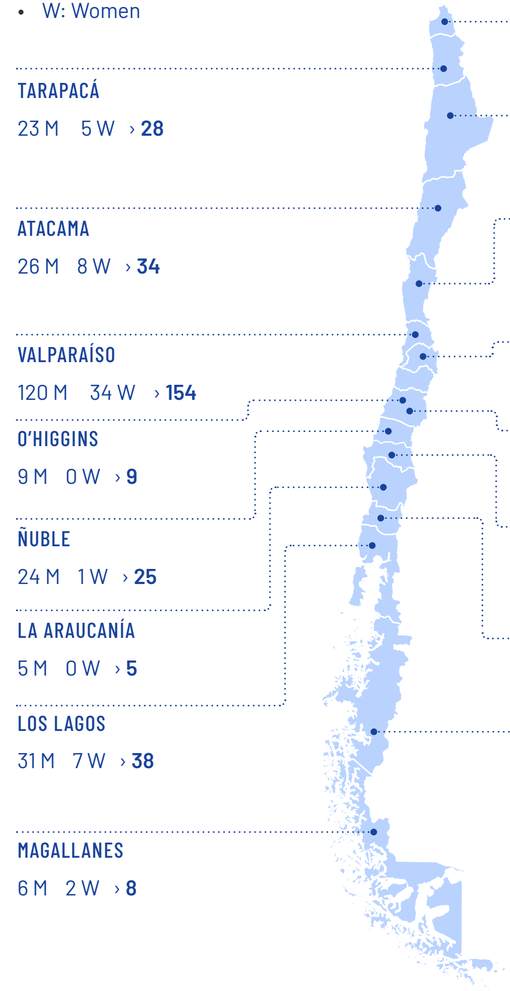

ARICA Y PARINACOTA
5 M 2 W › **7**

TARAPACÁ
23 M 5 W › **28**

ANTOFAGASTA
66 M 25 W › **91**

ATACAMA
26 M 8 W › **34**

COQUIMBO
23 M 3 W › **26**

VALPARAÍSO
120 M 34 W › **154**

METROPOLITAN
714 M 444 W › **1,158**

O'HIGGINS
9 M 0 W › **9**

MAULE
1 M 4 W › **5**

ÑUBLE
24 M 1 W › **25**

BIOBÍO
34 M 15 W › **49**

LA ARAUCANÍA
5 M 0 W › **5**

LOS RÍOS
0 M 0 W › **0**

LOS LAGOS
31 M 7 W › **38**

AYSÉN
10 M 0 W › **10**

MAGALLANES
6 M 2 W › **8**

TOTAL 1,097 M 550 W › **1,647**

WORK ENVIRONMENT AND PURPOSE AT THE CENTER OF OUR CULTURE

At Copec, we understand that the development of our people begins with creating work environments where well-being, trust, and a sense of belonging are a daily reality. That is why we conduct an annual assessment of our workplace culture using a robust model and methodology that comprehensively evaluates the experience of our people within the organization.

Our methodology

This model measures four core dimensions: Overall Satisfaction, Trust, Commitment, and Happiness, and analyzes how these are shaped by relationships with direct supervisors, senior management, coworkers, and organizational policies and practices.

Administered remotely, confidentially, and anonymously across the entire organization, the results are processed by an external consulting firm and made available through a platform specializing in organizational climate.

These findings translate into tangible actions. We have implemented a toolkit and a digital handbook for leaders, which facilitate the dissemination of results and the direct management of the work environment within each team; we have established working groups to standardize criteria and support critical processes; and we have set out a methodology for action plans that enables each department to analyze its results, define initiatives, and monitor progress toward closing gaps.

High levels of satisfaction

During the 2025 cycle, organizational climate management focused particularly on the holistic development of employees as a strategic cornerstone. The results reflect sustained performance in a "virtuous zone," with positivity levels exceeding 80% across all dimensions and an exceptional participation rate of 97.6%, representing 1,558 surveyed employees.

TRUST INDEX

89%

Measures the perception of trust in the direct supervisor, head of departments, and coworkers.

COMMITMENT INDEX

82%

Measures employees' level of commitment to the organization and their work.

HAPPINESS INDEX

86%

Measures the level of happiness in the workplace.

OVERALL SATISFACTION

81%

This corresponds to the average of all survey questions that impact the overall work environment.

Innovation in 2025

This year, for the first time, we included the Purpose Index in our assessment, which reached an 85% positivity rate and reflects the degree of meaning, connection, and coherence that people perceive between their work, their values, and the organization. This indicator incorporates dimensions such as pride, trust, professional development, and the quality of interpersonal relationships, reinforcing our belief that purpose is a key driver of engagement.

EMPLOYMENT CONDITIONS AND BENEFITS

LABOR PRACTICES

NCG 519 5.4.1

At Copec, we have a framework of labor practices designed to ensure fair and balanced conditions, with a focus on the comprehensive well-being of people. That is why, as a company, we are firmly committed to the unconditional respect for labor rights and to the ongoing adoption of best practices to enhance the experience of our teams.

Employment conditions

Comprehensive well-being and work-life balance are key cornerstones of our management. In this regard, beyond complying with legal limits on working hours, between 42.5 and 44 hours per week, and the gradual implementation of the 40-Hour Workweek Law, which began in 2025, we have promoted a hybrid work model. This arrangement allows our employees to effectively balance their personal and professional lives, fostering collaboration and a sense of belonging in the physical workspace while offering the flexibility of remote work through a schedule of three days in the office and two days working from home.

We also have programs in place to track actual hours worked using electronic attendance systems, which allow us to prevent excessive hours, ensure the timely payment of overtime, and guarantee transparent and equitable compensation.

65.6%

Employees working remotely on a hybrid schedule.

Remuneration and salary equity

NCG 519 5.4.1

At Copec, we view remunerations as a key tool for attracting, developing, and retaining the talent needed to achieve our strategic objectives. Our Compensation Policy, updated in 2025, establishes a formal, transparent, and consistent framework that defines clear criteria for remunerations, benefits, well-being, and professional development.

The remuneration structure is based on market methodologies (HAY) and external benchmarks, with defined, transparent, and unbiased salary ranges, ensuring competitive compensation that is aligned with role, performance, and cost of living, regardless of gender.

In terms of equity, we monitor the gender salary gap annually, and since 2025, we have had a measurement model that allows us to analyze adjusted differences based on multiple comparable variables. This approach is complemented by measures such as gender-balanced shortlists in the hiring process and standardized salaries for entry-level positions.

We also conduct systematic monitoring of salary equity, which involves tracking gender indicators in key areas such as the Workplace Climate Survey, the talent pool, internal mobility, turnover, and performance evaluations. This enables us to identify gaps, manage risks, and develop action plans, ensuring sustained progress toward equitable remuneration.

Annual salary gap by position category

NCG 519 5.4.2

	2025		2024	
JOB CATEGORY	MEAN GAP	MEDIAN GAP	MEAN GAP	MEDIAN GAP
Senior Management (Executives)	-	-	89%	96%
Chief Officers and directors	81%	91%	95%	80%
Head of departments	96%	90%	88%	85%
Administrative	94%	89%	94%	92%
Salesforce	87%	85%	86%	85%
Other professionals	87%	83%	83%	83%
Operators	98%	71%	88%	71%
Total gender salary gap for all employees	**81%**	**83%**	**70%**	**84%**
Total gender gap for bonuses, considering all employees	**81.21%**	**82.83%**	**85.82%**	**85.03%**

Note:
Data coverage for both 2024 and 2025 is 100%.
Mean gap: Ratio of women's mean gross hourly wage to that of men.
Copec does not have employees in the "Other Technicians" and "Assistant" categories, as defined by Chilean NCG 519.
Median gap: Ratio of women's median gross hourly wage to that of men.
We do not report the 2025 Senior Management Gap, as there is only one woman in this category.

QUALITY OF LIFE AND BENEFITS

As part of our 90th anniversary, we launched the Mis Beneficios Flexibles (My Flexible Benefits) program, aimed at all employees and designed to adapt to the different stages of life. This model focuses on health, inclusion and financial support, family, and sense of belonging, and allows employees to choose from three different plans tailored to their stage of life and generational needs, complemented by a digital platform that facilitates agile and independent management of benefits.

During this period, we enhanced our wellness offerings by introducing new work-life balance and support initiatives, including:

- Extension of the birthday day off.
- A day off for the death of a pet.
- Discretionary fund for personal development and recreation.
- Sports scholarships for employees and their children who excel in high-performance sports.
- Improvements to the infrastructure of our Health Center, including a new, modern, and comfortable Lactation Room.

At the same time, we are expanding critical coverage through medical and dental insurance, the fund for catastrophic illnesses or high-cost treatments, and reimbursement benefits for reproductive health and contraceptives.

A fair and equitable benefits system

At Copec, the employee benefits system is based on a solidarity program in which the company and employees jointly fund a comprehensive safety net that extends beyond the workplace, ensuring access to a top-tier safety net that includes supplemental health and dental insurance, educational scholarships, and social loans.

In addition, our Company's benefits provide coverage that exceeds the requirements of Chilean labor law. These include payment for the first three days of sick leave and additional benefits for marriage, childbirth, and death, among others.

In 2025, we continue to enhance our benefits package, reaffirming our ability to innovate in order to attract and retain the talent that will drive Copec into the future.

Highlighted benefits

NCG 519 5.8

EDUCATION

Academic Support Program: Through the Brincus digital platform, our employees' family members have access to tutoring in school subjects with teachers available 24/7 and career guidance services.

Childcare Allowance: A financial contribution provided to our female employees with children up to two years of age, as established by law, and, starting in 2025, to all fathers whose spouse or civil partner is self-employed or an employee of a company that does not meet the conditions required to provide the benefit specified by law, and as long as the child is under two years of age.

Scholarships for workers: Funding for undergraduate, certificate, and graduate programs, both in Chile and abroad. In the case of studies in Chile, this benefit also extends to spouses or civil partners.

Educational Scholarships: Workers enrolled in the welfare system are eligible to apply for scholarships providing financial assistance for preschool, elementary school, high school, higher education and university preparation programs.

Academic Excellence Award: Financial assistance for the children of employees who demonstrate outstanding academic performance in higher education.

PAES Award: Financial support for the children of employees who achieve outstanding scores on the PAES exam for admission to higher education.

FREE TIME

TUS Puntos Program: A system that allows employees to earn points for achieving company milestones or through contests, which can be redeemed for time off or recreational activities.

Vacation bonus: The Company pays each employee entitled to legal vacation a bonus equal to 30% of their base salary, with a minimum amount of $931,038 for all employees from chief of departments and down. The benefit becomes effective when the employee takes 10 or more consecutive days off.

Pura Energía program: Recreational activities and gatherings outside of working hours designed for employees and their immediate families.

HEALTH

Health Center: A facility providing medical and preventive care, offering in-person appointments at the corporate headquarters and online appointments for employees and their dependents. The center is staffed by three doctors, a general practitioner, a family physician, and a pediatrician, as well as a nurse, a nutritionist, and a psychologist.

Preventive exams: Free annual health screenings for our employees under and over the age of 40.

Health Fair and Alliances: An annual event with healthcare providers and partners to promote benefits and current agreements with the Company.

Other health benefits:

- Health initiatives at plants and offices.
- Subsidy for high-cost illnesses and catastrophic events.
- Supplementary health, dental, and life insurance.
- Vaccination program.



PERSONAL FINANCES

Pension Counseling: Professional guidance for employees and their families in planning for their future retirement and managing their funds.

Financial counseling: Workshops and personalized guidance on managing household finances and saving.

Transition to retirement: Comprehensive support for workers ending their working careers. In 2025, 18 workers received this benefit that includes:

- Free supplemental health insurance for 12 months for retirees and their spouses.
- Insurance policies extended for 24 months and a one-year agreement with FALP.
- Ongoing access to the Company's Health Center and recreational facilities.
- Provision of a laptop, specialized pension counseling, and a Christmas gift.
- Extension of welfare benefits to spouse or civil partner.

PARENTAL LEAVE

NCG 519 5.7

At Copec, we reaffirm our commitment to work-life balance by offering a flexible postnatal leave policy that extends the leave period beyond the requirements of the current law. This support allows mothers to reduce their workday by two hours per day until their child turns two, including an additional hour for breastfeeding during this time, thereby ensuring a constant presence during a crucial stage of development. In line with this commitment, we actively promote shared responsibility by granting fathers five additional workdays beyond the legal leave.

Furthermore, and understanding that the well-being of future generations is a commitment that unites us all, this year we took a decisive step by extending the nursery benefit to parents whose spouses or domestic partners do not receive this benefit, whether because they are self-employed or because they are employed by a company that is not required to provide it under the law.

Use of postnatal leave, by gender

NCG 519 5.7

% OF WORKERS WHO TOOK PARENTAL LEAVE	MEN	WOMEN
Paternity leave (5 days)	100%	Not applicable
Postnatal maternity leave (12 weeks)	Not applicable	100%
Postnatal parental leave (12 weeks following postnatal maternity leave, of which up to 6 weeks may be transferred to the father)	0%	100%

Note: During the reporting period, no men were recorded as having taken postnatal parental leave, as no weeks were transferred from the mother. Therefore, the percentage of male usage is 0%.

LABOR RELATIONS

At Copec, we are committed to maintaining labor relations based on ongoing dialogue, freedom of association, and mutual respect. We have three active unions, with which we maintain continuous communication through formal channels and monthly meetings that allow us to address inquiries, share relevant business information, and discuss matters related to labor conditions. As we do every year, in 2025 we held our annual conference, which brings together in person all union representatives with management, including our CEO. During the event, marked by a spirit of trust and camaraderie, we renewed our work commitments for 2026.

IN 2025

31.27%

of the workers were represented by one of our three unions.

Copec Ecosystem and labor relations

In 2025, we took a decisive step toward consolidating an integrated Copec Ecosystem, making progress in unifying talent management across our business lines under a shared purpose and culture. Throughout 2025, together with the Company's top leadership, we defined a common value proposition based on non-negotiable principles such as ethics, respect, and a customer-centric focus, thereby strengthening our corporate identity, employer brand, and sense of pride in belonging to the entire ecosystem.



TOTAL EMPLOYEES OF SUBSIDIARIES

15,428

Copec Ecosystem Employees

ARCOPRIME
6,843

TERPEL
3,882

BLUE EXPRESS COPEC
1,856

STREAT BURGER
482

CSI
1,063

TRANSCOM
534

COPEC FLUX
342

COPEC EMOAC
158

DHEMAX
87

AMPERE ENERGY
48

VÍA LIMPIA
44

COPEC VOLTEX
36

TUR.COM COPEC
31

CMPD
22

DIVERSITY, EQUITY, AND INCLUSION

Our greatest asset lies in the diversity of experiences of those who have been part of this 90-year history. Our Diversity and Inclusion Policy reaffirms that people are our priority, valuing each employee for their unique qualities to foster their comprehensive development and leadership. We seek to consolidate an environment based on respect, equity, and trust, where the rejection of any form of discrimination or harassment is the cornerstone that underpins our coexistence and growth, enabling us to thrive as a united community by building a climate of trust free from harassment and bullying.

We are committed to breaking down the barriers that may limit the talent, ensuring a space where origin, gender, age, sexual orientation, or disability are not obstacles, but rather part of the diversity that strengthens us. By promoting equal opportunities at all levels, we ensure that every individual has the initiative to fully contribute to our collective success. At Copec, building an inclusive environment is how we honor our past and envision a future where we all have a place to transform and move the country forward.

TOTAL COPEC EMPLOYEES

1,647

DEI HIGHLIGHTS

33%
of women in the workforce.

29%
of women in executive and management positions.

17
people with disabilities.

Employees by age group

NCG 519 5.1.3

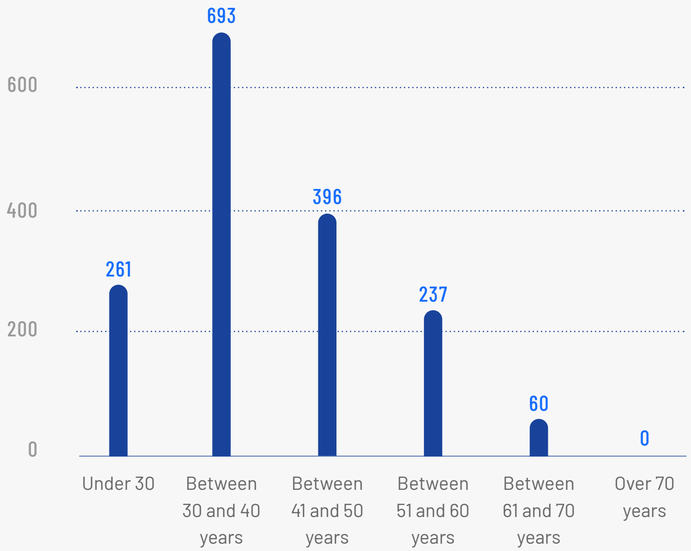

Seniority

NCG 519 5.1.4

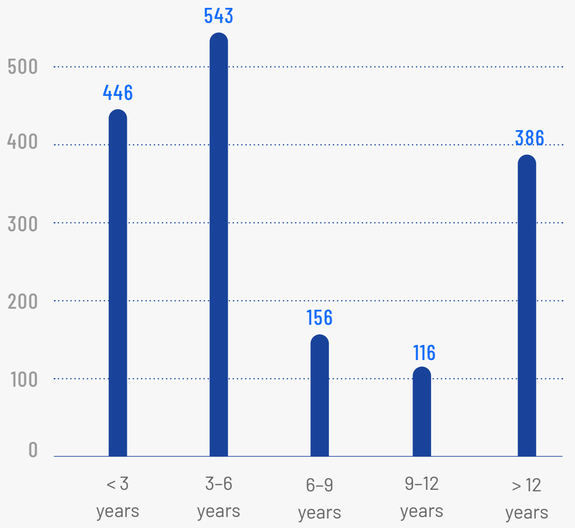

Nationality

NCG 519 5.1.2

CHILEAN
1,549

VENEZUELAN
56

COLOMBIAN
14

ARGENTINEAN
7

PERUVIAN
7

BRAZILIAN
1

OTHER NATIONALITIES
13

Equal opportunities in the organization

NCG 519 3.1.vi, 3.1.vii

At Copec, equal opportunity and equity are underpinned by our Diversity and Inclusion Policy. The Human Resources Management is responsible for monitoring indicators, evaluating progress, and defining actions to ensure the consistent implementation of the program throughout the organization, with a focus on gender equity and the experiences of people with disabilities, areas where we concentrate specific actions and measure their impact.

This commitment is reflected in inclusive hiring processes, where we promote diverse shortlists and actively monitor interviews to prevent bias. Regarding disability, we promote inclusive job openings and partnerships with foundations to broaden the diversity of candidates, along with the implementation of reasonable accommodations, with or without credential, in hiring processes and work environments, adapting roles, tools, and conditions on a case-by-case basis.

In addition, we support our teams through training and targeted assistance, facilitating effective integration and ensuring an equitable and sustainable work experience over time.

Presence and participation of women at Copec

GENDER DIVERSITY INDICATORS	2025	2024
Share of women in total workforce (as a percentage of total workforce)	33.39%	33.66%
Share of women in all management positions, including junior, middle and top management (as a percentage of total management positions)	29.10%	30.70%
Share of women in junior management positions, i.e. first level of management (as a percentage of total junior management positions)	33.57%	33.83%
Share of women in middle management positions	17.65%	20.63%
Share of women in top management positions, i.e. maximum two levels away from the CEO or comparable positions	7.69%	8.30%
Share of women in management positions in revenue-generating functions	14%	15.6%
Share of women in STEM-related positions (as a percentage of total STEM positions)	27.90%	29.41%

Because we want to continue improving women's equitable participation in the Company, by 2026 we aim to achieve a 40% share of female new hires, maintain the 100% retention rate for female leaders reached in 2025, and achieve 80% gender-diverse shortlists.

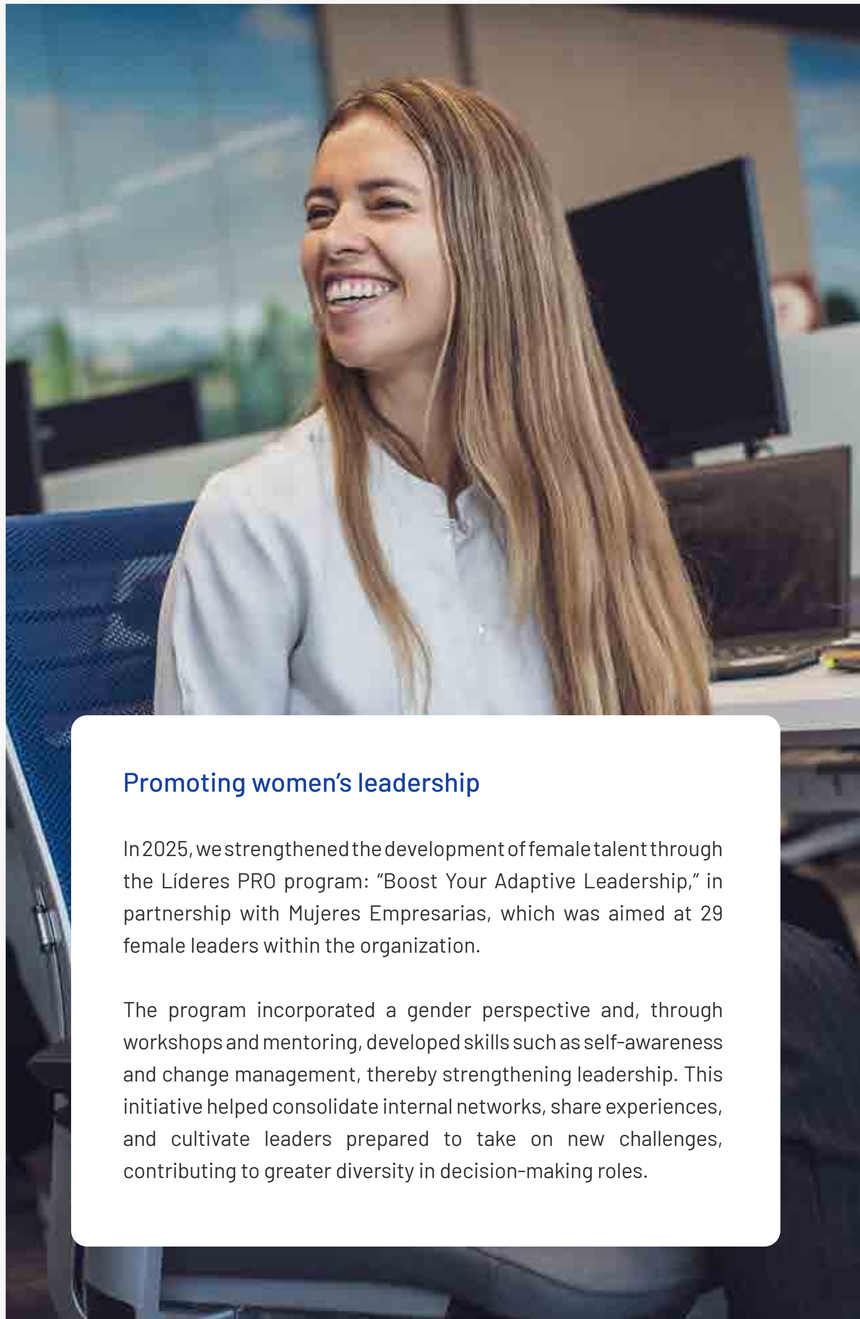

Promoting women's leadership

In 2025, we strengthened the development of female talent through the Líderes PRO program: "Boost Your Adaptive Leadership," in partnership with Mujeres Empresarias, which was aimed at 29 female leaders within the organization.

The program incorporated a gender perspective and, through workshops and mentoring, developed skills such as self-awareness and change management, thereby strengthening leadership. This initiative helped consolidate internal networks, share experiences, and cultivate leaders prepared to take on new challenges, contributing to greater diversity in decision-making roles.

Promoting inclusion at our subsidiaries

Blue Express Copec and strengthening DEI: In 2025, the subsidiary launched training and dialogue initiatives to foster an inclusive culture. The DEI Committee participated in inclusive leadership training sessions and, as a member of Pride Connection Chile, joined the Pride Month, encouraging internal reflection and the exchange of best practices for the inclusion of LGBTI+ individuals.

"Route Equity" Program: We recognized Transcom's female drivers as part of a nationwide initiative that highlights women's role in freight transportation and their contribution to operational safety and efficiency, while promoting gender equality in an industry that has historically been male-dominated.

Arcoprime and Soymás Foundation: Through this partnership, we promote the employment of teenage mothers living in extreme poverty and vulnerability by offering internships and jobs at Pronto Copec stores, with 10 internships and 4 permanent hires by the end of 2025.

RED Inclusión: Program at service stations

Since 2022, we have been promoting a program across our network of service stations to integrate people with cognitive disabilities into the workforce. As a result, 12 dealers have facilitated vocational training through work-based internships. In 2025, we achieved the historic milestone of 76 internships and 70 hires, both in stores and at service stations. Over the past four years, we have achieved 173 internships across the network and 74 cumulative hires at Arcoprime.

PREVENTION OF SEXUAL HARASSMENT, WORKPLACE HARASSMENT, AND DISCRIMINATION

NCG 519 5.5

At Copec, we maintain a zero-tolerance policy toward any type of workplace harassment, sexual harassment, or discrimination that jeopardizes safety, trust, and peace of mind in the workplace. We firmly believe that a healthy, respectful, and harassment-free work environment is essential for personal growth and a cornerstone of our people management.

We expressly prohibit any conduct that undermines human dignity, without exception, and we address these matters with seriousness and rigor. This commitment translates into clear standards of conduct and ongoing preventive measures, aimed at ensuring that everyone who is part of our Company understands, shares, and respects these principles. To this end, we conduct regular training on the prevention of harassment and discrimination, reinforcing a culture based on respect, responsible coexistence, and shared responsibility among teams.

To uphold this commitment, we have established formal and accessible channels for reporting any instances of harassment or discrimination. Anyone who feels affected has the right to report the incident in writing through the Ethics Reporting Channel, and also directly to the Labor Authority, or verbally to any supervisor.

For more information on the Ethics Reporting Channel, see page 161.

Training on protocols for the prevention of sexual harassment, workplace harassment, and workplace violence

NCG 519 5.5

	2025	2024
% of total staff who received training on the prevention protocol and procedure for investigation and disciplinary action regarding workplace harassment, sexual harassment, and workplace violence during the year	88.59%	59.8%

INDICATORS OF SEXUAL HARASSMENT, WORKPLACE HARASSMENT, AND WORKPLACE VIOLENCE	2025	2024
Total number of complaints regarding sexual harassment, workplace harassment and workplace violence filed with Copec	7	6
Total number of complaints regarding sexual harassment, workplace harassment, and workplace violence filed with the Labor Authority or equivalent agency	0	0

TALENT DEVELOPMENT

ATTRACTION AND RETENTION

At Copec, attracting talent goes beyond simply filling positions: we seek to invite people to join us in a shared endeavor. From day one, we support new hires by equipping them with the skills, abilities, and leadership tools they need to contribute to the Company's goals and to team development.

We believe that professional and personal development go hand in hand, and that both are essential for sustainable performance. With this in mind, we actively seek out diverse talent through career fairs, agreements, and partnerships with organizations, bringing in perspectives and backgrounds that strengthen our culture and capacity for innovation.

Employee retention is an essential part of this approach. We encourage internal mobility and the exploration of new opportunities, fostering dynamic career paths; in 2025, 47.5% of open positions were filled by current employees.

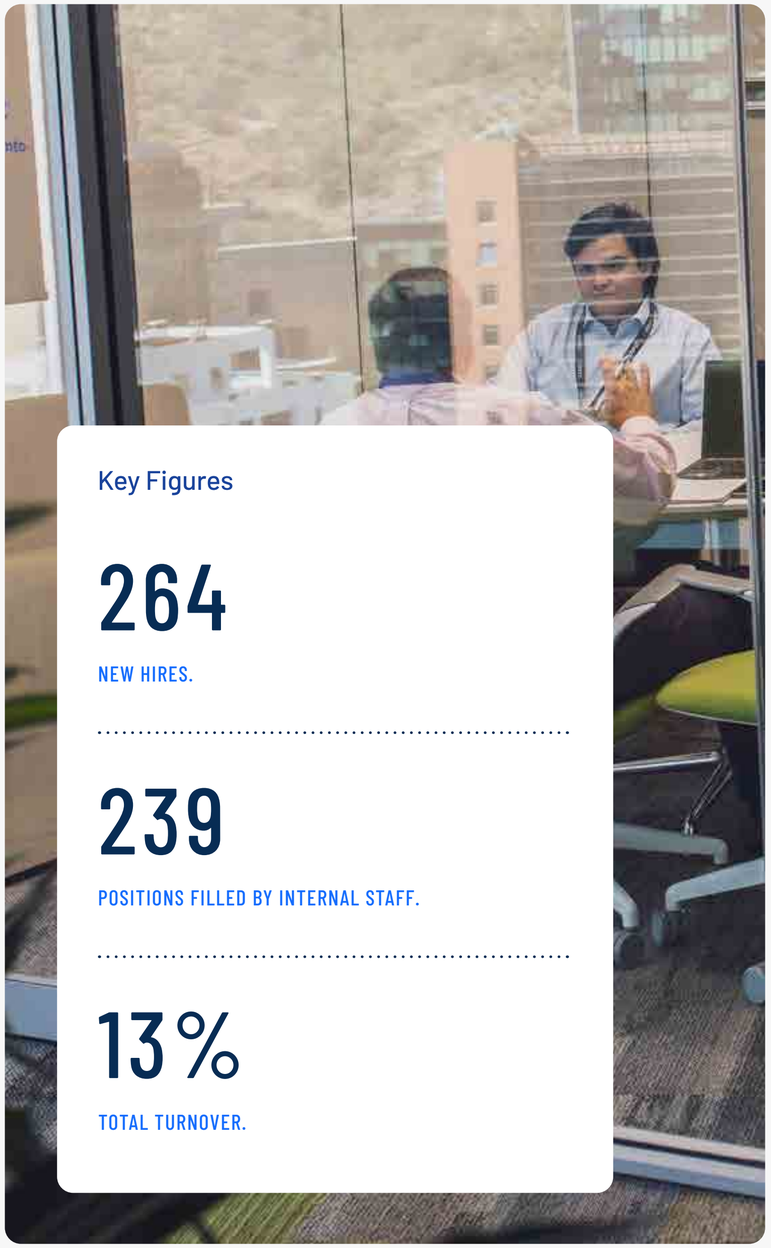

Key Figures

264

NEW HIRES.

239

POSITIONS FILLED BY INTERNAL STAFF.

13%

TOTAL TURNOVER.

TRAINING

NCG 519 5.8.iv

At Copec, we place talent development at the center of our strategy. As part of this purpose, our training program is structured around three strategic axes: Specific Knowledge and Skills, Regulatory Training, and Culture and Development. These areas are fully aligned with our mission and commitments regarding the environment, prevention, safety, and legal requirements, thereby promoting operational excellence and the professional growth of every employee.

We view learning as a dynamic and iterative process, structured according to the 70:20:10 model. This practical approach holds that 70% of learning occurs through direct experience in daily work, 20% through social interaction with peers and mentors, and 10% through structured education, whether in-person or online.

Digital Academy:
This year, we implemented a cross-functional digital transformation program aimed at raising awareness and training employees in the use of Google tools and artificial intelligence, while promoting their responsible, collaborative, and productive use. The adoption plan featured a powerful narrative of change, a variety of learning experiences (webinars, masterclasses, e-learning), and a network of internal Digital Ambassadors who support implementation across the organization. The program also included employees with part-time contracts or schedules within our own workforce.

Leaders' Meeting

In March, we held our third Leadership Summit with more than 450 employees, from both Copec and its subsidiaries, who hold leadership positions. This time, the focus was on the company's 90th anniversary, the history forged, and the challenges of the future, with an emphasis on a unified Copec and the company's ability to adapt.

Leadership and adaptability:

Our Líderes Pro program addresses the deep changes we are experiencing as a Company, with a focus on strengthening the leadership and adaptability of those in key roles.

This program took a tailored approach to the different leadership levels, ensuring an intervention aligned with their responsibilities, and it came to life through four training workshops designed to develop skills in adaptation, decision-making, and team leadership in times of transformation. This was complemented by personalized support for chief officers and their direct teams, extending this work to subsidiaries, with the goal of consolidating leadership consistent with our purpose.

Training and Development Programs

NCG 519 5.8.iv

At Copec, learning is an ongoing process aimed at strengthening the skills needed to address strategic challenges. In 2025, talent development was organized into the following programs:

- **Training plans and operational framework:** Mandatory programs that ensure technical, operational, and legal training for all employees.
- **Scholarship program:** We award 75 scholarships (53 undergraduate, 18 graduate, and four abroad), promoting continuing education.
- **English on the Move:** Mandatory and elective programs designed to develop language skills tailored to the responsibilities of each position.
- **Commercial Trainee Program:** Training for regional managers through 300 hours of theoretical and practical instruction, strengthening technical, commercial, and management skills.
- **Diversity, Equity, and Inclusion Training:** We implemented a cultural education program based on our diversity policy and human rights approach, designed as a practical tool for day-to-day management. The initiative reached 160 employees in 2025, and its rollout will continue in 2026.

To complement these programs, we promote learning methodologies that strengthen leadership and collaboration:

- **Coaching and mentoring:** 15 programs focused on high-potential talent and leaders in transition.
- **Collaborative teams and networks:** Employee-led learning initiatives on critical business topics.
- **Professional development program:** An initiative focused on high-potential talent, featuring assessments and coaching to build on strengths and address gaps.

Key Figures

1,623

EMPLOYEES TRAINED IN 2025.

21.4

AVERAGE HOURS DEDICATED.

+747 Million

INVESTED IN TRAINING AND PROFESSIONAL DEVELOPMENT.

PERFORMANCE EVALUATION

With a focus on excellence, our "Crecer" Performance Evaluation system is aligned with our four corporate commitments, assessing and managing competencies that are relevant to the organization. This process fosters a culture of accountability and merit, ensuring that every team member has a clear roadmap for their professional growth and contribution to our collective success.

Throughout the year, the process remained focused on continuous improvement, introducing technological innovations and expanding its scope. Thanks to a more robust communication plan and ongoing support, we achieved a historic milestone: 95.99% of the total workforce was evaluated, significantly surpassing the 89.70% achieved in the previous period. This result translates to a total of 1,531 people assessed (1,030 men and 501 women), with a notable increase in coverage among women, which rose from 87% to 94.71% in 2025.

MEASUREMENT MODELS AND SCOPE

We use several types of performance evaluations to ensure a comprehensive, coherent, and consistent assessment of our workforce. Each year, we conduct a formal evaluation for employees who have been with the company for at least four months and have not taken extended leave.

Using a five-point scale, we assess nine cross-functional competencies, adjusting the level of detail according to the role and organizational context. To do this, we consider different assessment models:

1. **360° Assessment:** Applied to chief officers and directors, it incorporates feedback from peers, supervisors, teams, and internal clients.
2. **Upward evaluation:** For leaders with teams, this combines evaluations by superiors and employees.
3. **Direct evaluation:** Conducted by the heads of departments.
4. **Reverse feedback:** Introduced in 2025, this applies to heads of departments who report to senior executives and incorporates the team's evaluation alongside that of the supervisor.

Performance management

We have structured this process into three stages: Assessment, Calibration, and Feedback establishing development plans, ensuring an inclusive and consistent performance management process that is aligned with the Company's strategic objectives.

Throughout the year, performance plans are implemented for underperforming employees, which include frequent conversations and timely feedback, along with close monitoring to support improved results. While not mandatory, opportunities for continuous feedback are actively promoted through internal campaigns and cross-functional tools within teams.

In addition, management positions are evaluated annually based on business objectives, with measurable KPIs established and reviewed at the end of the cycle.

Innovation with Artificial Intelligence for Development:
We took a step toward the future by integrating artificial intelligence into our performance platform. This tool helps employees understand and interpret their results, making it easier to create personalized development plans that allow each person to focus on their growth opportunities more clearly and simply.

Mapping Talent and Professional Potential:
We are broadening our view on internal talent, reaching a much larger segment of the organization this year. For the first time, we have extended our professional potential assessment to analyst and professional roles, enabling us to identify and highlight the capabilities of those who will be the future drivers of Copec's growth, while also implementing a Professional Development Program for the top talent in each department, followed by individual support through coaching.

Performance Evaluation

	2025			2024		
	MEN	WOMEN	TOTAL	MEN	WOMEN	TOTAL
Number of people assessed	1,030	501	1,531	939	455	1,394
% of the allocation evaluated	98.19%	94.71%	95.99%	91.08%	87%	89.70%

Note: The percentage of allocation evaluated reflects the headcount as of the date of the assessment.

OCCUPATIONAL HEALTH AND SAFETY

NCG 519 5.6

Ensuring safe and healthy environments is a cornerstone of our organizational culture. Through ongoing monitoring and strict adherence to safety protocols, we safeguard the well-being of our teams, customers, and the environment, reaffirming our commitment to excellence, quality, and continuous improvement.

Our Occupational Health and Safety Policy has three main axes:

1. **Protecting our teams and our brand's reputation** by ensuring work environments that promote health and safety in each of our operations.
2. **Promote a culture of prevention** that prioritizes hazard elimination and risk reduction, taking action to ensure a healthy and accident-free work environment.
3. **Promote self-care as a core value,** fostering active safety leadership across all our departments and levels of management.

This regulatory framework has been drafted in accordance with the provisions of Supreme Decree 44 and applies to all of Copec's operations, its employees, contractors, and any persons under its supervision. This policy has been approved by the CEO.

OCCUPATIONAL HEALTH AND SAFETY MANAGEMENT SYSTEM

NCG 519 5.6

Our system ensures healthy work environments by integrating current national legislation with leading international standards on safety and risk management, such as ISO 45001:2018 and ISO 31000, as well as technical guidelines from the NFPA, API, and the DOT.

The rigor of our model is reflected in our proactive measures to prevent workplace accidents and occupational diseases at all levels. This allows us to focus on prevention, aligning productivity with the physical well-being of every person working for the Company, whether in field operations or administrative roles, who are asked for their opinion on occupational Health and Safety. We also have quantitative performance targets for occupational health and safety.

In addition, we have strengthened our management through international certifications in critical areas. Notably, we comply with ISO 9001, ISO 14001, and ISO 45001 standards in storage and distribution for the mining industry, as well as along the logistics route from San Vicente to Arauco mills. Through this, we ensure world-class traceability and safety at every step in our value chain.

Reflecting our ongoing focus on preventive risk management, as in previous years, we did not record any fatalities related to workplace accidents during this period.

GOVERNANCE OF THE HEALTH AND SAFETY MANAGEMENT SYSTEM

NCG 519 3.6.ii

Safety management at Copec is a strategic responsibility aimed at embedding self-care as a core value for the Company's success. This commitment is reflected in a robust reporting infrastructure, where every employee has access to an exclusive platform to effectively report hazards, with a guarantee of absolute confidentiality and protection against any form of retaliation.

Technical involvement is key to this structure, with seven Joint Health and Safety Committees (JHSCs) that meet monthly to lead incident investigations and propose improvements that enhance safety throughout our operations.

In 2025, the Company achieved significant milestones that reinforce our operational and regulatory excellence. This year, we achieved 100% compliance in regulatory inspections at fuel stations and defined the 2025-2027 Health and Safety Strategy, which involved developing a Roadmap across the entire Copec Ecosystem, based on compliance with Supreme Decree No. 44. In addition, we implemented the "Pulso Copec" Health and Safety Platform.

Finally, we strengthened leadership and safety awareness through the implementation of innovative training tools. The implementation of Safety Week, the launch of three self-care campaigns, and the use of virtual reality glasses to reinforce safe behaviors among carriers, allowed us to connect technology with the protection of people. This approach expanded to our value chain through seminars for dealers and a specialized safety conference for carriers.

Occupational health and safety training

OCCUPATIONAL HEALTH AND SAFETY TRAINING INDICATORS	2025		2024	
	WORKERS	CONTRACTORS	WORKERS	CONTRACTORS
Total number of people trained in Health and Safety	1,480	1,584	622	1,470
Total hours of Health and Safety training	5,013	27,102	4,068	21,082

OCCUPATIONAL HEALTH AND SAFETY PROGRAMS

In line with our prevention strategy, we have programs and management mechanisms that ensure a comprehensive and systematic approach to risk control:

- **Prevention programs with specific goals:** We implemented the Workplace Accident Prevention Program (more than 6,800 activities in 2025, 98% compliance) and the Occupational Disease Prevention Program, aligned with national protocols (PREXOR, MMC, TMERT-ESS, RUVIS, psychosocial risk, and the Technical Document on Chronic Intermittent Hypobaric Conditions), with the goal of achieving zero workplace accidents and occupational diseases.
- **Emergency drills and operational training:** We conducted 25 emergency drills, along with strategic prevention campaigns.
- **Hiring and contractual requirements:** Health and safety criteria are included in the Contractor Regulations and Bidding Guidelines, thereby promoting a culture of prevention.
- **Visible leadership and preventive culture:** We have implemented a Visible Leadership Plan, under which chief officers and leaders conduct on-site visits and safety training with registration. In addition, we organized the Safety Week to promote self-care.
- **Transportation Safety:** The road safety program includes standards for drivers, vehicle inspections, and the use of technologies (DMS, ADAS, Cogny, and Gauss Control) to prevent fatigue, distractions, and collisions. In 2025, more than 8,357 courses on road safety and safe driving were conducted, and more than 12,800 inspections were performed. In addition, a 24/7 Operational Control Center was implemented to monitor, in real time, compliance with the Fatigue and Drowsiness Program and the status of the devices.
- **Monitoring and continuous improvement:** Through the Annual Preventive Plan, Safety Committees, and reviews by the Chief Executive Officer, we ensure the traceability of results and the updating of plans in response to emerging risks. Together with ISO 45001 certification and external audits, these actions strengthen the management system, with quantifiable goals and verification mechanisms.

Together with ISO 45001 certification and independent external audits, these actions strengthen Copec's occupational health and safety management system by integrating prevention, control, and a safety culture with quantifiable goals and verification mechanisms.

Health Services at Our Company

At Copec, we protect our employees and contractors through a robust occupational health system, operated in partnership with ACHS, the Chilean Safety Association. This partnership ensures high-quality preventive and health services designed to prevent occupational diseases and workplace accidents. In addition, we offer a range of programs aimed at promoting well-being and stress management:

- **Pura Energía Program:** Promotes healthy lifestyles by encouraging physical activity and a balanced diet for our employees and their families.
- **Self-Care trainings:** To raise awareness about the importance of good physical and mental health.
- **Training and education:** Specializing in occupational risk prevention and the early detection of occupational diseases.
- **Continuous monitoring of the work environment:** To mitigate conditions that could compromise the health of our teams.
- **Implementation of protocols:** Dedicated to managing psychosocial risks, aimed at preventing stress and safeguarding mental health in the workplace.
- **Sports and health initiatives:** In 2025, we opened a gym in the corporate headquarters for all our employees.

OUR EXTENDED TEAM

DEALERS AND ATTENDANTS: LEADERSHIP AND EXCELLENCE IN OPERATIONS.

Our 90-year history would be incomplete without our dealers and their attendants. They are the public face of the Company and the ones who bring Copec's strategy and values to life for every customer. As strategic partners, they ensure service excellence, operational efficiency, and business continuity, the cornerstones of our value proposition.

Being a Copec dealer means managing the station, leading teams, and serving as an ambassador for quality in every service and every liter of fuel dispensed. Their role has been, and will continue to be, essential in navigating a competitive and ever-changing environment, where adaptability and the pursuit of new opportunities are key to maintaining our leadership.

Furthermore, the 11,699 attendants across Chile are a vital link that turns our strategy into a memorable experience. They represent the heart of our service, and in every interaction with a customer, they bring our culture and purpose to life on site. As our front-line, their work goes beyond simply providing fuel; they offer trust, assistance, and a personal touch to the million Chileans who visit our stations every day.

As of the end of 2025, we recorded 569 dealers and 99 Arcoprime managers running a total of 701 service stations. Through the Service Station Network Management, we maintain close ties and a long-term perspective, managing each dealer's business cycle through support programs and commercial goals that drive our shared success.

Operating our stations

569
DEALERS.

99
ARCOPRIME MANAGERS.

2025 Dealers Conference: Innovation Across the Network

In a highly competitive and rapidly changing environment, the 2025 Dealers Congress consolidated its position as a key virtual platform for aligning the network's vision and reinforcing its role, particularly in light of the Company's anniversary.

The event reached a peak viewership of 923 attendees, with satisfaction scores that validate the format: an overall rating of 6.6 and a 6.5 on the platform. Participation was widespread nationwide, with 90% in the Southern Zone, 88% in the Central-Northern Zone, and 76% in the Metropolitan Region. The event helped strengthen connections within the network and foster a more agile response to market challenges.

Copec Academy: training across the network

Today, in the face of the challenges posed by an ever-evolving industry, our teams of dealers and attendants are preparing to lead the transition toward new forms of mobility and digital services. Through ongoing training, we foster their professional and personal development, recognizing that their well-being and training are the cornerstones that ensure the sustainability of our operations.

The Copec Academy has established itself as a key hub for the comprehensive development of those who are part of our Network, serving as a driving force that not only strengthens professional skills but also improves the quality of life for individuals and their families. In 2025, we will continue to focus on two key areas of action:

C7-1

1. Training for on-the-job performance:

We seek to strengthen and update the skills of those working at service stations, contributing to the sustainable development of the business and to an excellent, safe and efficient operation. During the period, more than 13,000 people were trained, covering 100% of the service station network, with an average of six courses completed per person, through a selection of 31 courses related to business administration and management, environment and safety, customer service, people management, soft skills, leadership, community, and sales.

Training for on-the-job performance

13,040
PEOPLE TRAINED.

100%
SERVICE STATION COVERAGE.

2. Training for well-being:

We support comprehensive development by acknowledging and nurturing the talent within our network, ensuring the commitment and satisfaction of those who bring our vision to life through service and operational excellence. Through complementary and optional training programs, we aim to contribute to the sustainability of our business, extending these benefits to service station employees, their families, and the communities where we currently operate. We have achieved a historic milestone, increasing network coverage from 22% to 87% between 2024 and 2025.

C7-2

- **Jobs for Entrepreneurs**

  We promote well-being and family and community development through practical courses in fields such as Healthy Baking, Asian Cuisine, and English for Tourism. These initiatives, which received applications from 931 family members of workers and communities, aim to provide life skills, thereby positively impacting social valuation.

- **Education leveling and support**

  We remained committed to formal education by promoting education leveling programs for adults and educational support. These initiatives enabled 213 students to actively participate in educational programs, reinforcing the idea that the Academy serves as a bridge to new opportunities for personal growth.

- **Supplementary courses for workplace well-being**

  We implemented a curriculum of elective courses ranging from Basic Automotive Mechanics to Health and First Aid. We managed to have 599 service stations had at least one participant in these programs, strengthening the teams' preparedness to face different daily challenges.

- **Consolidation of the Comprehensive Telemedicine Program**

  As part of the benefits provided by the Academy to improve quality of life, the Comprehensive Telemedicine service reached 1,516 users. This milestone reflects our commitment to prioritizing the health of our service staff and their families by providing fast and professional access to digital healthcare.

Training for well-being

28
COURSES.

5,307
SERVICE STATION WORKERS WHO APPLIED.

599
SERVICE STATIONS THAT HAD AT LEAST ONE PARTICIPANT IN DEVELOPMENT TRAINING PROGRAMS.

3,610
STUDENTS.

SUPPLIERS

NCG 519 5.9, 7.1

Our suppliers are key strategic partners in ensuring the continuity of Copec's operations and delivering on our value proposition to our customers. We currently have a network of 4,197 service and supply providers, with whom we maintain a relationship based on transparency, efficiency, and mutual growth.

Through the Procurement and Contracts Division, we manage these relationships under strict standards of integrity, ensuring that our supply chain aligns with the culture of excellence and the values that have set us apart for 90 years. Procurement processes are governed by formal bidding and quotation procedures, supervised by an Award Committee that evaluates, among other aspects, the financial proposal, the supplier's technical capacity, its financial solvency, and compliance with regulations and crime prevention standards.

In accordance with our Payment Policy established by the CFO, we pay our suppliers within 30 calendar days following the reception and approval of the invoice by Copec. We also understand the varying circumstances, which is why, for our SME suppliers, we have committed to paying within 15 days, and within seven days for fees or suppliers exclusive to Copec. This year, we achieved an average total payment period of 24 days and 12.5 days for SMEs.

We have

4,197 SUPPLIERS.

71% SMEs.

Supplier Code of Ethics

We incorporate ESG factors into our relationships with suppliers through the Supplier Code of Ethics, launched in 2025 and publicly available on our corporate website, which establishes a mandatory minimum standard of compliance. This document, approved by Copec's Board of Directors and overseen by the chief executive officer, defines principles and guidelines applicable to all suppliers and is part of the contractual obligations governing our business relationship. Adherence to this code is formalized through due diligence processes and contractual clauses that establish suppliers' and their subcontractors' awareness of and compliance with the code.

Development of our suppliers

C7-4, C7-5, C7-6

At Copec, we promote Compromiso Pyme as an initiative aimed at developing and strengthening our SME suppliers, who together account for 71% of our total suppliers, by providing some of them with tools and training that enable them to improve their performance and grow alongside the Company. Through this program, we assist suppliers in implementing corrective and improvement actions, through remote and on-site support, promoting more robust and sustainable management standards.

In 2025, seven companies participated, bringing the cumulative total of SME suppliers enrolled in the program to 23, and strengthening their management and performance capabilities, while fostering a long-term relationship based on continuous improvement and compliance with Copec's standards.

In addition, this year we once again conducted the Supplier Sustainability Survey, a tool that will allow us to gather key information on environmental, social, and governance (ESG) practices within our value chain. Through this questionnaire, we are able to assess the current state of sustainability management among our strategic partners, identify opportunities for mutual improvement, and guide future support and capacity-building initiatives in ESG, moving forward together toward increasingly rigorous sustainability standards.

Supplier evaluation

NCG 519 7.2

Supplier evaluation is a key component in ensuring that our business relationships align with our operational and sustainability standards. To this end, we have a Supplier Evaluation Policy and Procedure that guides the review of the performance of those who provide materials, supplies, and services, taking into account both their technical capabilities and their contribution to meeting our quality, safety, and operational excellence objectives.

In 2025, this process was applied to 112 suppliers by the Company's internal teams, including assessments conducted by the responsible buyer, the service or supply user, and internal supplier management specialists, based on a comprehensive approach that incorporates variables such as operational performance, compliance, financial soundness, and commercial terms, allowing us to compare our suppliers' progress on ESG matters and identify gaps and opportunities for improvement. Of all the suppliers evaluated, none required a corrective action plan, as all met the threshold.

Supplier indicators

NCG 519 7.1.i, 7.1.ii, 7.1.iv

CATEGORIES	2025	2024	2023	2022
Total number of suppliers.	4,197	4,149	4,358	4,313
MMUS$ paid over the year to total suppliers.	10,254	10,346	11,469	13,159
Average days to pay suppliers.	24	23	23	23
Number of domestic suppliers.	4,004	3,952	4,159	4,132
Percentage of domestic suppliers.	96%	95%	95%	96%
MMUS$ paid to domestic suppliers Over the year.	6,150	6,286	6,457	7,408
Annual percentage paid to domestic suppliers.	60%	61%	56%	56%
Number of SME suppliers.	2,987	2,930	3,433	2,019
Percentage of SME suppliers.	71%	71%	79%	47%
MMUS$ paid to SME suppliers over the year.	389	330	588	198
Annual percentage paid to SME suppliers.	4%	3%	5%	2%
Average days to pay SME suppliers.	12.5	14	19	12

CARRIERS

Our transport fleet is a key partner in ensuring the country's mobility, operating under safety and logistical efficiency standards. We currently have a fleet of 1,101 trucks operated by a network of 58 carriers and 1,955 drivers, with whom we maintain a close relationship based on trust and operational excellence. Together with them, we guarantee reliable supply throughout Chile via land, ocean, and rail, working collaboratively to meet business objectives and strengthen the growth of each of our partners on the road. During the year, our fleet reached a total of 96,605,391 kilometers traveled, ensuring the continuity of the national power supply. This figure is equivalent to traveling the length of Chile, from Arica to Cabo de Hornos, more than 22,000 times.

Through our Transportation unit, we manage the workflow with these companies, promoting safety programs and continuous improvement. We understand that their work is essential to conveying our values on every trip, which is why we focus on strengthening our on-the-ground presence and leveraging technological tools that enable safer and more connected operations.

Strengthening the supply chain:
Following an analysis of the results of our 2024 transportation provider survey, we conducted an in-depth assessment focused on this segment. Based on this analysis, we established a strategic partnership with the Sercotec Maipú Business Center to support the development of our local logistics partners. This pilot program, designed to strengthen our SME carriers in the municipality, began implementation with three companies during the second half of 2025, with completion expected for 2026.

Technological innovation for drivers:
We have implemented new tools designed to strengthen control over field operations. Among latest developments, the new version of the RCO app stands out, as it integrates drivers with our IT systems from the start of their shift. This platform now considers a mandatory pre-trip technical inspection of the vehicle, an assessment of the driver's physical condition, and a cognitive test. These measures allow us to accurately gauge alertness levels and prevent fatigue-related incidents before the shift begins. Additionally, we have optimized the Comprehensive Transportation Management (GTI for its acronym in Spanish) platform to streamline operational processes and improve fleet traceability.

Safety and a Culture of Prevention:
We held the 5th Annual Safety Conference for Carriers, attracting more than 100 industry professionals from across the country. This event strengthened the strategic alignment with our operational safety cornerstones.

Sustainability and outreach:
In 2025, we consolidated our participation in Giro Limpio program, promoting specialized training programs for drivers. We launched pilot projects to measure our carbon footprint and incorporated hybrid trucks, strengthening our CO^2 management strategy.



CONTRACTORS

NCG 5.9

Our contractors are a vital extension of our operational and technical capabilities, enabling us to carry out infrastructure and maintenance projects with the highest industry standards. We currently work with 137 contractors, which together employ a team of 8,208 workers who perform critical tasks at our facilities and service stations throughout the country. The management of this ecosystem is based on a culture of shared responsibility, where safety, ethics, and excellence in execution are non-negotiable cornerstones for ensuring the sustainability of our business.

To uphold these principles, we have a policy and regulatory framework that guides the selection and oversight of contractors, establishing clear standards regarding labor, social security, safety, and ethical conduct, applicable to the entire subcontracting chain.

This relationship goes beyond simply providing a service: through monthly verification processes, audits, training, and ongoing monitoring, we strive to ensure that every person who works for Copec does so in a safe and formal environment under conditions that promote their well-being.

137

contractors.

8,208

contractors' workers.

LUBRICANT DISTRIBUTORS

Our network of lubricant distributors is a cornerstone of our efforts to ensure the availability of our products across different industrial and consumer sectors throughout the country. In 2025, we strengthened our ties with our 16 exclusive distributors and a team of more than 200 collaborators, achieving nationwide coverage from Arica to Punta Arenas and serving more than 5,000 customers in the resale channel and more than 7,000 in the industrial segment. This model combines technical excellence, specialized consulting, and high operational standards, enabling us to deliver high-performance lubrication solutions to key industries such as mining, transportation, construction, and forestry.

In line with our focus on operational excellence, we are driving a transformation of the network's commercial and logistics model, optimizing the supply chain and ensuring that 85% of total volume is shipped directly from our Quintero plant to our distributors' warehouses, upgrading distribution centers and improving efficiency and delivery times.

This year also marked a historic milestone with the global relaunch of the Esso brand after more than a decade off the market. ExxonMobil placed its trust in our management, making Chile the first country in the world to revive this brand under a dual-brand model. This strategy positions Mobil™ in the premium segment and Esso as a highly trusted alternative in the most competitive segments, consolidating our value proposition and strengthening our position in the industry.

We also reinforced our regional position by renewing our strategic alliance with Gildemeister, alongside brands such as Hyundai, in a coordinated effort between Copec and Terpel that represented one of our first joint transnational bids, which reaffirms our ability to operate with an integrated regional vision.

05

CARE FOR THE PLANET

90 years for the future of new generations

As we celebrate nine decades of history, at Copec we reaffirm our commitment to the environment, recognizing that our Company's success is meaningful only if it ensures a sustainable future. Our environmental management goes beyond day-to-day operations to become a strategic cornerstone dedicated to protecting and conserving the ecosystems that sustain us.

With our sights set on the future, we are working today to ensure that future generations inherit a world where progress and respect for nature go hand in hand.

CHAPTER 5

Care for the planet

At Copec, we view caring for the planet as a central axis of our Sustainability Strategy.

We are committed to actively contributing to the energy transition and environmental regeneration, understanding that sustainable development requires transforming the way we produce, operate, and create value.

This commitment is reflected in an approach that integrates operational excellence, environmental responsibility, and a forward-looking vision aimed at building a more resilient, low-carbon economy. We are driving the energy transition by developing new businesses based on clean energies and innovative solutions, moving steadily and consistently toward a carbon-neutral economy, as set forth in our Climate Change Statement and, starting in 2025, our new Environmental Policy.

We pursue this path by balancing economic performance with the value we bring to society, minimizing the environmental impact of our processes, and promoting increasingly efficient resource management.

ENVIRONMENTAL GOVERNANCE

In light of the effects of climate change, at Copec we strive to be an active part of the solution. We have established a robust Environmental Governance to address the environmental challenges of this century. This roadmap guides our strategic decisions and drives us to lead the transition toward clean energy and environmental restoration, structuring our efforts around three fundamental axes:



To make steady progress, we have set clear, specific, and measurable goals:

- **Mitigation and adaptation:** We are committed to achieving carbon neutrality for Scopes 1 and 2 by 2030. Furthermore, our goal for 2050 is for EBITDA from non-fuel businesses to be as significant as EBITDA from fuel businesses.
- **Circular economy:** Our goal is to become a zero-waste operation by 2029 at our service stations, retail stores, and plants.
- **Water Management:** We set out to reduce our net water consumption by 30% by 2025 compared to the 2021 baseline, a goal we achieved during this period through initiatives focused on reduction, reuse, and replenishment.
- **Biodiversity:** We are committed to achieve a net positive impact by 2039 and, by 2034, promote the protection and care of 39 high-value ecosystems near our operations.

These goals are endorsed by the Board of Directors and Senior Management and are managed by different departments within the Company under the leadership and support of the Climate Change Projects department, which currently reports to the Sustainability Division within the Corporate Affairs Department, which in turn reports directly to the CEO. In addition, we have a Sustainability Committee that coordinates cross-functional engagement through the organization. This body, led by the CEO, meets quarterly with the different heads of departments to monitor progress on the Sustainability Strategy and the implementation of the Sustainability Policy (2024).

ENVIRONMENTAL MANAGEMENT SYSTEM

Our work is guided by a set of robust corporate policies, including the Quality, Occupational Health and Safety and Environmental Policy (2018) and the Environmental Policy published in 2025, in which we commit to protecting the planet and its resources, respecting the natural environment, and integrating sustainability into all our operations. Based on these guidelines, we work systematically to identify, mitigate, offset, and remedy the environmental impacts resulting from our activities, promoting continuous improvement in our environmental performance, in line with our long-term purpose and vision.

In addition, we have an Environmental Management System (EMS) certified under ISO 14001 for environmental management, ISO 9001 for quality management, and ISO 45001 for occupational health and safety. These certifications cover 87% of revenue from operations in Chile and 92% of the Company's total revenue*.

ENVIRONMENTAL INVESTMENT

C13-1

Whether to comply with current legislation or to move forward with our climate commitments, we invest in environmental projects, assets, and initiatives. During the period, we invested more than $5.921 billion pesos toward this end. Notable among our investments are $659 million for wetland conservation, $573 million for biodiversity projects, and $201 million for the conversion into low-water-use gardens.

In addition, in 2025 we carried out our investment plan, improving the proper storage of our hazardous waste and strengthening our operational emergency protocols, thereby ensuring strict control and compliance with current environmental regulations.

*Includes Terpel certifications.

Copec S.A. environmental certifications

NAME OF CERTIFICATION	SCOPE	CERTIFYING BODY	VALIDITY
ISO 9001 - ISO 14001 - ISO 45001	Fuel transportation, from loading at the Concón Plant to delivery at Arauco mills located in Horcones, MAPA, Valdivia, Nueva Aldea, and Constitución.	Lloyds Register	07-23-2026
ISO 9001 - ISO 14001 - ISO 45001	Storage and distribution of fuels and lubricants at mining facilities. This applies to each mining deposit according to the annex to this certificate and to the North Zone office.	Lloyds Register	12-16-2027
ISO 50001	Activities and operations carried out at the Maipú, TPI Quintero, and Lubricantes Quintero plants, as well as at their corporate offices in Santiago.	Aenor	09-14-2025
ISO 9001 - ISO 14001 - ISO 45001	Sale, purchase, and delivery of marine fuels to vessels that require it at ports along the national coastline, by tankers, pipelines, or trucks.	ABS Quality	01-10-2026
ISO 17025	Quality Control Laboratory specified in the certificate, Quintero.	ANAB - ANSI	03-10-2026
ISO 17025	Fuel Laboratory specified on the certificate, Maipú, Santiago.	ANAB - ANSI	03-31-2026
ISO 9001	Receipt of raw materials and supplies, production, packaging, shipping, and distribution control of Bluemax for domestic customers.	Bureau Veritas	09-13-2026
Giro Limpio	Energy efficiency in transportation.	Agencia de Sostenibilidad Energética	May-26
Huella Chile	Corporate Carbon Footprint Quantification under ISO 14064 guidelines.	Ministerio del Medio Ambiente	Oct-26
ECOVADIS	Global sustainability and CSR rating platform to evaluate supplier performance.	ECOVADIS	Sept-26
I-REC (International Renewable Energy Certificates)	International Renewable Energy Certificate to track and verify the clean origin of energy consumption.	Copec Flux	Dic-26
ISO 9001	Production of lubricating oils and greases at the Quintero Plant, covering planning, procurement, operations, laboratory, maintenance, storage, receiving, and shipping processes.	Bureau Veritas	03-09-2028
TOP TIER™+	Quality standard for gasoline—93, 95, and 97 octane—and diesel	TOP TIER™+	Dic-26

MITIGATION AND ADAPTATION

Since the launch of our Climate Change Statement in 2021, Copec has taken an active role in the energy transition. This strategic approach allows us to evolve as providers of comprehensive solutions, increasing the share of renewable energy sources and strengthening the electromobility infrastructure, always with a firm commitment to protecting the environment and adapting to the transformations our planet requires.

Our climate roadmap is structured around two complementary priority axes: first, integrating climate resilience into our operations by strengthening our internal management of the risks and challenges associated with climate change; and second, providing strategic support to our clients as they transition to a low-carbon energy matrix.

As part of our efforts to strengthen our internal management, we conduct an annual assessment of our carbon footprint in accordance with the ISO 14064-1:2018 standard, using an operational control approach to consolidate the data.

Using this methodology and based on the defined framework, the measurement of our carbon footprint is structured around the following scopes:

Scope 1

(DIRECT EMISSIONS)

This includes fuel consumption by generator sets, natural gas boilers, and the company's own vehicle fleet, which consists of trucks, vans, and ships. It also includes emissions from outsourced trucks used to transport fuel that operate under exclusive service agreements with the company, in accordance with IPIECA guidelines.

Scope 2

(INDIRECT EMISSIONS FROM ENERGY)

This covers the total electricity consumption of our network, including service stations, convenience stores, production and storage facilities, distribution centers, and administrative offices.

Scope 3

(OTHER INDIRECT EMISSIONS)

Considers the impact on the value chain, specifically in the processing of products sold, activities related to energy and fuel, transportation and upstream distribution, operational waste management, and business travel.

DECARBONIZATION AND CARBON NEUTRALITY

This year, we made significant progress in our decarbonization strategy, directly reducing 29,463 tCO_2e and offsetting an additional 9,171 tCO_2e, which amounts to a total reduction of approximately 22.8% of our Scope 1 and 2 emissions compared to the 2022 baseline (169,251 tCO_2e).

This result was made possible by a comprehensive energy management strategy that, by 2025, enabled us to offset 100% of our Scope 2 emissions associated with electricity consumption through renewable energy supply contracts and I-REC certificates. This was complemented by efficiency measures and self-generation initiatives, with the installation of energy-efficient climate control systems in 94 Pronto Copec stores standing out, resulting in an estimated annual saving of 4,130 MWh. At the same time, we made progress in reducing Scope 1 emissions through investments in fuel efficiency, including smart climate control, optimized tire inflation, and the use of additives that improve engine performance.

WE NEUTRALIZE

100%

of our Scope 2 emissions.

Innovation for emissions reduction

In 2025, we launched a pilot project for the distribution of lubricants with the aim of reducing emissions from the transportation of our products. This is how we introduced the first battery-powered hybrid truck, which made several trips, notably a route from the Lubricants Plant to mining sites in Calama. This model has demonstrated an average reduction of 16.5% in fuel consumption.

In addition, we consolidated our participation in Giro Limpio and developed pilot projects to measure the carbon footprint and create decarbonization roadmaps for the fleet, while also implementing a logistics planning and driving monitoring model designed to improve operational efficiency. Finally, we evaluated new energy efficiency measures for the fleet and facilities, which are scheduled for implementation in 2026.

REDUCING CUSTOMERS' CARBON FOOTPRINT

Our strategy goes beyond internal corporate goals to focus on a collaborative objective: to facilitate and promote our customers' decarbonization through innovation and the provision of sustainable services. We drive the commercialization and distribution of renewable energy, providing energy solutions designed to accompany users in their transition to models with a lower impact. By offering these mitigation and offset alternatives, we not only strengthen our value proposition but also directly contribute to reducing the national carbon footprint.

Partnership between Blue Express Copec, Kubi, and Metro de Santiago

In 2025, we consolidated a last-mile logistics model based on smart lockers and pickup points (PUDOs) at Santiago Metro stations, an alternative that reduces CO_2e emissions by up to 60% compared to home delivery. This solution allows us to centralize deliveries and optimize routes, avoiding the environmental impacts of failed delivery attempts at homes. By 2026, the goal is to expand to 100 Metro stations.

Significant reduction in the carbon footprint of industrial customers

Through Copec EMOAC, we have driven tangible progress in the decarbonization of industrial customers through electrification, energy efficiency, and sustainability solutions.

Compensa tu Huella Program

This is a voluntary initiative integrated into the Copec App that allows users to offset the environmental impact of their fuel consumption. Through a collaborative "1+1" model, our Company covers 50% of the offset cost for each refueling, while the customer contributes the remaining 50%. This joint effort aims to offset Scope 3 emissions, allowing people to actively participate in climate action by funding renewable energy projects in Chile. Thanks to this shared commitment, a total of 44,117 tCO_2e was offset in 2025.

Energy transition at the service of people

At Copec, we are taking tangible steps to reduce the carbon footprint of our individual customers. With Bluemax, we reduce NOx emissions from our light-duty vehicle customers; at the same time, we facilitate the adoption of electric vehicles nationwide through more than 4,000 Copec Voltex charging stations, and we help replace diesel fleets with 100% electric buses in several cities through the development of electro-terminals. In addition, the renewable energy generated by Copec Flux enables households and residential customers to access solar solutions that directly reduce their emissions associated with electricity consumption.

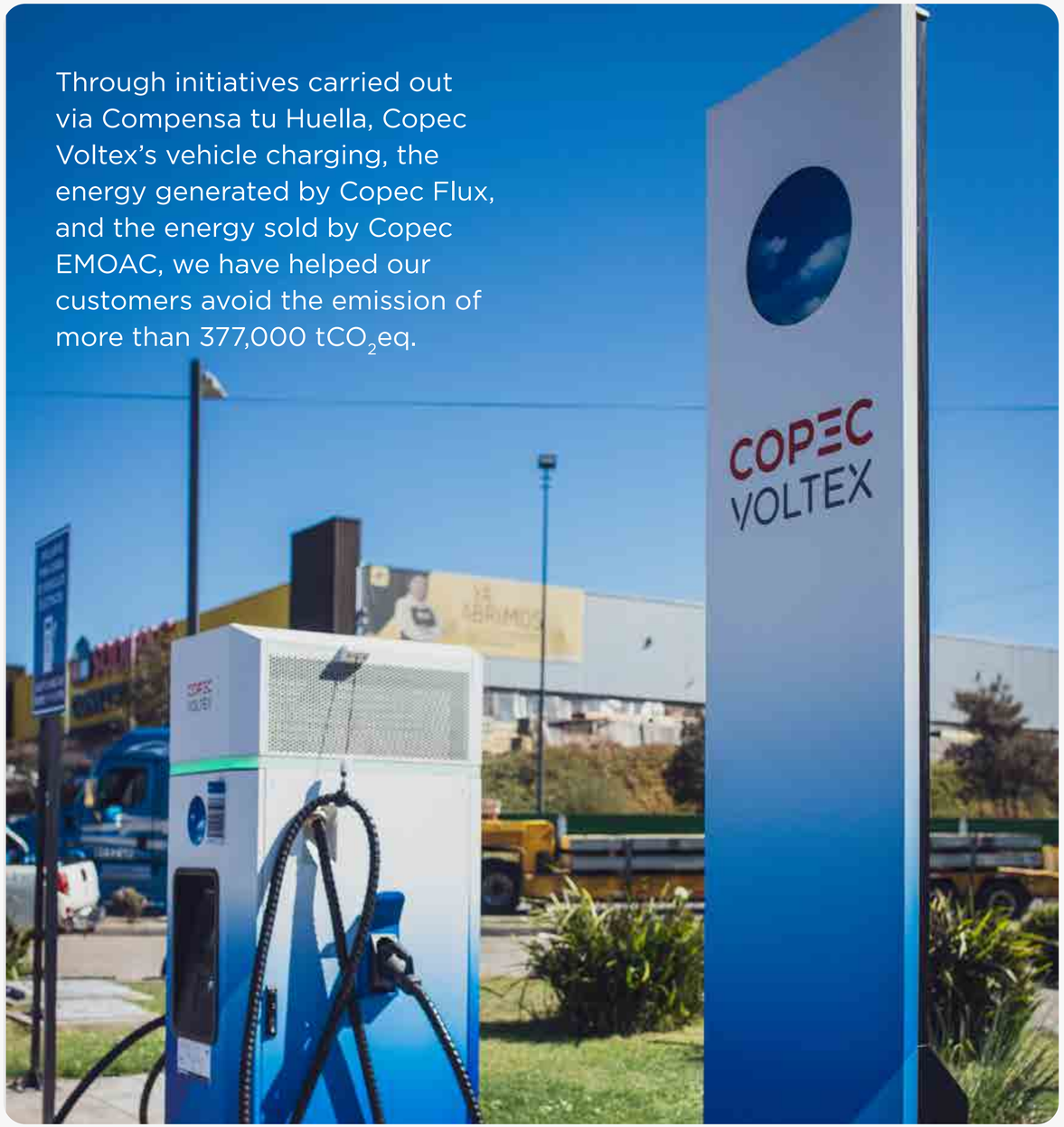

Through initiatives carried out via Compensa tu Huella, Copec Voltex's vehicle charging, the energy generated by Copec Flux, and the energy sold by Copec EMOAC, we have helped our customers avoid the emission of more than 377,000 tCO_2eq.

	2025	2024
tCO_2e EMISSIONS		
Footprint Scope 1 and Scope 2 Copec (Market Based)	141,323	169,801
AVOIDED AND OFFSET EMISSIONS AT OUR CUSTOMERS tCO_2e		
Avoided emissions from energy sold by Copec EMOAC	266,219	140,268
"Compensa tu Huella" Offset	44,117	47,826
Avoided emissions from Copec Voltex vehicle charging	19,367	28,832
Avoided emissions from energy generated by Copec Flux (ESCO and PMGD)	47,414	19,676

ENERGY

C1-1

At Copec, our commitment to the energy transition is reflected in our active leadership in diversifying the country's energy matrix, moving from traditional distribution toward strategic management of renewable energy.

At the corporate level, we combine operational efficiency with innovation in low-carbon products and services. This approach is underpinned by our Energy Policy and an Energy Management System (EMS) which, after three years in operation, is currently undergoing recertification at strategic facilities such as the Lubricants Plant, the Maipú Plant, the TPI Plant, and the Isidora Building. This framework allows us to conduct data-driven energy audits to identify areas of significant energy use and implement action plans with quantified and measurable energy-saving targets.

All of this technical infrastructure is complemented by ongoing training for our operators and employees in the efficient use of energy, as well as continuous investment in new energy solutions, thereby fostering an organizational culture focused on sustainability.

Energy management programs

At Copec, energy management is a cornerstone of our operational excellence. Under the ISO 50001 certification, we conduct regular audits and systematically monitor key performance indicators, which enable us to identify opportunities for continuous improvement and optimize energy consumption in line with our Energy Policy.

As part of our efforts to achieve our 2030 goal of becoming carbon neutral, we continuously monitor the energy consumption of our assets and define specific minimum targets for each plant, based on the opportunities identified. To make progress toward these goals, we have invested in advanced and innovative technological solutions. A notable example is our Lubricants Plant, which has implemented new solutions that incorporate robotics and automation to minimize idle consumption, complemented by real-time monitoring systems and ongoing training for our teams.

Outstanding energy management at our subsidiary Blue Express Copec:
In 2025, Blue Express Copec received the IMELSA ENERGÍA 100% Renewable Seal, a certification confirming that all the electricity consumed by its Santiago hub in 2024 came from renewable sources (wind, geothermal, solar, and hydroelectric). This milestone, validated through an independent verification conducted by Forvis Mazars, confirms the traceability of 3,982 MWh/year, which prevented the emission of 804.76 tCO_2e. This certification confirms the proper implementation of the Company's energy model and consolidates as a concrete step forward in its energy management and commitment to reducing environmental impact.

Thanks to our partnership with startup Flair, in 2025 we achieved a significant milestone by implementing a smart energy management system that optimizes climate control, ventilation, and cold storage systems in real time across the 93 largest Pronto Copec stores, resulting in a reduction of up to 50% in the electricity consumption of air conditioning equipment. At the same time, we are driving the transformation of our facilities through projects to replace lighting fixtures and install variable-frequency drives. All these actions are subject to rigorous monitoring before and after implementation to validate the effectiveness of the measures taken.

In addition to the savings at Pronto Copec stores, Copec has achieved 100% renewable electricity supply at our facilities through a clean energy contract for 46,132 MWh, the purchase of I-RECs through Copec Flux for 76,297 MWh, and the installation of solar panels at service stations.

CIRCULAR ECONOMY

At Copec, the circular economy is a cornerstone of our sustainability strategy, aimed at transforming traditional waste and materials management into a value cycle that minimizes our environmental impact. As part of our commitment to achieving the goal of Zero Waste by 2029, we have evolved from regulatory compliance to proactive management that encompasses all our operations: from storage and lubricant facilities to service stations and our Pronto Copec stores.

In 2025, we defined our roadmap based on four key axes of action:

1

MINIMIZING PACKAGING:

Turning our waste into new products.

2

RECYCLABLE MATERIAL RECOVERY SYSTEMS:

Strengthening waste separation at the source throughout our network.

3

ORGANIC WASTE RECYCLING:

Implementing solutions for the treatment of food and organic waste, such as pruning.

4

INNOVATION AND REDESIGN:

Applying eco-design criteria, investment, and innovation to reduce waste generation at the source.

ZERO WASTE BY 2029

Our Zero Waste Policy establishes our commitment to moving toward responsible and circular waste management across all our operations*, integrating the value chain as a strategic partner. This approach is based on reducing waste at the source, recovering materials, and promoting circular economy practices, supported by ongoing training for our teams and a monitoring and traceability system based on performance indicators and regulatory compliance.

Leadership in the circular economy with TRUE certification

In 2025, we reached a significant milestone: the first facility in Chile to earn TRUE (Total Resource Use and Efficiency) Silver certification for the service station and Pronto Copec store in Pedro Fontova. This distinction, which meets the highest international standards, is awarded by Green Business Certification Inc. (GBCI).

This standard recognizes facilities that implement comprehensive waste management based on circular economy principles, requiring, among other criteria, that they demonstrate a sustained diversion of at least 90% of waste from landfills for one year, along with traceability, supporting documentation, and continuous improvement.

For 12 consecutive months, Pedro Fontova achieved a 91.4% diversion rate, exceeding the required threshold and positioning itself as a benchmark in advanced non-hazardous waste management within our network, in line with our Zero Waste by 2029 goal.

*Includes all non-hazardous solid waste generated during operations, including food loss and waste.



PRONTO COPEC ON TRACK TO ACHIEVE ZERO WASTE BY 2029

As part of our policy, Pronto Copec has committed to becoming a Zero Waste operation by 2029, with the goal of diverting more than 90% of its solid waste from landfills, in line with Copec's Climate Change Declaration (2021). This commitment involves not only rethinking processes, products, and supplier relationships, but also a profound cultural transformation within the organization. As a result, Pronto Copec has positioned itself over the course of the year as a key player and benchmark in circular economy within the industry.

By 2025, the company set a corporate goal of achieving a Diversion Rate (DR) of 38% at 93 of its company-operated stores located at service stations, exceeding the target with a result of 40.5% in December. This translated into 1,277 tonnes of recoverable waste managed accumulating 4,488 tonnes recycled to date. In addition, 20 stores, both urban and on highways, achieved a diversion rate of over 50% by the end of the year. This goal is part of the phased strategy established to increase this indicator annually, with the aim of diverting 90% of the waste generated at all Pronto Copec stores by 2029 and contributing to the fulfillment of the commitment to be a Zero Waste company.

During the same period, the recyclable waste management model was strengthened in 93 company-owned stores, optimizing the supplier network based on traceability and efficiency criteria. The strategic partners Rembre and Ecofibra/Ambipar were joined by Recichile and a partnership with CMPC at nine stores in the Metropolitan Region, successfully transforming 11 tonnes of cardboard into raw material for new packaging. Thanks to operational and financial efficiency in waste management, the network ended the year managing 754 tonnes of recyclable waste, accumulating a record 2,364 tonnes of this waste recycled.

In addition, the subsidiary expanded its industrially compostable organic waste management model to 73 stores through partnerships with Armony Sustainable and Recichile, as well as F4F. In total, 274 tonnes of organic waste were managed during the year, bringing the cumulative total of recovered waste to 690 tonnes.

It also continued to manage the cooking oil collected from store kitchens in partnership with Rendering, so it could be reused as an input for biodiesel. In 2025, the company managed 219 tonnes, bringing the total to 1,674 tonnes since the partnership began 15 years ago.

Finally, it participated in the third edition of the Practical Document on Circular Business Management, an initiative launched by the Circular Territory Program, SOFOFA Hub, and Corfo, promoting best practices in circular economy and strategic partnerships.

By December, Pronto Copec achieved a Diversion Rate of 40.5%, exceeding the 38% target at 93 of its company-operated stores.

Commitment to reducing food loss and waste

Hand in hand with Pronto Copec, we have established a comprehensive management model to mitigate the environmental impact of our food operations, focusing on product recovery and operational efficiency.

Our food donation and rescue strategy has been possible through our collaboration with Red de Alimentos, an organization that works every day toward a Chile Without Hunger and has been a key strategic partner in the design and implementation of this initiative. Through this alliance, we rescue food products suitable for human consumption from the 103 participating Pronto Copec stores and distribute them to those who need them most. These products have been distributed to more than 350 social organizations across the country through Red Virtual, a digital platform that ensures efficiency and traceability in every delivery.

To ensure rigorous oversight, Pronto Copec uses a system of weekly and monthly reports provided by Red de Alimentos, which enables the company to track performance and identify opportunities for improvement. This approach allows us to implement measures aimed at achieving tangible reductions throughout the value chain.

Pronto Copec's Zero Waste approach goes beyond recycling, promoting a paradigm shift focused on redesigning systems across 48 stores and repurposing food losses, food waste, and other products. Among its initiatives, the partnership with Food for Future (F4F) and Huevos La Castellana stands out, enabling the recovery of organic food waste through the production of high-quality, nutrient- and protein-rich meal for animal feed, closing a production cycle that returns in the form of eggs to be incorporated into our culinary offerings. This project, called "More Circular Eggs," was awarded First Place in the 2025 Zero Waste Awards, presented by Ecológica, in the "Marketing or Post-Consumption" category, and has enabled the recovery of more than 244 tonnes of organic waste, preventing the emission of approximately 291 tonnes of CO_2e.

48

stores.

244

tonnes of organic waste recycled.

1MM

kg of CO_2e avoided.

Pronto Copec and its commitment to packaging

Committed to more responsible consumption, 100% of the packaging placed on the market by Pronto Copec is made from recyclable and/or industrially compostable materials, representing a significant milestone in the transformation of its operations. This progress is the result of sustained investment in innovation and development, focused on redesigning materials and processes.

To ensure that these containers are effectively reintegrated into the value chain, Pronto Copec maintains strategic partnerships with specialized waste management companies that facilitate their collection, sorting, and recycling. This approach is reinforced through the Zero Waste Stores model, which promotes high recovery standards, along with strict compliance with the REP Law, the RETC, and applicable sector-specific systems.

In addition, Pronto Copec promotes reuse programs aimed at changing consumer habits and extending the useful life of materials, such as encouraging the use of its reusable cups for hot beverages through incentives and discounts.

WASTE MANAGEMENT

Our Zero Waste strategy is based on data-driven management, working with authorized suppliers who ensure proper sorting, recycling, and traceability, backed by certificates of final disposal or recycling. This model is reinforced by audits and waste characterization at service stations and stores, as well as monitoring platforms that identify volumes, waste types, and opportunities for improvement to reduce landfill disposal.

At our storage facilities, distribution centers, and production plants, we use the Recylink platform to manage traceability in collaboration with authorized operators; this tool was first implemented as a pilot project at Pronto Copec in 2025. At the same time, we are fostering a cultural shift through campaigns and training initiatives to integrate sustainability into all our operations.

With a forward-looking vision and a firm commitment to operational excellence, in 2025 we joined as founding members of SIGALU, the first Collective Management System for compliance with the REP Law regarding used lubricating oils. This milestone, currently undergoing validation by environmental and antitrust authorities, allows us to stay ahead of the 2027 collection targets. Through this initiative, we guarantee our customers a smooth transition to the new legal standards, consolidating our position as leaders in compliance and environmental responsibility.

Programs at plants and service stations

At Copec, we have launched initiatives that address not only waste treatment and recovery but also the improvement of operational processes, the involvement of key stakeholders in the value chain, and the allocation of resources to innovative solutions aimed at reducing waste generation.

As part of our continuous improvement, the Lubricants Plant has increased waste recovery to 80.9%. We have also implemented a pilot program to optimize material usage at plants and service stations, aimed at reducing material consumption and waste generation. In this context, the transition to bio soluble toilet paper using efficient cutting technology reduced consumption of this supply by approximately 30% at participating facilities.

Under the same approach, we launched "Cartonatón," a reverse logistics system that uses the company's own fleet to collect cardboard from our network of service stations and transport it to the Maipú Distribution Center. This initiative enabled us to recover more than 18 tonnes of cardboard in the last three months of the year alone.

Regarding organic waste, we would like to highlight the implementation of a vermicomposting system in Maipú, which enables the efficient recovery and treatment of organic waste generated by the operation, reinforcing our commitment to the development and implementation of innovative solutions in environmental management.

Along these lines, in 2025 we launched an R&D pilot project in Maipú to implement a biodigester designed to recover organic waste from the cafeteria and pruning activities using microorganisms in an oxygen-free environment, managing to produce biogas. In addition, at the Lubricants Plant, we have implemented turbo-composting technology, an accelerated process that transforms waste into pre-compost within 24 to 36 hours, significantly reducing the time required compared to natural processes, which can take several weeks.

Through this initiative, we aim to turn waste into resources, reduce the amount of waste sent to landfills, and move forward with circular solutions that combine operational efficiency, technological innovation, and the mitigation of environmental impacts.

Launch of containers made from recycled plastic:

In 2025, we received national recognition for the redesign of our 5-, 10-, and 20-liter fuel containers, which now contain between 20% and 25% post-consumer recycled (PCR) plastic. This eco-design milestone, developed through a strategic partnership with Wenco, allows us to reduce the amount of virgin material entering the market and give a second life to plastics that previously ended up in landfills. In addition, the redesigned container has obtained SEC certification, ensuring it meets safety standards just like all Copec containers. In this way, we are making progress in the incorporation of circularity criteria into our products, promoting a more efficient use of resources throughout their life cycle.

Waste management milestones at our subsidiaries

This year, our subsidiary Vía Limpia received technical and environmental approval for the project to build a new used lubricant oil regeneration plant in the municipality of Lampa. The project received unanimous approval from the Metropolitan Region's Environmental Assessment Commission, positioning itself as the largest facility of its kind in the country and a national benchmark in circular economy, with construction scheduled to begin in 2026.

In the field of logistics, Blue Express Copec strengthened its waste management by consolidating its system at its headquarters and regional offices. As a result, a landfill diversion rate of 67% was achieved through efficient coordination with Recupac, which improved source separation and traceability, ensuring compliance with environmental commitments through certified reports.

NATURE

WATER MANAGEMENT

Although our operations do not involve intensive water use, in 2022 we made a firm commitment to help address the severe water stress affecting the country. Aware that water is one of the resources most threatened by the climate crisis, we established a tangible and measurable plan: to reduce our annual water consumption by 30% by the end of 2025, using as a baseline the 1,604,211 m^3 recorded in 2021.

To achieve this goal, we implemented a cutting-edge strategy that combined direct reduction programs, water efficiency measures, and innovation initiatives designed to compensate water resources in their source basins. In December 2025, this vision became a reality: thanks to robust installed capacity at plants and service stations, we exceeded the initial target, establishing a water management model that safeguards the future of the community.

Consolidated total water management amounted to 598,277 m^3 of water*, equivalent to a net reduction of approximately 37% compared to the baseline, exceeding the initial target of 30%. This result consolidates a management model that combines operational efficiency with environmental responsibility.

This performance is the result of a comprehensive management approach that successfully integrated different water efficiency and restoration solutions, demonstrating that it is possible to decouple operational growth from the consumption of critical resources, thereby honoring our commitment to Chile's water resilience.

* Total water management includes direct reduction and groundwater recharge.

Direct reduction and water efficiency programs

SUSTAINABLE GARDENS

We consolidated a network of 90 sustainable gardens, covering a total area of 144,583 m^2 . This transformation, which replaces conventional vegetation with water-efficient species and advanced irrigation systems, results in annual water savings of 142,994 m^3.

EFFICIENCY IN VEHICLE WASHING

We optimized our car wash systems (Arco, Laser, and Self-Service) by implementing a pre-wash system to remove particles and recirculate demineralized water in the self-service car wash, reducing water usage by 74,471 m^3, and maximizing every drop used in the process.

FLOW REDUCERS IN PLUMBING FITTINGS

We installed high-efficiency water-saving devices in 94 facilities, including Pronto Copec stores and administrative offices. Following statistical analyses that demonstrated savings of up to 10%, the projected annual savings total 81,840 m^3.

MANAGEMENT OF UNUSUAL CONSUMPTION

By identifying unusual consumption patterns, we detected and repaired a critical structural leak at one of our service stations. This resulted in a verifiable annual water savings of 32,054 m^3.

INNOVATION WITH ONEKA

We are setting a precedent in innovation by signing a contract with the startup Oneka to supply desalinated water to two of our service stations in the northern regions. The project will be implemented starting in 2026 and will cover an area of 8,782 m^3.

WATER RECYCLING SYSTEM

We currently have 53 service stations equipped with wastewater treatment systems that allow us to reuse the water in our landscaping, resulting in the recycling of 631,936 m^3 of water, which helps reduce drinking water consumption in our operations and efficiently manage wastewater. In addition, 31 of these stations use vermicomposting technology, a biological system that utilizes worms and microorganisms to purify water naturally and efficiently.

RAINWATER HARVESTING (PUREO PLANT)

The system implemented at the Pureo Plant made it possible to replace approximately 1,315 m^3 per year of conventional water supply. This recycling system covers up to 50% of the plant's estimated annual demand.

SPACE CONVERSION

As part of the ongoing development of our stations, we are converting areas previously used for irrigation to new services. This permanent reduction of 2,870m^2 of green space resulted in an estimated indirect water savings of 4,340 m^3 annually.

Innovative initiatives

Artificial glaciers: We are supporting Chilean startup Nilus, which specializes in geoengineering and the creation of artificial glaciers, in the development of ice structures known as "ice stupas" in the Maipo River basin, which are designed to capture water in the winter and release it gradually as the ice melts.

What began as a prototype inspired by the ice stupas of the Himalayas has now eight artificial glaciers and an estimated 20,000 m^3 of accumulated ice, bringing us closer to the goal of creating Chile's first Water Park. This solution aims to support water management in drought-prone areas and contribute to the fight against climate change.

In 2025, the actual freshwater recharge achieved through this technology reached 54,930 m^3 in the Maipo River basin. Nilus embodies the talent and creativity found in Chile, demonstrating how innovation can be transformed into tangible solutions for communities and for the country.

Partnership with Kilimo: We are implementing a comprehensive and scalable project across the entire Maipo River basin that will recharge the aquifer with 140,000 m^3 of water annually, thereby strengthening the sector's water security and generating social and environmental value for local communities, with plans to eventually create an artificial wetland. Part of this partnership involves funding an agricultural irrigation platform. Based on data and climate models to optimize water use in strategic basins, this initiative enables verifiable savings of 58,898 m^3 in the agricultural sector, translating into concrete water offset metrics for the company.

Throughout 2025, we managed and monitored our water performance at service stations and plants under rigorous standards, reaffirming our commitment to transparency and responsible water care. Training our employees enables them to consistently identify atypical consumption patterns, opportunities for improvement, and ways to contribute to meeting water goals. In this context, our net freshwater consumption reached 2,037,585 m^3, reflecting efficient resource management and compliance with applicable regulatory requirements.

COMMITMENT TO BIODIVERSITY

At Copec, we have consolidated our biodiversity strategy based on the conviction that the country's development requires active protection of its natural capital.

Along with the establishment of our Biodiversity Refuges, our goal in nature conservation is to preserve 39 ecosystems of high environmental value by 2034, focusing on areas near our operations, within a five-kilometer radius of our service stations and a 10-kilometer radius of our storage facilities.

This roadmap aims to reduce our impact on biodiversity and achieve a net positive impact by 2039 across 567.2 hectares, corresponding to the total area currently occupied by our operations nationwide. To achieve this, we are acting through two main pillars under mitigation hierarchy strategies: direct restoration on our own land through Biodiversity Refuges and the implementation of conservation plans in areas of high ecological value, developed with strategic partners such as the Kennedy Foundation, whose technical expertise has been key in the design, prioritization, and monitoring of these plans.

Through this partnership, we incorporate scientific criteria, species monitoring, and evidence-based restoration efforts, while also integrating environmental education and collaborative work with local communities.

Taking a technical and territorial approach, we provide financial resources to support at least one conservation project per region, covering urban wetlands, protected areas, and parks, and ensuring appropriate interventions based on field assessments that identify threatened species and detect evidence-based conservation opportunities, with the aim of reducing risks to biodiversity.

This commitment to natural capital was reinforced by our leadership in the sector, as we participated for the second consecutive year on the Executive Committee of the Corporate Action for Biodiversity Pilot Plan, in partnership with the Ministry of the Environment, and through a public-private collaboration with international organizations such as Conservation International and Business for Nature, which allows us to incorporate global best practices into our strategic management.

As for the scope of our strategic commitment to biodiversity, it fully covers our own operations, ensuring that biodiversity management and the associated risks are a fundamental cornerstone at each of our facilities. Furthermore, it has been approved by executive management, ensuring that strategic decisions have the backing of the company's highest leadership.

The long-term nature of our goals allows us to implement ecosystem restoration and conservation initiatives with a long-term vision, aligned with the global challenge of restoring harmony between human activity and nature. We currently protect 17 ecosystems across all 16 regions of the country.

17

protected ecosystems in the country's 16 regions.

Highlights in our biodiversity management

Protecting the Huairavo Urban Wetland, the southernmost in the world

Through the signing of an agreement, our Company formalized a strategic partnership with the Municipality of Cabo de Hornos to protect the Huairavo Urban Wetland, recognized as the southernmost in the world. Located in Puerto Williams, this ecosystem spans 4.62 hectares and is a key component of biodiversity in this part of Chile. The initiative, whose signing ceremony was attended by Environment Minister Maisa Rojas; Julia Kennedy, vice president of the Kennedy Foundation; Patricio Fernández, mayor of Cabo de Hornos; and Arturo Natho, our CEO, seeks to implement specific conservation and climate change adaptation measures in one of the most vulnerable areas on the planet.

This project embodies a vision of sustainability that incorporates active collaboration with local governments and the community to safeguard critical ecosystems. By focusing its efforts on the Huairavo wetland, Copec reaffirms its commitment to protecting nature, promoting environmental management that balances development with the preservation of our country's most remote natural heritage sites.

Huilo Huilo Wildlife Rescue Center

As part of our Nature Strategy, we have achieved a major milestone for native wildlife by beginning the construction on the first Wildlife Rescue and Rehabilitation Center in the Huilo Huilo Biological Reserve. This initiative, developed in partnership with the Huilo Huilo Foundation, was created to provide a tangible solution to the lack of specialized facilities in rural areas, enabling species such as pumas, foxes, and birds to receive highly specialized medical care without undergoing risky transfers, thereby facilitating their direct reintroduction into this protected ecosystem in the Los Ríos Region.

This center represents the first step in the ambitious Wildlife Conservation Center project, which will include a veterinary clinic equipped with state-of-the-art surgical technology, quarantine areas, and environmental education spaces. Furthermore, by serving as a key component of the huemul conservation program, this project reinforces our commitment to ecosystem restoration and the protection of Chile's natural heritage.

Recognition of the Aguada La Chimba Wetland

The Aguada La Chimba Wetland in Antofagasta, protected by Copec and the Kennedy Foundation, was awarded the "Star of Biodiversity" prize by Wetland Link International. This prestigious award, presented during the COP15 on Wetlands in Zimbabwe, recognizes excellence in conservation, community participation, and environmental education, making this ecosystem the first in the Southern Cone to receive such an honor.

In addition, the La Chimba Wetland project won third place in the SDG Interconnection category of the Global Compact Conecta Awards, highlighting its integrated contribution to SDG 15 (Life on Land), SDG 6 (Clean Water and Sanitation), and SDG 11 (Sustainable Cities and Communities). This recognition highlights the project's systemic impact by integrating environmental conservation, water management, and sustainable urban development.

06

SOCIETY AND RELATIONSHIP WITH OUR COMMUNITIES

90 years supporting Chileans

We firmly believe that our company is part of Chile's heritage, and that is why, on our 90th anniversary, we wanted to celebrate alongside all Chileans, reinforcing our commitment to the communities and the people.

CHAPTER 6

Society and relationship with our communities

Our history has been characterized by 90 years of service to the country.

From Arica to Puerto Williams, we have been present in Chileans' daily activities, enriching their lives and fostering their growth from generation to generation, honoring the vision of our Company's founders, who in 1934 established Compañía de Petróleos de Chile to accompany the nation's development.

Today, that legacy continues to shape our decisions and challenges towards the future. Our commitment to Chile guides our roadmap through flagship projects that promote sports, education, reading, community ties, and socioeconomic contributions in the communities with which we engage.

EDUCATION, CULTURE, AND SPORTS

EDUCATION

Support to Belén Educa Foundation

Convinced that education transforms lives and opens doors to new opportunities, Copec has been working in partnership with Belén Educa Foundation since 2017 to provide personalized guidance to high school seniors, encouraging them to pursue higher education and fostering the development of competencies, skills, and values.

In 2025, we had the highest number of tutors since the program began, with 23 staff members, each assigned to one student, and 253 hours of volunteer work. All of them provided tutoring at the Cardenal Carlos Oviedo Cavada School in Maipú, which allowed us to contribute to the community where we operate. Thanks to their effort and dedication, the tutors had an excellent experience with the program, reporting a 91% satisfaction rate, and the students achieved 100% attendance at the eight scheduled annual sessions.

Also, we partnered with Formando Chile, Belén Educa Foundation, and Duoc UC in an initiative aimed at expanding access to higher education for talented and motivated young people. In this context, 34 students began their academic preparation this year at the new campus of the "Preparatory School for Admission to Higher Education" program in Maipú, with support from the Copec Scholarship.

82%

of the students who participated in the tutoring program went on to pursue higher education and/or professional training.

CULTURE

Viva Leer Copec

C9-5

In 2025, we celebrated the 14th anniversary of our Viva Leer Copec program, reaffirming our strong commitment to Chile's cultural development.

We understand that reading is not just a habit, but a fundamental driving force for social progress and critical thinking. It was in 2008 that we implemented the first school library project in the municipality of Calbuco, Los Lagos Region, at the San José rural school, and because of the success of this initiative, we decided to replicate the experience, expand it, and roll it out nationwide.

For more than a decade, we have turned this commitment into tangible actions, creating spaces that make books more accessible and thereby fostering a love of reading and imagination. In this way, we are building a Chile with more culture, community, and opportunities.

Through this program, which we carry out in partnership with La Fuente and Entrelíneas foundations, and with funding from Law No. 20,675 on Cultural Donations, we aim to promote specific initiatives to foster books, reading, and libraries in Chile. This program is aimed at socially vulnerable communities, where access to reading, books, and quality cultural services is often limited.

Its initial goal was to help reduce the gaps in access to books, libraries, and reading experiences, enabling more children and young people in municipal and semi-private schools to develop a close relationship with reading from an early age. Following the pandemic, this goal was expanded to include other non-school communities, virtual spaces, and large-scale events.

The program has been developed by implementing school libraries and reading spaces, accompanied by a comprehensive plan that includes outreach, training, and community engagement.

With the aim of expanding its impact beyond the school environment, the program also incorporates three complementary components: the active participation of employees as volunteers, who help set up the reading spaces; a digital community, via website and social media, aimed at promoting reading among diverse audiences; and a collection of low-cost books, available at gas stations and on the digital platform tiendacopec.cl.

Program axis:

Viva Leer Copec libraries and reading spaces

National competition to implement libraries in educational communities and reading spaces in social organizations. These spaces are created with the support of volunteers from Copec and La Fuente Foundation, focusing on three main areas: two years of training and support for school staff, particularly librarians and including guidance and follow-up on different activities designed to foster a love of reading; equipping and furnishing the necessary space to provide a unique, comfortable experience that fosters a love of reading among students and the community; and providing a collection of approximately 2,000 high-quality titles.

Volunteer Work

Encourages Copec employees and dealers to participate in volunteer activities to support the implementation of libraries, strengthening the bond between the company and the communities where the program is carried out.

Viva Leer Copec collections at service stations

We break down barriers to reading by offering books at affordable prices. Our customers can find our collection of books both at Copec service stations across the country and at tiendacopec.cl.

Digital community

This includes the creation of the website www.vivaleercopec.cl; an active social media strategy; and the creation of a collection of free-to-download e-books by Entrelíneas Foundation. The catalog stands out for its inclusive approach, offering stories in Spanish, English, and Chilean Sign Language (LSCh), covering diverse genres such as poetry, mythology, and traditional storytelling.

This program has had a significant impact on children's reading habits. In 2023, La Fuente Foundation conducted an impact assessment study of this program. One of the findings indicates that annual loans from 20 Viva Leer libraries accounted for 9% of all library loans made by the National Public Library System (SNBP) to children and teenagers, despite operating a much smaller network. In some municipalities, the number of loans even exceeds that figure. This highlights the importance of Viva Leer within the country's reading ecosystem.

Furthermore, this program complements existing public policies and library systems, such as the Ministry of Education's CRA School Libraries, the Ministry of Culture, Arts, and Heritage's National Policy on Reading, Books, and Libraries, and the National Public Library System, emphasizing reading as a cultural right and an everyday practice.

VIVA LEER COPEC PROGRAM FIGURES

150
total donated libraries implemented.

4,699
training sessions for library staff.

320,187
books donated.

215,186
indirect beneficiaries (family, neighbors, and teachers).

+5,500,000
books sold at affordable prices.

30
Total Reading Spaces implemented.

91
municipalities across the country: 17 municipalities in the north region, 59 in the central region, and 29 in the southern region.

80,193
students/residents directly benefited.

80,721
reading activities, professional visits, training sessions, and free cultural activities.

VIVA LEER COPEC

Promotion of books and reading

Access to low-cost books

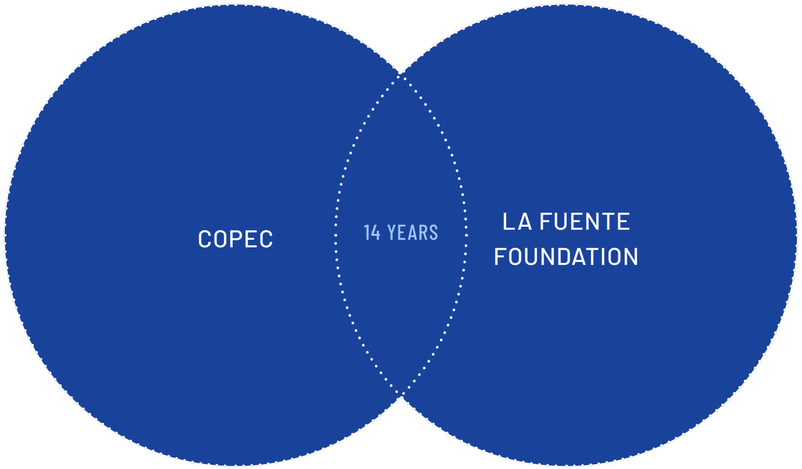

Targeted at vulnerable social environments.

Implementation of libraries and reading spaces throughout Chile.

Access to reading materials via a digital platform.

BETWEEN 2010 AND 2025

$15,175 Billion

invested by Copec under the Cultural Donations Law.

SPORTS

Copec RallyMobil

At Copec, we see sports as an activity that gets people moving, which deeply resonates with our mission to support Chileans on every journey they take. For these reasons, we sponsor the Copec RallyMobil, Chile's premier motorsports competition. Now in its 25th year, it has become the leading national motorsports event, bringing a world-class spectacle that is accessible and free closer for everyone to enjoy with their families throughout Chile, while also promoting regional development. Thanks to collaboration with local organizations and municipalities, this event has had a positive impact on the different communities it visits year after year. The Copec RallyMobil not only ignites passion but also strengthens tourism, boosts the local economy, and showcases the beauty of our landscapes and the energy of our people to the world.

As part of our 90th-anniversary celebrations, we held a particularly significant date on the tournament: we returned to Aysén after 12 years, a region with which we share a deep connection. Fifty years ago, we installed our first gas pump on Carretera Austral, and today we have a comprehensive network of service stations that contribute to local economic development and serve those who travel through this beautiful landscape of Chile.

The most significant milestone took place in September, when the Biobío Region hosted the world's top rally drivers for a new round of the World Rally Championship (WRC). The event, which was broadcasted globally, drew a live audience of more than 400,000 people, while another 423,000 followed the competition online.

At the event, we exhibit the two-seat electric car powered by Copec Voltex, thereby reaffirming our commitment to clean energy and the development of electromobility in Chile. In addition, we supported 150 local entrepreneurs, who were able to showcase their products to thousands of attendees and boost their sales thanks to this sporting event.

We wrapped up the year with our Copec Motorshow in Laguna Carén, which hosted the final round of the national rally championship, as well as motocross and freestyle shows, live music, a drone show, and many surprises. The event gathered 200 drivers and more than 12,000 attendees.

Throughout all these initiatives and major sporting events, we were able to rely on the high-quality services and products provided by our Copec Ecosystem. Our subsidiary Arcorprime joined us with its Pronto Copec food truck, offering products that helped attendees recharge their energy. In addition, our TiendaCopec.cl store was present with its line of fan merchandise, including T-shirts, accessories, and official merchandise.

National Copec RallyMobil dates

COPIAPÓ
Atacama Region

LAGUNA CARÉN
Metropolitan Region

CURICÓ
Maule Region

CONCEPCIÓN
Biobío Region

LAGO RANCO
Los Ríos Region

CHILOÉ
Los Lagos Region

PUERTO MONTT
Los Lagos Region

AYSÉN
Aysén Region

NATIONAL CHAMPIONSHIP INCLUDING ALL SEVEN DATES

77,000
spectators.

189,925
virtual attendees.

WORLD RALLY CHAMPIONSHIP (WRC)

402,010
spectators.

423,000
virtual attendees.

MOTORSHOW

12,000
spectators.

Beyond Cars

Although our Rally Village was the epicenter of the 2025 WRC Rally Chile Biobío, our presence as a Company went beyond the race itself. Together with Dakar Rally drivers Ruy Barbosa and Tomás de Gavardo, we took advantage of the trip to visit our plant in Chillán and the Leopoldo Lucero González High School in Concepción, where we inaugurated a new Viva Leer library during 2025. We also visited the PMGD plant of our subsidiary Copec Flux with the drivers.

Team Copec, committed to Chile's athletes

With the aim of promoting national talent and fostering sports as a driver of development, we sponsor Team Copec, a group of high-performance athletes whom we accompany and support so they can achieve their athletic goals and represent Chile at their best.

In 2025, the athletes on this team were Ruy Barbosa, Tomás De Gavardo, Marco and Esteban Grimalt, Diego Parra, Ignacia Muñoz, León Achurra, Francisco "Chaleco" López, María Ignacia Montt, and Jorge Martinez.

During this period, we also strengthened our commitment to the Chilean National Rugby Team, supporting them in their journey and growth, alongside the teams Los Cóndores, Chile 7s, Selknam, and Manque. It is worth noting that Los Cóndores have made significant progress recently, which has led them to qualify –for the second time- to the Rugby World Cup that will take place in 2027, and where our Company will continue to stand by their side.

GOOD NEIGHBOR

Since our beginnings, we have been committed to creating shared value with communities, recognizing that Copec serves as a catalyst for opportunities that support their development. This role becomes even more critical in the communities surrounding our service stations and plants.

For this reason, in line with the commitment to our Sustainability and Territorial Management policies, we support different shared-value programs and initiatives that benefit the people and institutions in our areas of influence.

This year, we updated our Territorial Management Policy, expanding its scope to include both the Company and the entire Copec Ecosystem. This is a roadmap that defines how we operate in every corner of the country and, with this new version, allows us to consolidate a standard of excellence that prioritizes dialogue and the creation of shared value, ensuring that our presence is always a driver of well-being and a positive legacy for the communities that welcome us.

COPEC ACELERA TUS IDEAS

In 2025, we launched the second edition of Copec Acelera tus Ideas (Copec Accelerate your Ideas), a competitive grant program designed to strengthen the work of social organizations and support projects that emerge from the communities. Through this project, carried out in partnership with Trascender Foundation, we aim to promote tangible solutions that contribute to local well-being and development, ranging from culture and sports to environmental care, inclusion, and community safety.

The call for proposals was open to nonprofit organizations that had been in operation for at least one year in five municipalities where Copec has a direct presence: Mejillones, Caldera, Coquimbo, Quintero, and Calbuco. We received 259 applications and selected 55 projects, which were supported by a total grant of $100 million, distributed equally among the municipalities.

5

COMMUNITIES BENEFITED.

55

SELECTED PROJECTS.

$100 million

IN FUNDING GRANTED.

COPEC ACADEMY: ENTREPRENEURSHIP SKILLS COURSES FOR THE COMMUNITY

As an extension of our online entrepreneurship skills training program, which we offer to our attendants and their families, we have expanded this same program to include our neighbors living in the communities where we operate.

More than just training programs, Academia Copec's vocational courses for the community are spaces where knowledge is transformed into a practical tool that empowers our neighbors to seize new opportunities. Through relevant and accessible training programs, we aim to enhance employability and entrepreneurship, promoting independence and skill development in the communities where we have a presence.

Our programs aim to provide skills in trades that are key to the local economy, contributing to the professional development of local talent and strengthening people's confidence in their own potential. The courses are designed to meet the specific needs of each region and are funded through the SENCE tax exemption, ensuring that the training is relevant, accessible, and of high quality.

In 2025, the courses offered through Copec Academy were:

- Business and Event Management: Management training for small businesses.
- Gastronomy: Courses in national and international cuisine, pastry making, and culinary entrepreneurship.
- Digital and Cross-Curricular: Training in social media (digital marketing) and basic English.
- Seafood Handling

Key figures:

569
APPLICANTS.

180
TOTAL BENEFICIARIES.

98.8%
RETENTION RATE.

6.7
COURSE SATISFACTION RATING.

TERRITORY MANAGERS AND ONGOING RELATIONSHIP

We maintain an ongoing relationship with the communities where we operate, fostering direct dialogue and an understanding of local realities. Through six territory managers stationed at different plants across the country, we foster active listening, anticipate challenges, and work collaboratively with communities to promote initiatives that are developed based on their specific needs and that contribute to local development and the well-being of people.

Key initiatives:

MEJILLONES

1. **Local economic development:** We are promoting the Local Employment and Suppliers program, boosting productive linkages within the municipality. We also developed the Mejillones Project and held a working group with four fishermen's unions, making progress on joint projects and creating spaces for dialogue.
2. **Education and Training:** We support technical and vocational education through the Soy Técnico Profesional program and the implementation of dual-track education programs and internships.
3. **Environment:** We contribute to environmental care through initiatives to restore the marine ecosystem and beach clean-up events, promoting community participation.
4. **Culture and Community:** We support activities that strengthen local identity and social cohesion, participating in initiatives such as Discover Mejillones with Copec, Your Favorite Stop, the Tridente Festival, the Intercultural Festival, the Month of the Sea Family Run, and several local celebrations.

CALDERA

1. **Training and capacity building:** We promote training initiatives aimed at strengthening technical skills and local leadership, including the WAFA (Wilderness Advanced First Aid) training course, the Energy Efficiency course for female heads of household, and the program to strengthen social leaders.
2. **Environment and sustainability:** We promote environmental awareness by holding recycling workshops and encouraging responsible practices and care for the environment.
3. **Institutional support and safety:** We donated a fire siren to the Caldera Fire Department, helping to improve their emergency response capabilities.
4. **Sports, identity, and community life:** We support activities that are part of the local identity by participating in the Open Water Championship, the National Volleyball Championship, the Regional Gymnastics Championship, the Month of the Sea Run, the Sailing Race, as well as social activities linked to the RallyMobil and the anniversary of the Caldera Municipality, reaffirming our presence at the main events on the local calendar.

COQUIMBO

1. **Strengthening community infrastructure:** We support the improvement of community spaces through the construction of the social center for CAM Raíces de Guayacán and the delivery of furniture for the social center of the Club de Rayuela Unión Guayacán.
2. **Environment, biodiversity, and heritage:** A key focus is the promotion of biodiversity through the creation of a green space home to 5,000 species in La Cantera and Tongoy, along with active management of the coastline through beach cleanup events. In the area of productive and heritage development, we are enhancing the Guayacán fishing village by implementing the Winche Project (key to fishing operations) and by training school monitors to revitalize the Heritage Route. Finally, we reaffirmed our commitment to social well-being through structural improvements to the community sports complex, ensuring quality sports facilities for the future.
3. **Culture, identity, and community life:** We support celebrations and activities that strengthen social cohesion and the region's identity, such as the Fiesta de la Challa and the Regional Cueca Festival.
4. **Sports and community:** We support sporting events that encourage participation and an active lifestyle, such as the PDI Run.

MAIPÚ

1. **Employability and productive development:** We promote programs aimed at creating job opportunities and strengthening the local ecosystem, including the vocational courses offered by Academia Copec, the Formando Chile pre-university program at Colegio Bicentenario Cardenal Carlos Oviedo, the 3xi Program focused on employability and local suppliers, and our participation in the Maipú job fair. We are also making progress in establishing Maipú's first industrial district, fostering collaboration between businesses and the local community.
2. **Institutional partnerships and public-private collaboration:** We strengthened our collaboration with local players by signing an agreement with the Municipality of Maipú, thereby consolidating a collaborative agenda for the benefit of the community.
3. **Safety and the environment:** We support projects aimed at improving the quality of life and the urban environment, in line with the municipality's master plan, through public-private partnerships such as the one with Déficit Cero and the safety projects in the Las Industrias neighborhood, as well as the assessment of the El Trebal Wetland, contributing to environmental protection and the responsible development of the region.
4. **Community, education, and volunteering:** We support community and educational initiatives such as the Book Fair and the Belén Educa corporate volunteer program.

QUINTERO

1. **Infrastructure and institutional support:** We contribute to strengthening local spaces and institutions by refurbishing containers for the Quintero Bicomunal Hospital, donating surplus materials from TPI and the Lubricants Plant to communities, schools, municipal departments, and fishermen's unions, donating computers to the Don Orione High School, and the delivery of photovoltaic kits, which we provided in collaboration with the Regional Ministry of Energy in Valparaíso to educational institutions in the area.
2. **Safety and the environment:** We contribute to safety in the Loncura area by installing 44 surveillance cameras and organizing beach and seabed cleanup events.
3. **Employability and training:** We promote local development opportunities through dual internships, participation in the Job and Supplier Fair (MEPPCEL), and support for the local SLEP in corporate activities.
4. **Community, culture, and sports:** We participate in traditional activities and community gatherings such as the San Pedro Festival, the Puchuncaví Family Run, and the Quintero Family Bike Ride, in addition to supporting social organizations during their celebrations and collaborating on initiatives such as the UCPV Engineering Seminar.

CALBUCO

1. **Environment and sustainability:** We promote initiatives aimed at protecting the local ecosystem, such as the ecological restoration project for the Isla Kaikué-Lagartija Nature Reserve and different beach cleanup activities. We also conduct training sessions on waste management for mussel farmers' associations in Calbuco, promoting responsible practices in key productive sectors of the region.
2. **Education and strengthening of rural schools:** We support the improvement of educational infrastructure and resources by providing supplies for the educational greenhouse at San José Rural School, upgrading its science lab, setting up libraries through the Viva Leer program (El Rosario School and Isla Tabón School), the donation of books to the San Antonio Rural School, and providing fuel support to the San José Rural School.
3. **Local capacity building:** We help strengthen the municipality's technical capabilities by providing training to rural sanitation service operators and through other training initiatives aimed at improving local management.
4. **Safety, sports, and community life:** We support initiatives that promote safety and social cohesion, such as the launch of the San José neighborhood committee's public lighting project, the donation of sports equipment for the Los Pececitos Preschool's running event, and our support for the 1st Gastronomic Festival of the Luminarias, strengthening spaces for gathering and local identity.

COMMUNITY RELATIONSHIP AT SERVICE STATIONS

Building on a legacy established decades ago, our service stations have been much more than just places to stop; they are where our mission comes to life through our dealers, our link to the community.

We aim to encourage dealers to actively engage with strategic partners in their communities, fostering a positive impact on the environment and promoting a more sustainable network. To this end, we focus on two main areas of action: Community Action and Climate Action, each with their own subcategories; and by 2025, 99.71% of the network had implemented at least one initiative.

Some of the initiatives standing out during this period include dealers' participation in joint projects with Viva Leer Copec, setting up libraries and donating books throughout the country. In addition, some dealers provide ongoing support to schools through infrastructure improvements or cultural enrichment programs. In the area of sports, an outstanding initiative is the Mobility Workshop for female seniors in the municipalities of Ñuñoa and Peñalolén, taught by a visually impaired instructor and led by dealers from those municipalities. In Health and Wellness, a group of dealers currently provides comprehensive support to the Nuestros Hijos Foundation to improve the daily lives of children with cancer.

Exhibition at the Arica Museum

"History in Motion: Arica and Copec, paths that converge" was the title of a temporary exhibition at the Arica Museum that traced the history of the city and Copec since 1936, when our company arrived to support its development and connect roads, people, and dreams. This initiative was spearheaded by a local dealer, creating a space where identity, territory, and memory intersect, reaffirming Copec's commitment to communities and the country's development.

NATIONAL TOURISM

Throughout our history, we have taken on the challenge of serving as a guide for Chileans and tourists across our country's more than 4,000 kilometers, turning every route in a gathering. Our Chiletur guides and maps have been part of the vacations of thousands of Chileans, and in 2025, our Chiletur Copec Marketplace allowed tourists to book, plan, and enjoy more than 450 experiences throughout the country. But this year, we decided to grow significantly and expand our comprehensive catalog to over 1,200 experiences across 12 countries in Latin America. In this way, Chiletur becomes Tur.com Copec, a platform that extends beyond our country, promoting local tourism, access to cultural experiences, and the economic development of communities linked to regional tourist destinations.

Tur.com Copec in Rapa Nui

In 2025, our commitment to heritage led us to the heart of the Pacific: Rapa Nui, where the Ma'u Henua Community selected us, through Tur.com Copec, to serve as the official channel to access the Rapa Nui National Park. We took on the responsibility of protecting this treasure, which covers nearly half the island, by deploying an unprecedented technological infrastructure: through our subsidiary Copec Flux, we integrated photovoltaic energy using 58 solar panels, along with storage systems and satellite connectivity to ensure sustainable, real-time management.

OUR PRESENCE IN NATIONAL PARKS

With the aim of promoting sustainable tourism and strengthening the connection between travelers and sites dedicated to conservation and environmental education, this year we were once again awarded the contract to sell tickets to all national parks and sanctuaries operated by the National Forestry Corporation (CONAF). In addition, we renewed the agreement to sell tickets for private parks such as Tantauco, in Chiloé, and Tricao, in the Valparaíso Region, facilitating simpler and more organized access to these protected areas.

Today, visitors can reach destinations such as Cerro Castillo National Park, Torres del Paine National Park, and the Tricahue Reserve, among others, more quickly. In addition, Tur.com Copec consolidated its position as the exclusive platform for purchasing tickets to the Cordillera parks, six natural areas of high ecological value in the central region of the country.

In addition, and for the first time ever, we are helping to provide power and connectivity to 29 national parks, giving internet access to tourists and staff. This infrastructure opens up new opportunities for information, visitor experiences, and environmental education, and also plays a key role as a tool to support safety and emergency management in natural environments.

MICRO-ENTREPRENEURSHIP

COPEC MUEVE TUS SUEÑOS

In 2025, we launched the fourth edition of Copec Mueve tus Sueños (Copec Move your Dreams), developed in partnership with the UC Anacleto Angelini Innovation Center. Through this initiative, we have supported 870 microentrepreneurs across the country since 2022, with a special focus this year on local tourism, inviting tour operators to participate alongside the entrepreneurs applying for the program.

Committed to creating value, through this program we aim to provide practical tools in key areas such as finance, marketing, and sales, through classes and keynote speakers, so that small entrepreneurs can turn their ideas into sustainable businesses that make a difference in their communities.

This year, the program visited several towns such as Quintero, Coquimbo, Mejillones, Calbuco, and Caldera, as well as some areas of Patagonia, supporting projects in fields as diverse as tourism, technology, sustainability, and circular economy.

As a result, out of a total of more than 1,100 applicants, we provided 300 selected participants with leveling workshops to help them acquire practical skills essential to their businesses.

After six months of training, 30 startups were awarded seed funding of $1.5 million to further boost their growth.

IMPACT OF COPEC MUEVE TUS SUEÑOS SINCE ITS IMPLEMENTATION:

4,094
accumulated applications.

82%
growth in sales.

114
hours of training.

36%
post-program formalization (of those not formalized).

870
entrepreneurs impacted through training.

$182 million
granted to help grow their businesses.

COPEC MUEVE TUS SUEÑOS	2025	2024	2023	2022
Geographic coverage (locations)	6	5	4	4
Total applications received	1,124	1,003	940	1,027
Total seed capital amount	$ 45 MN	$ 37,5 MN	$ 60MN	$ 40MN
Training hours	37	31.5	23	22.5
Entrepreneurs trained (leveling phase)	300	250	160	160
Entrepreneurs trained by location	50	50	40	40
Entrepreneurship financed (winners)	30	25	30	20
Average increase of sales (winners)	88%	78%	85%	75%
Entrepreneurship that went formal (winners)	25%	47%	43%	30%
Empower and include social media (winners)	92%	68%	65%	70%

COMPROMISO PYME

Through our Compromiso Pyme (SME Commitment) program, in partnership with NGO Unión Emprendedora, an initiative launched in 2022, nine new SMEs joined this year with the goal of strengthening the operational and financial management of small and medium-sized enterprises that are part of our supply chain. Through mentoring and specialized support provided by Copec volunteers, we seek to foster long-term relationships and contribute to a more robust and inclusive business ecosystem. To date, we have supported 30 SMEs since the program's beginnings.

THE IMPACT OF BLUE EXPRESS COPEC ON SMEs

Blue Express Copec plays a vital role in making logistics accessible to SMEs across the country, including in areas where connectivity is a challenge. Democratizing access to efficient and reliable distribution services enables 90,000 entrepreneurs and small businesses to tap into new markets, strengthen their operations, and scale their businesses.

In 2025, this subsidiary also joined the Valor Pyme initiative, a collaborative platform that brings together large companies and startups from across Chile, with the aim of providing access to resources, financing opportunities, training, mentoring, and a support network designed to improve the management, visibility, and growth prospects of SMEs.

INSTITUTIONAL RELATIONS

For nine decades, Copec's purpose has been deeply rooted in the well-being of people and the progress of the country. We are convinced that Chile's progress is best achieved through public-private collaboration. For this reason, we act with integrity, establishing institutional relationships based on independence and transparency with national, regional, and local authorities, while upholding the principle of not contributing funds to political parties or political activities.

Latin America's first electric fire truck

In February 2025, Latin America's first electric fire truck arrived in Chile, thanks to an agreement between Copec Voltex, SQM Litio, and the Santiago Fire Department (CBS). The purchase of the Rosenbauer RTX is part of a CBS comprehensive strategic plan to incorporate electric vehicles into its operations, with the aim of reducing CO_2e emissions and moving toward a more sustainable and modern fleet.

The vehicle is 100% electric and is equipped with a backup system that allows it to operate for more than four hours. It can carry nine people, has a battery capacity of 132 kWh, and can pump 5,600 liters of water per minute.

Promoting green hydrogen in heavy-duty transportation

In 2025, we joined the HidroHaul program, an initiative of the Green Hydrogen Technology Program (PTEC), co-financed by Corfo, whose goal is to promote the use of hydrogen in the transportation sector and strengthen the technological infrastructure in Chile.

As part of this program, we will lead the development of the country's first green hydrogen (H2V) refueling station for heavy-duty trucks, driving the decarbonization of freight transport and moving forward in the sustainable mobility ecosystem.

DONATIONS

Our Donations and Social Contributions Policy guides us in collaborating in an orderly and effective manner with different foundations and social organizations. In this context, all our donations -whether in the form of financial resources, services, or goods- strictly comply with current regulations. This process is managed in accordance with Copec's Donations and Social Contributions Procedure and its Crime Prevention Model, in accordance to Law 20,393; in this way, we ensure that every social contribution is made with transparency and corporate responsibility.

Featured donations

COPEC-UC FOUNDATION

Since 2016, we have maintained a strategic partnership with Copec-UC Foundation to turn knowledge into real-world solutions. Together, we promote research and development of cutting-edge projects (R&D&I). Several executives from our Company serve as advisors on both the Advisory Committee and the Commercial Committee, with the goal of ensuring that the ideas incubated by this institution have the potential to make an impact and become successful products that contribute to the country.

MUJER IMPACTA

In 2025, we renewed our partnership with Mujer Impacta Foundation, convinced that women's leadership is a vital force for Chile's progress. Mujer Impacta identifies and honors women who, with courage and generosity, are transforming their communities across the country. By supporting their work, we not only celebrate stories of hard work, but also provide tools so that these social projects can grow and continue to multiply their impact. At Copec, we believe that bringing these causes to light is essential to inspiring others and building a more compassionate and entrepreneurial society.

"90 YEARS OF HISTORY, 40 WITH TELETÓN"

In 2025, as we celebrate 40 years with Teletón and 90 years with the country, we reaffirm that our most important driving force will always be the same: people. Today, more than ever, we renew our commitment to the history and future of Chileans. Our contribution to Teletón 2025 totaled $575 million, including contributions from the Company, dealers, Copec employees, Arcoprime, and Pronto Copec stores.

RED DE ALIMENTOS

Since 2020, through our subsidiary Arcoprime, we have been working alongside Red de Alimentos to prevent food loss and waste and strengthen the connection between our Pronto Copec stores and social organizations in nearby communities. Arcoprime's support and commitment to Red de Alimentos has been essential to strengthening the work of this nonprofit organization and moving forward with its cause: "For a Chile Without Hunger."

This initiative has a threefold impact: social, by contributing to food security; environmental, by preventing waste and reducing greenhouse gas (GHG) emissions; and on the community, by strengthening our presence and commitment in these areas.

Through this partnership, 103 Pronto Copec stores donate food fit for consumption to Red de Alimentos, which has been distributed to more than 350 social organizations since the partnership began, benefiting 58,594 people and ensuring that food reaches those who need it most in a timely manner. In 2025, this partnership made it possible to collect 47,585 kilograms of food from its stores and distribution center.

This commitment goes beyond the operation itself: Arcoprime also promotes corporate volunteer initiatives in partnership with Red de Alimentos, enabling its employees to actively participate in sorting, preparation, and logistical support activities at its Social Food Pantries. Through these initiatives, Red de Alimentos seeks to reduce the social vulnerability of senior adults, whose individual income is below the minimum wage by providing access to rescued food products that improve their coverage of basic needs and nutrition, while also increasing their social capital (by reconnecting with its community and creating opportunities for sharing).

In 2025, 12 corporate volunteer events were held, strengthening the direct connection with the beneficiaries of Red de Alimentos. These initiatives have helped foster an internal culture aligned with the subsidiary's mission, where waste reduction and community support are also driven by the teams' personal commitment.

Learn more about Red de Alimentos nationwide

217,515

people and 8,014 pets have benefited over the past 12 months.

7,224

vulnerable seniors in the four Social Food Pantries.

593

social organizations with 1,820 service centers between Arica and Magallanes.

1,502

stores of companies connected throughout Chile with more than 6,400 monthly pickups through in-store pickup.

224,652

tonnes of CO_2e avoided since 2010 (Greenlab - Dictuc Study).

102,094,723

kilograms of food rescued since 2010, equivalent to more than 291 million meals.

21,337,806

units of adult and children's diapers collected and donated since 2018.

24,703,852

units of personal hygiene, cleaning, and other products rescued since 2018.

4,517,417

kilograms of products purchased or donated to expand the product range since 2020 (emergencies).

15,483,407

kilograms of food rescued in the last 12 months.

234

companies are part of the network.

SOCIAL INVESTMENT

C9-1, C9-2

At Copec, over the course of our nine decades in business, we have learned that our company's success is only true when it goes hand in hand with our country's progress. We want our presence to serve as a driving force that helps Chileans grow and build a better future for their families. That is why we not only make charitable contributions but also invest in long-term projects that generate social impact.

SOCIAL INVESTMENT IN MILLION PESOS	2025	2024
Sports	$2,046	$1,921
Cultural	$2,160	$2,396
Social contributions	$180	$322
Disasters	0	$94
Education	$1,650	$1,387
Community relations	$431	$317
Teletón	$357	$341
Entrepreneurship	$247	$206
Total	**$7,071**	**$6,984**

TYPE OF INVESTMENT IN MILLION PESOS	2025	2024
Charitable donations	$1,830	$2,115
Community investments	$2,838	$2,607
Business initiatives	$2,403	$2,262

VOLUNTEERING

C9-3, C9-4

Since 2019, our Somos Voluntarios (We are volunteers) program has transformed our teams' social commitment into a force for real change. Through this initiative, our employees take the lead on projects that protect the environment, promote education, and provide humanitarian aid where it is needed most. Participating in this program gives our team the opportunity to connect with communities and make a meaningful impact. At the same time, it enriches their professional development and strengthens their pride in belonging to an organization committed to social well-being.

This year, we had the support of 137 volunteers, representing 8.3% of Copec's workforce, demonstrating the high level of commitment among our employees.

In line with our commitment to continuous improvement, in 2025 we enhanced our evaluation of our volunteers by incorporating post-activity assessments and an annual evaluation. This allows us to implement action plans to further refine the Copec volunteer program and offer initiatives tailored to their interests and preferences.

Participants and volunteer hours per year

VOLUNTEERING	NUMBER OF PARTICIPANTS		VOLUNTEER HOURS		AVERAGE VOLUNTEER HOURS	
CATEGORY	2025	2024	2025	2024	2025	2024
Tutoring	39	28	624	906	16	17
Belén Educa	23	18	253	193	11	11
Seed Capital	20	55	57	54	6	1
SME Commitment	14	10	98	70	7	7
Viva Leer Copec	41	32	533	400	13	13
Total	**137**	**143**	**1,565**	**1,623**	**10.6**	**8**

VOLUNTEERING ACTIVITIES BY THEME

1) EDUCATION, CULTURE, AND SPORTS:

Copec Academy

Through a comprehensive support program led by our volunteers, we assist attendants and their families in different areas of development. The initiative includes entrepreneurship mentoring, support for completing their education, and academic tutoring in specific subjects, providing practical tools to foster their personal and professional growth.

Belén Educa Foundation

Through a mentoring program, our volunteers help high school students define their life goals by providing career guidance and support during the university application process. This initiative aims to expand opportunities and build young people's confidence as they shape their academic and professional futures.

Viva Leer Copec

As part of our Viva Leer Copec program, our volunteers help set up libraries and reading spaces by selecting books and arranging furniture. Through this initiative, we aim to promote access to reading and contribute to the cultural and educational development of different communities.

Criterium, la Vuelta Copec - Copec's 90th Anniversary Program

As part of our 90th-anniversary celebrations, we held the Criterium, la Vuelta Copec, a family-friendly sports event that took place in five cities across the country. Copec volunteers helped hand out race kits to the runners and, later on during the event, presented medals to those who crossed the finish line.

2) MICROENTERPRISE:

My SME Commitment

As part of our commitment to the development of our strategic partners, Copec employees work alongside small and medium-sized enterprises that are part of our value chain. Through interviews and gap analyses, volunteers help identify opportunities for improvement, which are then translated into training programs and capacity-building plans to drive their sustainable growth.

3) ENVIRONMENT:

Biodiversity Refuges - Copec 90th Anniversary Program

As part of our anniversary celebrations, we promoted the creation of new Biodiversity Refuges at service stations, transforming these spaces into areas dedicated to the conservation of native species. Our volunteers actively participated in the development of these environments, helping to generate ecosystem services and promote environmental education in the communities where we operate.

Copec EMOAC's First Volunteer Initiative

Copec EMOAC carried out its first corporate sustainability volunteer initiative, mobilizing its employees to plant a 2.5-hectare native forest with more than 1,000 trees at Las Mercedes School in María Pinto, thereby contributing to ecological restoration and strengthening ties with the local community.

ECONOMIC VALUE GENERATED AND DISTRIBUTED

Economic Value Generated (EVG) reflects Copec's total revenue for the past year. To calculate this figure, we add up all proceeds from the sale of goods and services, as well as any other revenue generated by our activities. In 2025, our economic value generated reached $ 10,752.178 billion pesos, representing a 3% increase over 2024.

Furthermore, Economic Value Distributed (EVD) represents the portion of our revenue that we return to society and to those who work with us. This value includes all payments made to our employees, suppliers, and the government, as well as investments in social initiatives and environmental protection.

Regarding the 2025 Economic Value Distributed, the figures are as follows:

- Compensation for our employees increased by 8%.
- Investment in the environment and communities grew by 29%.
- Payments to the government increased by 21%.

(MILLION PESOS)	2025	2024	VARIATION
ECONOMIC VALUE GENERATED	**$10,752,178**	**$10,431,763**	**3%**
Sales revenue	$10,605,113	$10,289,246	3%
Other revenue	$147,065	$142,517	3%
ECONOMIC VALUE DISTRIBUTED	**$10,623,834**	**$10,333,303**	**3%**
Operating expenses	$10,036,395	$9,848,590	2%
Employee remuneration	$126,611	$117,626	8%
Payments to capital providers	$331,724	$261,025	27%
Environment and Community Investment	$12,992	$10,070	29%
Payment to the State	$116,111	$95,991	21%
RETAINED ECONOMIC VALUE	**$128,344**	**$98,460**	**30%**

PARTNERSHIPS AND ASSOCIATIONS

NCG 6.1.vi, 6.3

Our involvement in different trade associations is intended to contribute to Chile's growth and to the excellence of our industry. We actively participate in these forums to promote best practices and solutions that benefit society as a whole.

As of 2025, our partnerships are the following:

BUSINESS ASSOCIATIONS

- Acción Empresa
- Chilean-American Chamber of Commerce (AMCHAM)
- Santiago Chamber of Commerce (CCS)
- Valparaíso Region Business Association (ASIVA)
- Regional Institute of Business Administration (IRADE)
- Organizational Crisis Management and Resilience Service (SECRO)
- Corporation for the Regionalization of BioBío (CORBIOBÍO)
- Concepción Chamber of Production and Commerce
- United Nations Global Compact
- Association for the Promotion of Customer Experience (DEC)
- Chilean Venture Capital Association (ACVC)
- Red Activa

TRADE ASSOCIATIONS

- National Association of Advertisers (ANDA)
- Chilean Institute of Engineers (IING).

INDUSTRIAL ASSOCIATIONS

- Mejillones Industrial Association (AIM)
- Antofagasta Industrial Association (AIA)
- Iquique Industrial Association (AII)
- Industrial Development Corporation (CIDERE Biobío)
- Fuels Institute
- Latin American Society of Marine Oil Terminal and Mooring Buoy Operators (SLOM)

OTHER ASSOCIATIONS

- Chilean Hydrogen Association
- Sé Santiago Smart City
- MIT Energy Initiative
- World Energy Council (WEC)

07

GOVERNANCE

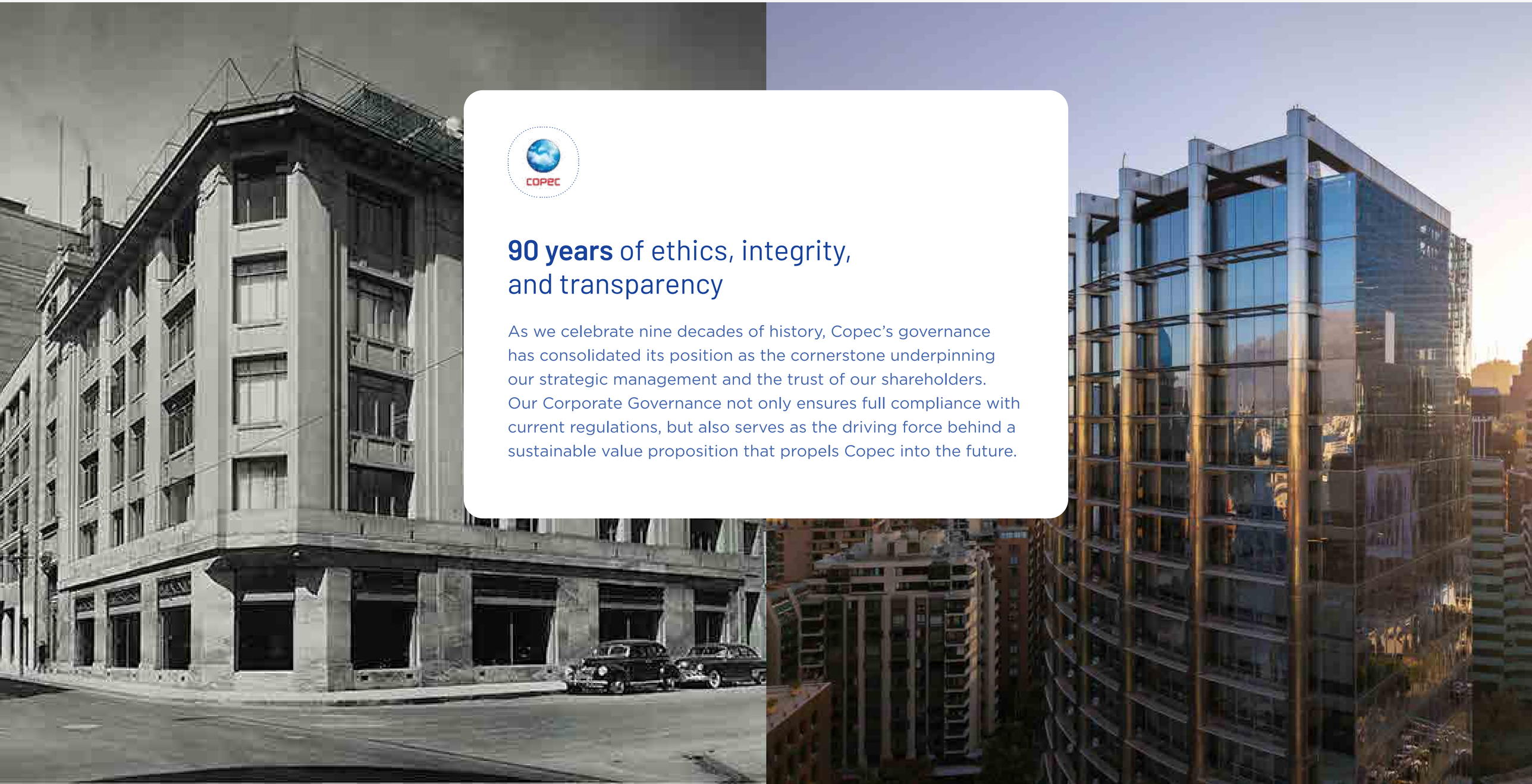

90 years of ethics, integrity, and transparency

As we celebrate nine decades of history, Copec's governance has consolidated its position as the cornerstone underpinning our strategic management and the trust of our shareholders. Our Corporate Governance not only ensures full compliance with current regulations, but also serves as the driving force behind a sustainable value proposition that propels Copec into the future.

CHAPTER 7

Governance

At Copec, business sustainability depends not only on financial results, but also on how we make decisions, manage risks, and engage with our stakeholders.



GOVERNANCE FRAMEWORK

NCG 519 3.1.i, 3.5

We view ethics and compliance as the cornerstone that provides coherence, strength, and vision to our purpose. Our governance framework not only underpins our operations, but also serves as the foundation from which we drive service excellence, responsible decision-making, and the creation of long-term sustainable value.

Our Corporate Governance acts with responsibility, respect, and strategic vision, adopting best practices and promoting a culture of ethics, transparency, and compliance across all our businesses and throughout our entire value chain. We integrate sustainability, anti-trust, regulatory compliance, crime prevention, and respect for human and labor rights across all our operations, recognizing that these elements are essential for sustainable and resilient management.

The policies we have developed reflect this commitment. They strictly comply with current legislation in Chile and in the markets where we operate, while also reflecting our commitment to going beyond mere compliance, consolidating a corporate culture that promotes high standards and continuous improvement.

As part of our portfolio diversification efforts, in 2025 we strengthened the Management and Governance Model for our subsidiaries to ensure that all companies within the Copec Ecosystem operate under the same standards of ethical excellence and compliance defined by the parent company. This unified governance mitigates cross-cutting risks, reinforces a cohesive corporate culture, and consolidates guidelines, further supported by digitalization processes and operational efficiency.

CORPORATE GOVERNANCE POLICIES AND PROCEDURES

NCG 519 3.2.vi, 4.2

Strategies

- Corporate Strategy.
- Sustainability Strategy.
- Cybersecurity Governance Strategy.
- Risk Management Strategy.

Models

- Crime Prevention Model.
- Antitrust Compliance Program.

Codes

- Code of Ethics.
- Supplier Code of Ethics.

Commitments

- Climate Change Statement.

Policies

- Human Rights Policy.
- Sustainability Policy.
- Energy Policy.
- Compliance Policy.
- Personal Data Protection and Processing Policy.
- Welfare Services Privacy and Personal Data Processing Policy.
- Crime Prevention Policy.
- Antitrust Policy.
- General Information Security and Cybersecurity Policy.
- Donations Policy.
- Gifts and Invitations Policy.
- Diversity and Inclusion Policy.
- Quality, Safety, Occupational Health at Work, and Environmental Policy.
- General Policy on Ordinary Operations of the Activity.
- Alcohol and Drug Policy.
- Communications Policy.
- Territorial Management Policy.
- Values and Reimbursements Policy.
- Human Resources Policies.
- Service Stations Physical Security Policy.
- Information Security Policies.
- Environmental Policy.
- Zero Waste Policy.
- Responsible Artificial Intelligence Policy.

Procedures

Corporate Governance Procedures of Empresas Copec S.A., containing:

- Policies for the hiring of consultants by the Board of Directors.
- Policies and procedures to apply for the position of Director.
- Induction procedure for new directors.
- Procedure for replacement of the CEO and Senior Executives.
- Guidelines and policy for remuneration, severance pay, and incentives for heads of department and C-level executives.
- Ethics Reporting Channel Procedure.
- Competition Relationship Procedure.
- Whistleblowing Management Procedure.
- Internal Investigations Procedure.
- Ethics Committee Action Definition Procedure.
- Complaints Management System.
- Procedure for Participation in Trade Associations.
- Crime Prevention Procedure.
- Procedure for Relations with Public Officials.
- Donations Procedure.
- Copec S.A specific procedures.

Commitment to Continuous Improvement

In 2025, we strengthened our governance framework by launching the new Environmental Policy, the Zero Waste Policy, the Responsible Artificial Intelligence Policy, and the Supplier Code of Ethics, tools that formalize our commitments to environmental protection and responsible conduct throughout the value chain, and that guide management practices aligned with our ethical and sustainability standards.

BOARD OF DIRECTORS

NCG 519 3.1.ii, 3.2.vii, 3.2.x, 4.2

Copec's strategic management and long-term vision stem from our Board of Directors, the highest body of our corporate governance, which meets monthly in accordance with our bylaws. In this capacity, it sets the Company's course, oversees its overall management, and ensures compliance with the highest legal and ethical standards by approving key policies on ethics, governance, risk management, sustainability, and environmental responsibility.

To bring the strategy to action, the Board of Directors delegates the management of the Company to the CEO and senior management, relying on specialized committees, several of which include direct participation by board members, which strengthens oversight in critical areas.

The Board of Directors meets twice a year with the Ethics and Compliance Officer to review progress, measures, and plans implemented, and to request additional actions as appropriate. It also holds meetings with the Comptroller to review the report on the plan and compliance from the Audit and Risk Management department. If necessary, these meetings are held more frequently.

The integration of sustainability into management is coordinated by the Corporate Affairs Management, responsible for incorporating these criteria into the organizational culture, structure, and decision-making processes. This work is supported by the Sustainability Executive Committee, led by the CEO and comprising the entire management team, which sets priorities, tracks the corporate strategy, and monitors progress on the sustainability plan, reporting directly to senior management. In turn, the Corporate Affairs Manager presents the progress of the Sustainability Strategy to the Board of Directors annually, and when relevant ESG matters arise, they are promptly incorporated into the Board's agenda for its review and analysis.

FEATURES OF THE BOARD OF DIRECTORS

NCG 519 3.2.xiii

In order to ensure a composition that aligns with our strategic challenges, the Board of Directors is renewed every three years based on criteria designed to strengthen leadership and decision-making. Currently, it consists of seven directors, six of Chilean nationality and one of Argentine nationality, with an average permanence of 14.86 years. This process takes into account the candidates' professional background, industry experience, and relevant skills.

Prior to the Annual Shareholders' Meeting, we provide shareholders with the information and supporting documentation regarding the matters to be submitted for approval, including background information on the directors nominated for the new term and proposed amendments to the bylaws.

Meetings are preferably held in person, and since we priorly have pre-confirmations from 100% of participants, there is no need to issue notices of the meeting or set up remote participation options.

CORPORATE GOVERNANCE PROCEDURES

At Copec, our Board of Directors is governed by Empresas Copec's Corporate Governance Procedure, which lays out a common framework of principles and guidelines, defining the procedures that guide the role, responsibilities, and functioning of its members.

a. Induction of new members and training of the Board of Directors

NCG 519 3.2.v, 3.2.ix.a

With the aim of strengthening management practices aligned with the highest standards of governance, Copec adheres to Empresas Copec S.A.'s Corporate Governance Procedures, which include both the Director Induction Procedure and the Training Procedure. These procedures aim to ensure adequate preparation and annual updates on key topics such as best practices, sustainability, risk management, and compliance with legal obligations, the content of which is periodically adjusted in light of changes in the regulatory environment and the market.

For new directors, the induction process covers topics such as general information about the company, its structure and legal framework, the governance model, ownership and corporate structure, as well as the company's history, vision, and strategic objectives. This process is led by the CEO and the Legal Manager.

b. Hiring of consulting services

NCG 519 3.2.iii, 3.3.v

We have a policy for hiring external consulting services to support the work of the Board of Directors, aimed at safeguarding the technical quality of specialized support, the responsible use of resources, and the adoption of best practices in governance. This framework establishes clear criteria for evaluating each request, taking into account the merits of the need identified and the associated cost.

In 2025, we paid a total of UF 16,802 for external consulting services, notably financial statement audit services provided by KPMG Auditores Consultores SpA (UF 7,520) and tax consulting services provided by EY Consultores Limitada (UF 9,282).

BOARD SESSIONS

NCG 519 3.2.x, 3.2.xii, 3.2.xii.a, 3.2.xii.b, 3.2.xii.d, C2-1

At Copec, we promote a Board of Directors that operates based on thorough preparation, transparency, and timely access to information. Within this framework, and even though our bylaws do not formally require it, we have established a communication protocol that ensures the distribution of meeting notices for each session, along with the relevant documentation, to enable informed deliberation by the directors. This approach is also reflected in a high level of commitment and participation, with an average attendance rate of 94% at Board meetings in 2025.

To ensure quick and secure access to key information for decision-making, the Board of Directors uses the Diligent Board digital platform, which centralizes agendas, documents, notes, and sessions minutes online, thereby strengthening the management and safeguarding of corporate governance information.

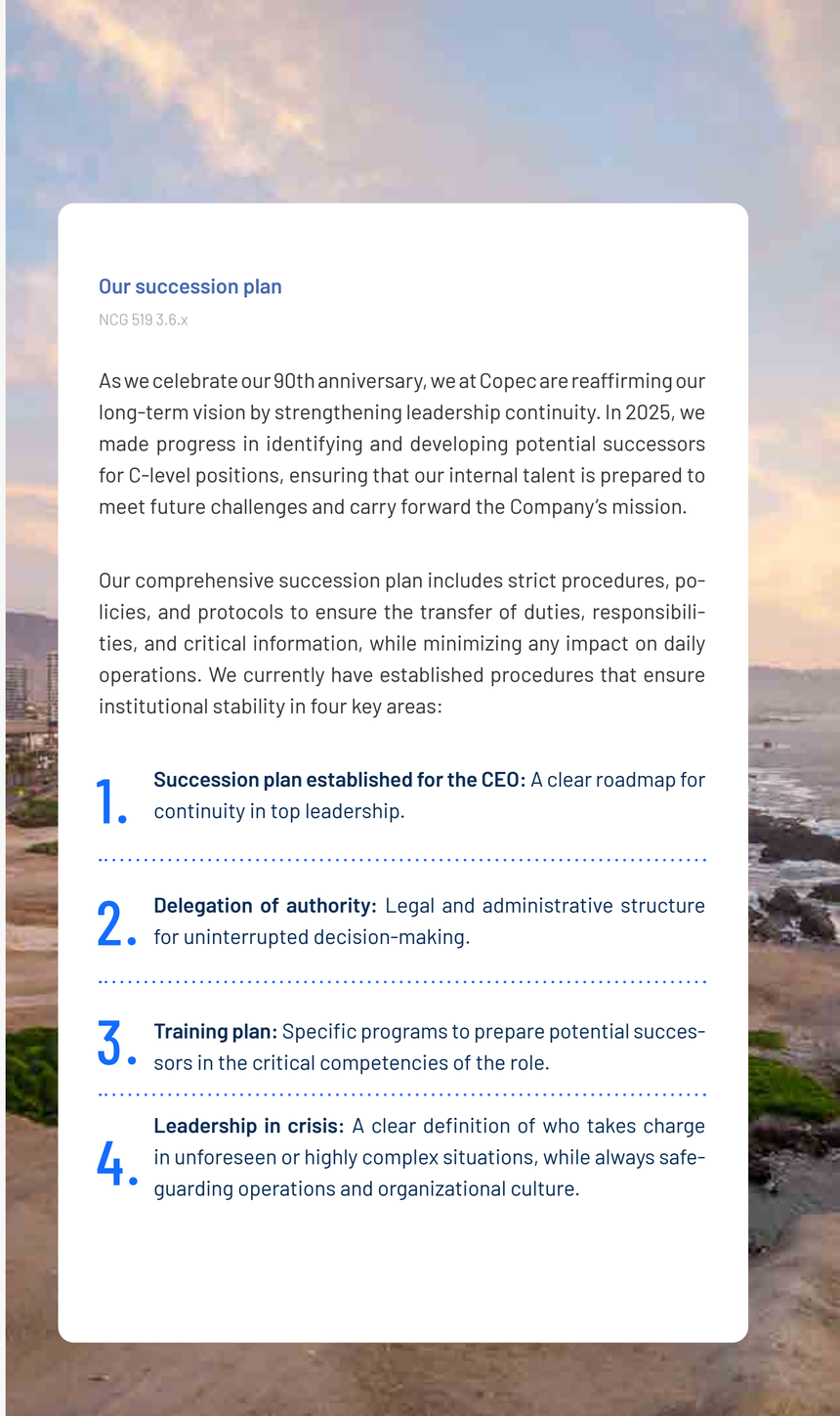

Our succession plan

NCG 519 3.6.x

As we celebrate our 90th anniversary, we at Copec are reaffirming our long-term vision by strengthening leadership continuity. In 2025, we made progress in identifying and developing potential successors for C-level positions, ensuring that our internal talent is prepared to meet future challenges and carry forward the Company's mission.

Our comprehensive succession plan includes strict procedures, policies, and protocols to ensure the transfer of duties, responsibilities, and critical information, while minimizing any impact on daily operations. We currently have established procedures that ensure institutional stability in four key areas:

1. **Succession plan established for the CEO:** A clear roadmap for continuity in top leadership.
2. **Delegation of authority:** Legal and administrative structure for uninterrupted decision-making.
3. **Training plan:** Specific programs to prepare potential successors in the critical competencies of the role.
4. **Leadership in crisis:** A clear definition of who takes charge in unforeseen or highly complex situations, while always safeguarding operations and organizational culture.

REMUNERATION

NCG 519 3.2.ii

The remuneration of the Board of Directors is determined exclusively by the Annual Shareholders' Meeting, without the involvement of other stakeholders. This determination takes into account the level of responsibility associated with each position, establishing for the Chairman of the Board a remuneration equivalent to three directors and for the Vice Chairman, the equivalent of two directors.

Remuneration of the Board of Directors (UF)

BOARD MEMBER	2025			2024		
	FIXED	VARIABLE	TOTAL	FIXED	VARIABLE	TOTAL
Roberto Angelini Rossi	450	NA	450	450	NA	450
Jorge Andueza Fouque	300	NA	300	300	NA	300
Jorge Bunster Betteley	150	NA	150	150	NA	150
Carlos Ingham Kottmeier	150	NA	150	150	NA	150
Eduardo Navarro Beltrán	150	NA	150	150	NA	150
Lorenzo Gazmuri Schleyer	150	NA	150	150	NA	150
Francisco León Délano	150	NA	150	150	NA	150

Note: Board members receive only a fixed fee for their service on the Board. There are no variable compensation, additional fees, or other benefits associated with the position.

FIELD VISITS AND DIRECT DIALOGUE

NCG 519 3.2.viii

In 2025, our Board of Directors visited the Company's facilities in the town of Quintero, in the Valparaíso Region, with the aim of fostering direct dialogue with the teams and gaining insight into the day-to-day experiences of those who make Copec's operations possible.

The day's activities included a tour of the Quintero Complex, led by local teams, during which the Board of Directors was able to observe firsthand the storage, production, and maintenance processes at the Imported Products Terminal (TPI) and the Lubricants Plant, as well as speak with workers about their operations and the challenges related to safety, continuity, and efficiency. In the same area, they visited the El Bato wetland, located on the Company's property, where we have been carrying out conservation and monitoring activities for years as part of Copec's biodiversity strategy. At this wetland, they also planted nine trees themselves, symbolizing the Company's 90th anniversary.

Afterward, everyone headed to the Copec service station in Llay Llay, where the directors spent time with the employees, had lunch at Streat Burger, and experienced the service firsthand from the perspective of both customers and service teams. At the same facility, the Board visited one of the 16 Biodiversity Refuges established as part of the 90th Anniversary Program, an initiative that involved setting up one refuge per region at previously selected stations that met the technical and environmental requirements defined by the Company.

These visits reinforce a style of governance that thrives on direct dialogue with people, strengthening decision-making and fostering a long-term perspective.

BOARD COMMITTEES

NCG 519 3.3.i; 3.3.ii; 3.3.iv; 3.3.vii; 3.1.v

Our Corporate Governance structure is supported by five specialized committees comprising directors, designed to enhance strategic oversight and strengthen the management of risks and impacts relevant to the Company.

The composition of each committee is based on its area of responsibility, prioritizing the experience and expertise of its members, which enables rigorous decision-making aligned with the challenges of our operations.

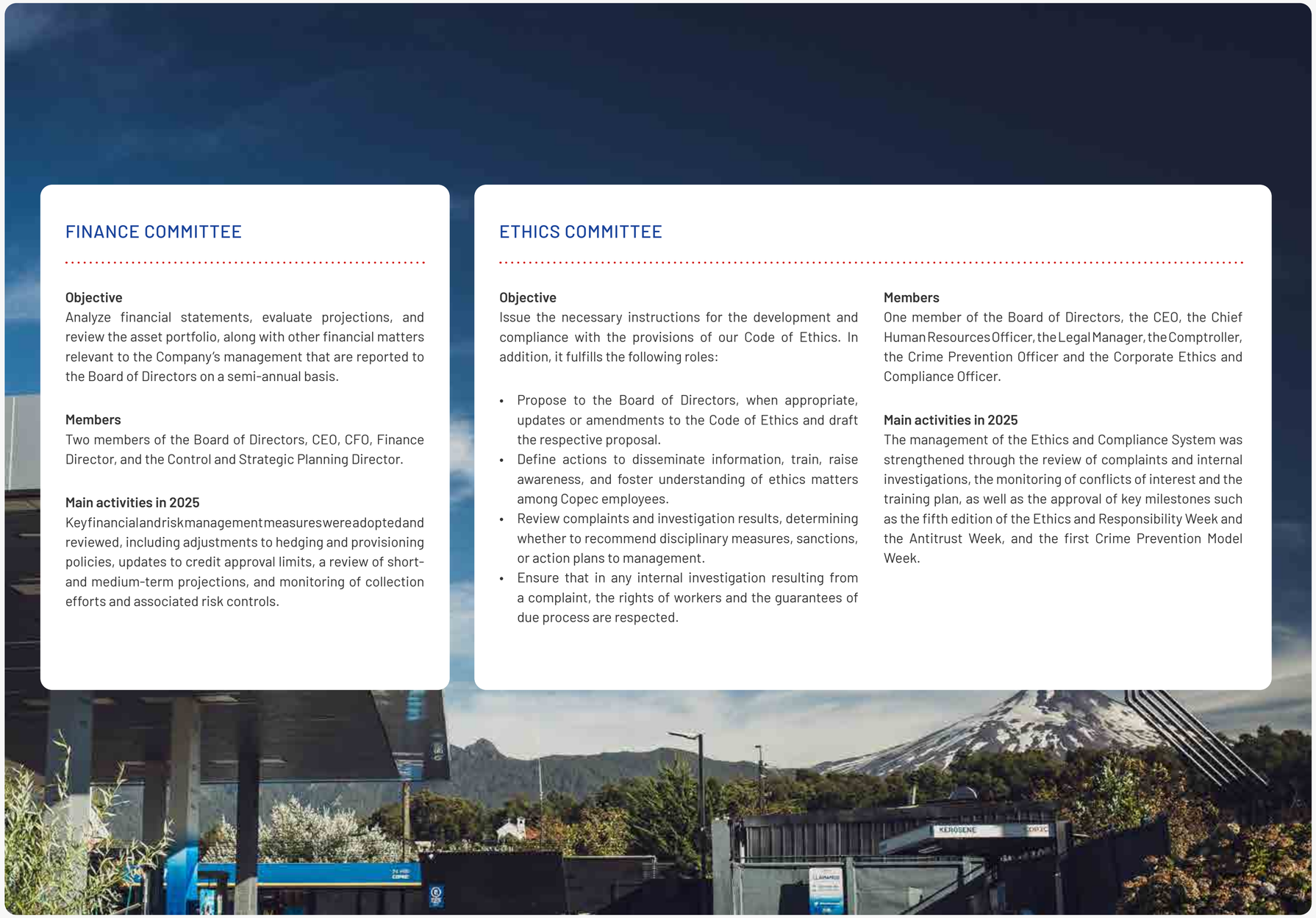

FINANCE COMMITTEE

Objective
Analyze financial statements, evaluate projections, and review the asset portfolio, along with other financial matters relevant to the Company's management that are reported to the Board of Directors on a semi-annual basis.

Members
Two members of the Board of Directors, CEO, CFO, Finance Director, and the Control and Strategic Planning Director.

Main activities in 2025
Key financial and risk management measures were adopted and reviewed, including adjustments to hedging and provisioning policies, updates to credit approval limits, a review of short- and medium-term projections, and monitoring of collection efforts and associated risk controls.

ETHICS COMMITTEE

Objective
Issue the necessary instructions for the development and compliance with the provisions of our Code of Ethics. In addition, it fulfills the following roles:

- Propose to the Board of Directors, when appropriate, updates or amendments to the Code of Ethics and draft the respective proposal.
- Define actions to disseminate information, train, raise awareness, and foster understanding of ethics matters among Copec employees.
- Review complaints and investigation results, determining whether to recommend disciplinary measures, sanctions, or action plans to management.
- Ensure that in any internal investigation resulting from a complaint, the rights of workers and the guarantees of due process are respected.

Members
One member of the Board of Directors, the CEO, the Chief Human Resources Officer, the Legal Manager, the Comptroller, the Crime Prevention Officer and the Corporate Ethics and Compliance Officer.

Main activities in 2025
The management of the Ethics and Compliance System was strengthened through the review of complaints and internal investigations, the monitoring of conflicts of interest and the training plan, as well as the approval of key milestones such as the fifth edition of the Ethics and Responsibility Week and the Antitrust Week, and the first Crime Prevention Model Week.

AUDIT AND RISK COMMITTEE

Objective
Reports to the Board of Directors on a quarterly basis and has the following functions:

- Oversee compliance with the Annual Internal Audit Plan.
- Review and evaluate the functioning and adequacy of the internal control system.
- Assess the status of the implementation of actions committed by management, based on the observations made in the audit reports, making decisions in the event of deviations, non-compliance, or inconsistencies with the requirements for risk mitigation.
- Propose specific measures to improve the Company's control environment, as well as to improve specific processes where the level of risk has not been sufficiently mitigated to reach the level defined as tolerable.
- Validate the strategy and supervise the correct implementation of the Risk Management Policy.
- Monitor the implementation of a risk management culture and promote it in the Company.
- Monitor the management's adherence to the Risk Management Framework and the Risk Strategy.

Members
One member of the Board of Directors, CEO, Legal Manager, CFO, Comptroller, Internal Audit Officer, and the Risk Management Officer.

Main activities in 2025
Ongoing, independent advice was provided to the Board of Directors; key audit findings and the status of the internal control system were reviewed; and compliance with the action plans committed to by the different management teams was verified.

INNOVATION COMMITTEE

NCG 519 3.1.iv

Objective
Evaluate the innovation investments and projects that are presented to the Board of Directors on a monthly basis.

Members
Three members of the Board of Directors, the CEO, and the Chief Development Division Officer.

Main activities in 2025
A strategic growth and diversification agenda was launched, with the approval of new investments by CVC Wind Ventures (including a stake in a fund in Asia) and the acquisition of Juan Valdez and Bikote Solar to strengthen the Ampere platform in solar energy. In addition, Chiletur's international expansion under the Tur.com Copec brand was approved, consolidating its position as a regional marketplace.

ENERGY COMMITTEE

Objective
Analyze, validate, and monitor the Company's strategies in businesses related to new energies. Reports to the Board of Directors on a monthly basis.

Members
Two members of the Board of Directors, the CEO, the Chief Development Division Officer, and two external consultants.

Main activities in 2025
The global energy strategy was reviewed and approved, along with strategic investment projects in utility-scale generation and air conditioning, thereby strengthening a comprehensive portfolio of energy solutions.

EXECUTIVE COMMITTEES

Management operates through seven executive committees, composed of chief officers and leaders from across the organization, responsible for overseeing management in key strategic areas.

INVESTMENT COMMITTEE

Defines and approves the annual investment plan for the following period, taking into account the perspectives of the relevant departments and the CEO.

DATA PROTECTION COMMITTEE

Establishes corporate guidelines for the processing of personal data, based on proposals from the Data Protection Officer, and also acts as an advisory body regarding decisions that may impact the Company's operations.

CRISIS COMMITTEE

Coordinates the strategic management of critical and high-severity incidents that may pose a threat, ensuring timely responses to protect people, assets, operational continuity, and corporate reputation. Its work focuses on prevention, mitigation, and recovery, with an emphasis on minimizing impacts and quickly restoring operations.

SUSTAINABILITY COMMITTEE

On a quarterly basis, it defines strategic criteria and priorities and evaluates progress in the implementation of the sustainability strategy and its respective annual plan.

DONATIONS COMMITTEE

Authorizes donations made by the Company, ensuring compliance with the Donations Policy and its associated procedure.

HEALTH AND SAFETY COMMITTEE

Reports on health and safety performance through indicators related to internal employees and collaborators. It also reports on customer accidents, plant process indicators, incident management, program compliance, and analysis of serious incidents.

CYBERSECURITY STRATEGIC COMMITTEE

Meets twice a year to assess the state of cybersecurity, analyze relevant events, define strategic adjustments, and prioritize the necessary resources.

SERVICE COMMITTEE

Analyzes key performance indicators related to service, efficiency, and safety; follows up on projects and action plans; and forwards requests from other departments to the Operations Management.

IT COMMITTEE

It proposes, approves, and follows up on the Technology and Systems Strategic Plan, while also ensuring the proper performance and continuity of the Company's IT ecosystem.

ETHICS AND COMPLIANCE

NCG 519 3.6.vii; 3.6.viii; 3.6.ix

At Copec, we have a Corporate Ethics and Compliance System, overseen by the Board of Directors, which establishes policies and procedures designed to promote conduct that is ethical, responsible, and in compliance with current regulations.

This system is structured around four fundamental cornerstones that guide our ethical conduct in accordance with current legislation and national and international best practices:

1. Corporate Ethics Program
2. Crime Prevention Model
3. Antitrust Compliance Program
4. Privacy Protection and Processing of Personal Data

CORPORATE ETHICS PROGRAM

Our history has been marked by an unwavering commitment to acting with ethics, integrity, and responsibility in all our decisions and operations. At Copec, we view ethics not merely as a stated principle, but as a tangible way of doing business that safeguards people's trust, ensures the sustainability of our operations, and fosters long-term value creation.

Code of Ethics

The cornerstone of our commitment to ethics and responsibility is embodied in our Code of Ethics, which is aligned with the highest regulatory standards and best practices. This document sets forth the principles and guidelines that should govern the conduct of everyone at Copec, fostering a culture based on integrity, respect, and responsibility.

Both Copec and its subsidiaries have their own codes of ethics, which are publicly available on their respective websites. These codes share a common guideline and consistently address key issues such as the prevention of corruption and bribery, non-discrimination, confidentiality of information, the management of conflicts of interest, anti-trust practices, the prevention of money laundering and insider trading, as well as the protection of the environment, health, and safety.

In line with this approach, starting in 2025 we strengthened our ethical standards by introducing a Supplier Code of Ethics, through which we extend these principles to our value chain, promoting responsible practices consistent with our values in all operations and business relationships.

Our ethical commitments place people at the heart of our operations, promote a culture of service toward our customers, strengthen honest and fair partnerships with strategic allies, protect the environment and the social context in which we operate, safeguard the Company's value and the interests of our shareholders, and reinforce our role as a responsible corporate citizen.

Any conduct that violates the provisions of our Codes of Ethics will trigger the corresponding internal investigation procedures, without prejudice to any legal actions that may be taken, and may result in disciplinary measures ranging from warnings to termination, depending on the severity of the violation.

Ethics Reporting Channel

At Copec, we have an Ethics Reporting Channel that reinforces our commitment to integrity, transparency, and the prevention of misconduct throughout the Copec Ecosystem. This mechanism is available to employees, shareholders, customers, suppliers, and third parties, and is operated by an independent third party, ensuring objectivity, confidentiality, and impartial handling of reports.

Through this channel, it is possible to report any illegal act or conduct, as well as violations of our Code of Ethics and applicable regulations, including Law 20,393 on the criminal liability of legal entities, antitrust provisions, and the Karin Law. The channel allows for both anonymous and identified reporting, ensuring the traceability of the process in both cases, and has a zero-tolerance policy regarding retaliation.

The channel is managed by the Ethics and Corporate Compliance Officer, who is responsible for its administration and for handling reports. In addition, Copec has a publicly available Ethics Reporting Channel Procedure that outlines the steps for receiving, analyzing, and investigating reports, ensuring a clear, confidential, and consistent process.

CRIME PREVENTION MODEL (CPM)

NCG 519 3.6.xiii, 8.1.5

The integrity of our conduct is safeguarded by a robust and fully implemented Crime Prevention Model, designed to prevent the commission of crimes covered by Law 20.393 that are applicable to our operations. This model is based on a clear framework of rules, policies, and procedures. These include the Crime Prevention Policy, the Gifts and Invitations Policy, and the Procedure for Relations with Authorities and Public Officials. These guidelines are aligned with the Company's Risk Matrix, which identifies relevant risks, defines controls, and establishes action plans that are monitored and audited on a regular basis.

In line with developments in the regulatory environment, in 2025 we strengthened this model through the comprehensive implementation of the Economic Crimes Act, incorporating new criminal offenses, updating the risk matrix, enhancing training initiatives, and presenting the updated model to the Board of Directors. During the period, no enforceable sanctions associated with Law No. 20,393 were recorded, reflecting a model that protects trust and ensures long-term sustainability.

Detection and prevention Mechanisms

NCG 519 3.1.iii

The effectiveness of our Crime Prevention Model is based on specific mechanisms that enable us to anticipate, identify, and promptly manage risks of misconduct. Our Ethics Reporting Channel is available through different communication channels, such as our website, intranet, and supplier portal. In addition, employees can escalate their reports to our email address prevenciondedelitos@copec.cl or through their direct supervisor. Through these tools, we strengthen a culture of integrity, safeguard regulatory compliance, and ensure consistency between our ethical principles and the way we operate.

Conflicts of interest

Anticipate and manage

We identify potential conflicts of interest by requesting and periodically updating the Declaration of Interests from employees, suppliers, grantees, and members of the Board of Directors, in accordance with internally defined criteria and frequency. This mechanism is applied both at the start of the relationship and on an annual basis for positions with decision-making authority. As a safeguard, we cross-check the disclosed information against internal databases, which allows us to identify potential unreported situations. The management of these cases is governed by our Conflict of Interest Policy and is led by the Ethics and Corporate Compliance Officer, with the support of the respective management teams.

Corruption and bribery

Clear standards and zero tolerance

We prevent corruption and bribery through a regulatory framework approved and overseen by our Board of Directors, in accordance with the guidelines of the Law 20,393 and a series of training sessions focused on conveying the expected conduct of employees and third parties who handle Copec matters with third parties.

This framework includes our Code of Ethics, the Crime Prevention Model, the Crime Prevention Policy, the Gifts and Invitations Policy, the Policy and Procedure for Donations and Social Contributions, and the Procedure for relations with Authorities and Public Officers. These guidelines address matters such as gifts, political contributions, donations, mandatory training, management of non-compliances, and the application of corrective or disciplinary measures in the event of breaches.

Money laundering and terrorist financing

Preventive controls

We complement this approach with due diligence processes for suppliers and grantees, supported by specialized platforms for anti-money laundering and the identification of politically exposed persons. These tools enable us to detect red flags associated with unusual transactions, potential links to illicit activities, or heightened levels of risk, facilitating the timely implementation of appropriate measures throughout the relationship.

Monitoring and continuous improvement

These mechanisms are reinforced by ongoing oversight, auditing, and monitoring of controls, along with a visible commitment from senior management, which enables us to anticipate risks, strengthen our compliance culture, and ensure the effectiveness of our model over time.

ANTITRUST COMPLIANCE PROGRAM

NCG 519 3.1.iii, 8.1.4

Fair competition is a core principle for the development of transparent and reliable markets. In this context, we have an Antitrust Program, updated in 2025, which is guided by four strategic cornerstones: prevention, detection, timely response, and continuous improvement. This approach helps foster a culture of compliance across the organization and ensures that decision-making aligns with current regulations.

The program is based on a specific regulatory framework that includes the Antitrust Policy, the Procedure for Participation in Trade Associations, and the Competition Relationship Procedure, which are supplemented by internal protocols applicable to certain operations. Oversight of these matters is the responsibility of the Ethics and Corporate Compliance Officer, supported by monitoring and auditing bodies for the defined controls. During the period, no enforceable sanctions were recorded in antitrust matters.

Fostering a culture of integrity

Ethical and responsible conduct, along with the use of the Ethics Reporting Channel and compliance with the Crime Prevention Model, were reinforced through training sessions for our employees and ongoing outreach to our different stakeholders.

In this vein, in 2025 we launched three ethics and compliance campaigns: the fifth edition of Ethics and Responsibility Week and the Free Competition Week, as well as the first edition of the Crime Prevention Model Week. All of these initiatives incorporated new formats and communication approaches that fostered a better understanding and ownership of these concepts within the organization.

This effort also extended to our network, where this year our dealers participated in the Alliance for Integrity's "Businesses for Business" program, an initiative aimed at supporting the development and implementation of effective integrity and anti-corruption systems. Through 24 sessions, we were able to train 85% of our dealers, strengthening a shared culture of integrity throughout the network.

Recognizing that ethics must also be a hallmark of our entire value chain, this year we conducted 10 training sessions for our key suppliers on the risks they may face regarding corporate criminal liability and corporate ethics, based on our Crime Prevention Model.

PRIVACY PROTECTION AND PROCESSING OF PERSONAL DATA

At Copec, we view the protection of privacy and personal data as a cornerstone of our governance and of the trust we build with customers, employees, and stakeholders. We have a Data Protection Compliance Model that enables us to conduct periodic internal reviews to assess compliance with current regulations, identify gaps, and strengthen ongoing and proactive management of personal data processing. This framework is based on a Privacy Policy, approved by the CEO and applicable to the entire Company and its subsidiaries, which establishes principles, responsibilities, and formal contact channels, reaffirming our commitment to confidentiality and the responsible use of data.

In 2025, we expanded on this approach with significant progress in the Data Protection Officer's identification of legal gaps, the formalization of the Processing Activities Record, and the establishment of protocols for the enforcement of consumer rights. In 2024, we conducted an external review through a legal analysis of data protection gaps, and a new assessment of this kind is planned for 2026.

At the same time, we are strengthening data security and protection in our digital products by moving forward with the implementation of a new Privacy Policy and robust security standards at Copec Pay. These measures reinforce our corporate compliance and risk management system and prepare us for the new challenges posed by Law 21.719, contributing to a more transparent, reliable operation that is aligned with best practices.

HUMAN RIGHTS

Respect for and the promotion of human rights are a key cornerstone of our actions and of the relationships we build with the people and communities where we operate. At Copec, we understand that protecting the dignity, fundamental freedoms, and environment of those around us is an essential prerequisite for sustainable and responsible development.

This commitment is formalized through our participation in the United Nations Global Compact and our endorsement of its 10 principles, one of whose central axis is the respect, protection, and promotion of human rights, both within and outside the organization. We also have our Corporate Human Rights Policy (publicly available), which guides our decisions and practices, reaffirming our adherence to international standards. Through this policy, we ensure respect for these rights in our operations, including our employees, direct activities, products, and services, and we ensure compliance with these principles throughout our entire value chain.

In this context, we categorically reject any form of forced or child labor, and we promote unrestricted respect for freedom of association, the right to collective bargaining, and non-discrimination as the foundations of fair, diverse, and respectful work environments.

Our Code of Ethics reinforces this commitment by recognizing, among others, the following fundamental rights:

- The right to privacy (including family life), honor, reputation, personal data, and communications.
- Freedom of thought, conscience, and religion.
- The right to found a family and to its protection.
- The right to social security.
- The right to live in an environment free from pollution.

In this way, we integrate respect for human rights into our daily work, convinced that sustainability is built on the recognition and protection of people's dignity.

As part of this commitment, our Procurement, Ethics and Compliance, Territorial Management, and Sustainability teams received training throughout 2025. Through the course "Human Rights and Due Diligence," taught by Pontificia Universidad Católica de Chile's Law School, our professionals strengthened their knowledge in the areas of corporate due diligence, corporate governance, risk management, compliance, and complaint and redress mechanisms. This initiative allowed us to prepare for the human rights due diligence process that we will begin in the first half of 2026.

REGULATORY COMPLIANCE

Customers

NCG 519 8.1.1

We strive to conduct our product sales and service provision activities within a regulatory framework that expressly protects the rights of our customers and consumers. Our operations are in compliance with Law No. 19,496 on the Protection of Consumer Rights, as well as with the regulations and guidelines established by the National Consumer Service (SERNAC).

This initiative is part of our programs aimed at strengthening, managing, and continuously improving our relationship with our customers, while promoting consistent standards of quality, transparency, and trust at every point of contact.

Copec's approach to consumer protection is based on the following cornerstones:

LEGAL FRAMEWORK AND REGULATORY COMPLIANCE

We explicitly affirm our compliance with Law No. 19,496 and the regulations and procedures of SERNAC, incorporating these requirements into our internal processes, protocols, and service models to promote a proactive and systematic approach to compliance. During the period, three fines totaling $2,433,970 were imposed, related to matters concerning customer and consumer rights.

EXPERIENCE, COMPLAINT, AND SATISFACTION MANAGEMENT

Customer service channels: We have a centralized customer service team that handles inquiries via phone, WhatsApp, social media, and online forms, supplemented by an AI-powered chatbot that quickly and efficiently answers frequently asked questions.

Improvement programs: Through customer service channels and the "Quiebres de Servicio" initiative (Service Breaks), Company executives analyze significant complaints to identify their root causes and strengthen processes, actively incorporating customer feedback into continuous improvement and the development of products and services. This approach is complemented by ongoing monitoring of satisfaction through indicators such as the NSI (Net Satisfaction Index).

PRODUCT AND SERVICE QUALITY AND SAFETY

We maintain management systems certified under the ISO 9001:2015 standard for fuel quality control, ensuring compliance with technical standards and the protection of our customers' assets. In addition, we offer microfiltration services that help protect the fuel injection systems of vehicles and machinery, enhancing the safety and reliability of our products. Furthermore, our Top Tier+TM certified fuels guarantee superior detergency to protect the engine, improve efficiency, and reduce emissions.

SUPERVISION OF FINANCIAL SERVICES

Our Copec Pay digital wallet, operated through our subsidiary CMPD, is subject to supervision by the Financial Market Commission (CMF), ensuring compliance with applicable regulatory standards.

Workers

NCG 519 8.1.2

Respect for labor rights and the promotion of fair working conditions are cornerstones of our management. At Copec, we comply with the Labor Code, ensuring respect for freedom of association, occupational safety and health, and the consistent application of labor standards across all our operations, while fostering environments based on equity, respect, and human dignity.

This approach is reinforced by our Human Rights Policy, which reaffirms the Company's commitment to the highest ethical and regulatory standards in its relationships with employees and other stakeholders.

During the period, six enforceable penalties were recorded for regulatory breaches related to workers' rights, totaling $22,531,608 pesos, and no enforceable rulings were issued regarding labor actions. Likewise, in 2025, we had 45 labor actions* pending.

Environment

NCG 519 8.1.3

Copec's environmental performance is guided by strict compliance with current Chilean regulations. Our operations are conducted in accordance with Law No. 19,300 on General Environmental Principles, which sets out the principles and requirements for environmental assessment and management, as well as Law No. 20,417, which created the Environmental Regulator (SMA) and strengthened oversight and enforcement mechanisms in the event of noncompliance. During the period, we did not receive any environmental sanctions.

* All lawsuits filed during this period are considered labor actions, regardless of their procedural status or outcome.

RISK MANAGEMENT

RISK MANAGEMENT MODEL

NCG 519 3.6, 3.6.i, 3.6.ii

We have a Risk Management Model that provides a framework for identifying, assessing, and managing the business's key strategic and operational risks. Aligned with international standards and industry best practices, this model takes a preventive approach aimed at strengthening decision-making and ensuring business continuity.

In 2025, strategic priorities focused on updating operational risk and risk tolerance matrices, as well as assessing strategic risks. At the same time, we consolidated the Crisis Management Model and made progress in developing Business Continuity Plans, which successfully began their testing phases, strengthening our ability to respond to critical events.

Across the board, we are promoting a Risk and Crisis Management Culture Plan through specific training on policies, controls, and best practices, supplemented by simulation drills, strategic benchmarking, and updates to the associated technical documentation. In this context, we conducted a comprehensive risk management workshop, where we trained the second lines of defense, aligned key concepts, and promoted collaborative work to strengthen the system's effectiveness.

We also strengthened the team by adding a new position focused on risk management at our subsidiaries. In 2025, we began training on risk and crisis management methodologies at Arcoprime, Blue Express Copec, and Copec Flux, while also establishing a formal communication channel to ensure timely crisis reporting and proper coordination and information flow.

Our management approach is guided by our Risk Policy, which is based on the ISO 31000 standard, updated and approved in 2024, and aims to protect and create value all across the Company's activities and processes. This approach fosters an organizational culture focused on the analysis, prevention, and anticipation of risks, taking into account technical, human, and cultural factors alike.

Risk Management Governance

NCG 519 3.2.vi, 3.3.vi, 3.6.iii, 3.6.v, 3.6.vi

Risk management governance at Copec is organized under a three-lines-of-defense model, with clearly defined roles and responsibilities.

Governance:
The Board of Directors and the Audit and Risk Committee exercise independent oversight by approving the Risk Management Policy, defining risk tolerance, and regularly reviewing the status of key risks, thereby strengthening governance and internal control at the strategic level.

First line:
Head of departments are responsible for identifying, assessing, and managing risks within their respective areas, ensuring the proper implementation of controls, monitoring action plans, and reporting relevant events in a timely manner.

Second line:
The risk management role, led by the Comptroller and the Head of Risk Management, oversees the proper application of the Risk Management Policy, drives the implementation and continuous improvement of the model, conducts periodic monitoring of risks, and fosters an organizational culture focused on effective risk management.

Third Line:
Internal Audit conducts an independent and objective assessment of the efficiency and effectiveness of internal controls and risks within the organization. It provides recommendations for improving internal controls and managing risks.

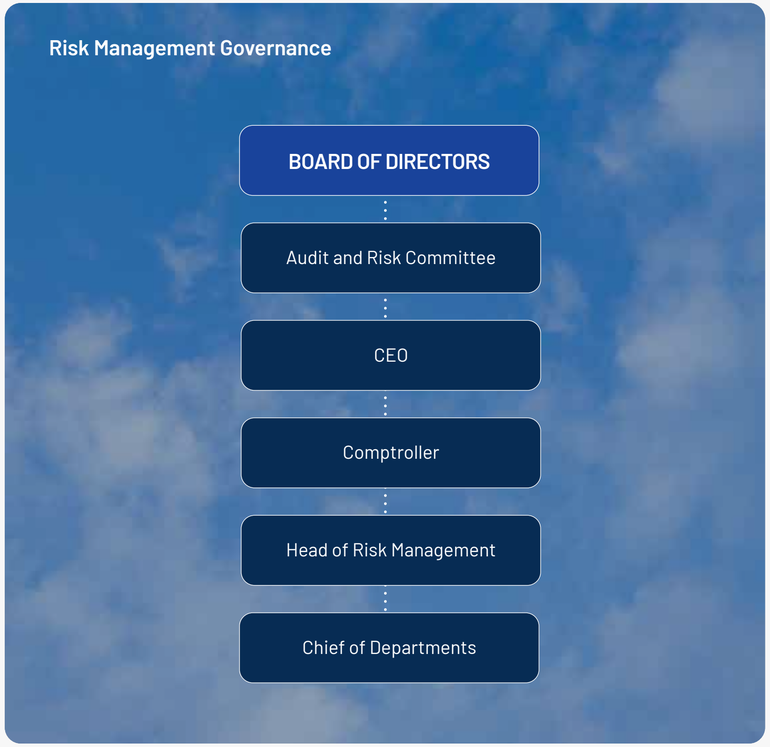

DEVELOPING RESILIENCE

NCG 519 3.2.xi, C5-1

With operational continuity and service excellence as the cornerstones of our value proposition, we have systematically strengthened our resilience and ability to respond to critical events. In this vein, we have made progress in preparing and testing our crisis management and business continuity mechanisms, conducting two annual crisis management drills, involving both primary and backup systems, testing the Concón Plant Continuity Plan, and updating the Crisis Management Plan to incorporate lessons learned and operational improvements.

This work was complemented by the development of business continuity plans for all of the Company's plants and for the Lubricants Laboratory, strengthening preparedness, coordination, and response capabilities in the event of disruptions, with a focus on ensuring uninterrupted service to our customers.

Emergency plans

As a key milestone of the period, we strengthened our emergency plans for natural disasters and force majeure events by establishing protocols and a communication plan for crisis scenarios. This approach recognizes service stations as continuity hubs, thanks to their energy autonomy, food availability, and satellite connectivity via Starlink, enabling support for both employees and operational continuity, as well as the community, in the event of severe disruptions to basic utility services.

In addition, head of departments in key crisis management roles are equipped with emergency kits that ensure connectivity and coordination for a timely response in highly disruptive situations.

RISK AND CRISIS MANAGEMENT CULTURE PLAN

NCG 519 3.6.viii

With the aim of fostering an organizational culture focused on prevention and better preparedness for risk and crisis scenarios, this year we launched a cross-functional Risk and Crisis Management Culture Plan, encompassing everyone from board members to employees. Within this framework, we established the Integrated Risk Management Committee, which enabled us to introduce key concepts and align second-line-of-defense teams around a shared vision of risk management.

This initiative was complemented by training on business continuity plans for head of plants, as well as internal communication efforts via the corporate newsletter, aimed at reinforcing learning, fostering the adoption of best practices, and integrating risk management into daily operations.

Technological innovation in risk management

NCG 519 3.1.v

In 2025, we made progress in integrating artificial intelligence and advanced analytics into our risk management processes, expanding the use of technology as a decision-making tool. In this context, we developed the first version of the Key Risk Indicators (KRI) dashboard for strategic risks, which provides us with a more timely and structured view of the main risks at the corporate level.

IDENTIFICATION, PRIORITIZATION, AND MANAGEMENT OF RISKS

NCG 519 3.6.ii, 3.6.iv, C3-1

At Copec, we manage risks using a comprehensive approach that distinguishes between operational, strategic, and emerging risks. This enables us to systematically identify risks, prioritize them appropriately based on their criticality, and define mitigation measures tailored to their potential impact on the business and its sustainability. This approach involves incorporating risk criteria from the development of products and services to the operations themselves.

OPERATIONAL RISKS

Operational risks are associated with the execution of core business activities and the value chain. Their identification, assessment, monitoring, and communication are carried out in accordance with a formal methodology, led by the Risk and Crisis Management department, which reports periodically to Senior Management through the Audit and Risk Committee and, on a semi-annual basis, to the Board of Directors, as part of the Comptroller's report.

The management and handling of these risks fall under the responsibility of each department in charge of operational processes, which must define and implement specific mitigation plans in accordance with the Operational Risk Assessment Manual. This process includes reviews at least once a year, taking into account current exposure and relevant changes in the operational and regulatory environment.

STRATEGIC RISKS

NCG 519 3.6.iv, 6.2.viii; C3-3

Strategic risks are those that can directly affect the Company's ability to achieve its strategic objectives and its financial performance. They are updated every two years and reviewed by senior executives to ensure they remain aligned with the corporate strategy. Their impact on business performance and financial condition is managed through the Strategic Risk Management process.

Our strategic risks are:

- Corporate reputation
- Regulatory compliance
- Environment
- Financial and market-related
- Safety and security of people, operations, and infrastructure
- Cybersecurity
- Business continuity
- Talent attraction and retention
- Changes in market trends
- Climate change
- Political and social
- Regulatory changes

Risk Management in the Copec Ecosystem:
In 2025, Tur.com Copec strengthened the integrity of its ecosystem by implementing a mandatory verification protocol through the Tourism Registry for more than 350 operators in Latin America. This initiative ensures that the services offered have legal and formal accreditation, mitigating operational and reputational risks and establishing a reliable and secure environment for users, in line with our commitment to operational excellence and responsible regional expansion.

EMERGING RISKS

Emerging risks refer to events or trends for which there is a higher degree of uncertainty or limited information, but which could have a significant impact on the business and its future sustainability. In this context, we have identified two relevant emerging risks, which are subject to ongoing monitoring.

Artificial Intelligence (AI) Disruption

Category: Technology

Description: The rapid adoption of AI-based solutions by competitors, suppliers, or other market players could disrupt traditional operations models, logistics, and customer service. Delayed adoption or improper implementation could lead to a loss of competitiveness, outdated processes, and risks associated with bias, lack of transparency, and cybersecurity vulnerabilities.

Impact: Potential effects on fuel transportation (automation and monitoring), IT processes (system integration), business planning (biased reporting), and customer experience (inefficient interactions via automated systems).

Mitigation measures: Identifying existing threats to the implementation of this technology, monitoring threats, risks, and controls within the Emerging Risks Management Model, and implementing the Responsible Artificial Intelligence Policy.

Promotion of green hydrogen and synthetic fuels

Category: Economic and environmental

Description: The global transition to green hydrogen and synthetic fuels, driven by regulations and public policies in developed markets, could lead to a structural decline in demand for fossil fuels in sectors such as heavy-duty transportation, aviation, and industry over the medium to long term.

Impact: Economic risks due to a potential decline in revenue, operational impacts on infrastructure and supply, strategic risks due to a loss of relevance relative to new energy players, and reputational effects associated with ESG expectations.

Mitigation actions: Risk monitoring.

RISKS ASSOCIATED WITH CLIMATE CHANGE

At Copec, we incorporate the risks associated with climate change into our strategic management and our corporate Strategic Risk Management process, taking into account their potential impact on financial performance, business continuity, and long-term sustainability. This approach allows us to anticipate regulatory, market, and environmental scenarios and strengthen decision-making in the context of the energy transition.

In 2024, we conducted a comprehensive economic assessment of climate risks, evaluating both transition risks and physical risks over the medium term (2030) and long term (2050). This analysis considered the potential impacts both in our direct operations and across the different stages of the extended value chain, from sourcing to distribution and the end use of our products.

To assess transition risks, we used Chile's Nationally Determined Contributions (NDCs) and the scenarios from the Network for Greening the Financial System (NGFS) as a reference, including the 2°C scenario (2DS), which represents an orderly global transition consistent with the Paris Agreement. These scenarios allowed us to analyze the potential effects of the climate transition on our business model through 2030 and 2050.

The analysis of physical risks was based on the RCP 8.5 scenario (high-emissions scenario), in accordance with the methodology of the Chilean Climate Risk Atlas (AR-CLIM), which enabled us to identify significant exposures to extreme weather events and structural changes in the climate.

In 2026, we will expand this work by adopting the TCFD (Task Force on Climate-related Financial Disclosures) and TNFD (Task Force on Nature-related Financial Disclosures) methodologies, thereby strengthening the integration of climate and nature-related risks into our financial, strategic, and disclosure management, in line with international best practices.

INFORMATION SECURITY

CYBERSECURITY AND INFORMATION SECURITY GOVERNANCE

C3-2

Information security and cybersecurity are now a cross-cutting challenge for all our stakeholders, from customers and employees to suppliers and strategic partners. At Copec, we address this challenge through a regulatory framework that organizes and guides our information security practices across the entire organization, supported by a formally established Information Security Policy. This policy defines principles, responsibilities, and standards that enable consistent and predictable management, supported by procedures and automations that facilitate centralized governance and its cross-functional implementation across different operations.

On this basis, we have strengthened a governance model that combines a strategic perspective with coordinated efforts across several teams. Its management is led by the Chief Information Security Officer (CISO), a role appointed by the Board of Directors, who is responsible for driving the strategy and coordinating oversight and control mechanisms in this area. At the operational level, the Operational Cybersecurity Committee meets monthly, bringing together the Cybersecurity and IT Risk Management teams to monitor the implementation of the strategy. In 2025, this model was strengthened with the establishment of the Strategic Cybersecurity Committee, approved by the Board of Directors, which meets biannually to assess the state of cybersecurity, analyze relevant events, define strategic adjustments, and prioritize the necessary resources.

The Board of Directors oversees the committee's operations through annual reports submitted by the CISO and the CEO. These reports cover the strategy, key milestones for the period, and emerging challenges. Additionally, some members of the Board have expertise in information technology and cybersecurity, which ensures informed oversight of information security matters.

As a result of this approach, in 2025 we saw an increase in the maturity level of our cybersecurity, as measured by the NIST-CSF 2.0 framework, reflecting the progressive strengthening of our capabilities, controls, and management practices. In his executive role, the CISO leads information security management across the Company, ensuring its integration into decision-making and corporate risk management.

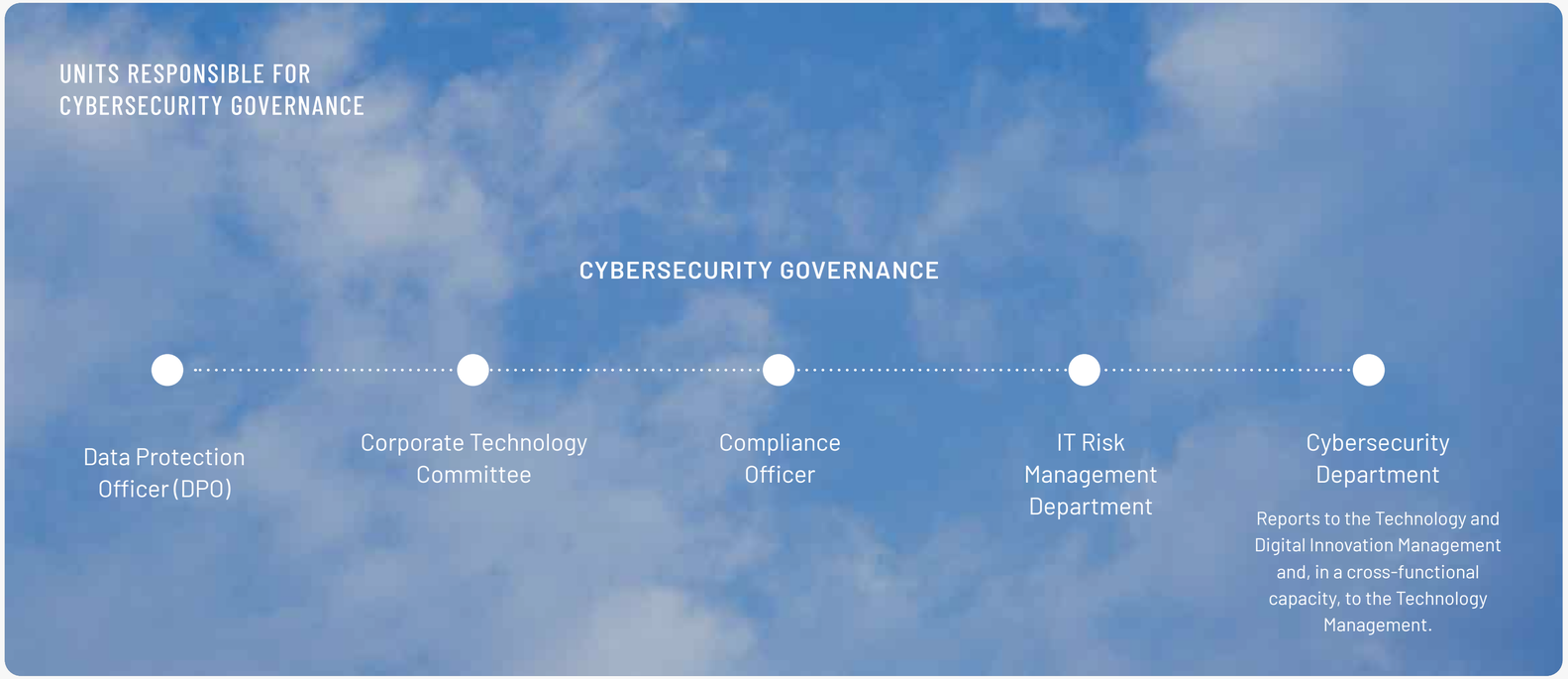

CYBERSECURITY AWARENESS AND TRAINING

In 2025, we strengthened our teams' cybersecurity capabilities as part of our User Awareness Program, which has been in place since 2024. This program combines in-person events, such as talks, the Cybersecurity Fair, and educational activities aimed at employees and their families, with specialized digital tools, including the Smartfense platform, through which we distribute training modules and conduct periodic ethical phishing simulation exercises.

This effort was complemented by cybersecurity training at different companies within the group and a specialized 16-hour workshop on incident management, conducted in collaboration with the Cybersecurity and IT Operations teams. In addition, we conducted guided simulation drills (table-top drills) as well as ethical phishing simulation campaigns, designed to test decision-making, coordination between teams, and the application of protocols in response to hypothetical cyber-incident scenarios.

INFORMATION SECURITY PROGRAMS

To protect our systems, data, and operations from the risks associated with the digital environment, in 2025 we continued to strengthen our information security management through a series of programs focused on building preventive capabilities. Through these initiatives, we aim to enhance our monitoring and response mechanisms, incorporate independent assurance processes, and expand training for our teams.

- **Business continuity and cyber-incidents:** Plans related to the critical technology systems that support our business, designed to ensure operational continuity and incident recovery. In 2025, we made progress in aligning these strategies with our subsidiaries.
- **Vulnerability management:** Continuous vulnerability scans of endpoints, along with scheduled assessments of websites and applications, supplemented by the early involvement of the cybersecurity team in projects and reviews of live systems.
- **Security audits and assessments:** Conducting internal audits of technology infrastructure and systems, performing ethical hacking tests on corporate platforms, and annual external assessments under the NIST CSF framework, as well as independent audits of general IT controls.
- **Incident management and reporting:** Reporting channels available to all users, including a service desk, 24/7 phone support, and direct contact with the Cybersecurity team.
- **Secure access to corporate resources:** Implementation of a more secure and granular remote access model, based on Zero Trust principles, to replace the traditional VPN.
- **Expansion to the Copec ecosystem:** Implementation of the Awareness Program across all subsidiaries and provision of corporate cybersecurity services through Copec, ensuring common standards and coordinated management.

POLICIES THAT STRENGTHEN CYBERSECURITY

Information Security Policy

Our Information Security Policy promotes the continuous improvement of security systems, strengthens our capabilities for monitoring and responding to threats, and safeguards the integrity and confidentiality of data. Through this framework, we define clear responsibilities for everyone who interacts with information and incorporate specific security requirements for third parties, integrating these criteria into our relationships with suppliers and strategic partners. In this way, we consolidate a cross-functional approach that protects information throughout our entire value chain.

Policy on Responsible Artificial Intelligence

The rapid rise of artificial intelligence is redefining the way organizations operate, make decisions, and manage information, making it essential to have clear frameworks to guide its responsible use. In light of this scenario, we have established an Artificial Intelligence Policy that sets forth an ethical, secure, and controlled framework for the use of AI tools, including generative AI, aligned with our strategy, standards, and governance culture.

This policy prioritizes data protection and privacy, expressly prohibiting the use of personal or sensitive information in generative AI tools, and mandates robust cybersecurity and secure development standards, requiring that all projects or technological implementations be evaluated and approved by the relevant technical departments. It also promotes non-discrimination and the mitigation of bias, and guarantees human oversight of critical decisions, ensuring that people retain ultimate control and verify the information before making business decisions.

It also establishes principles of transparency and accountability, sets clear limits on permitted uses, and prohibits systems that pose unacceptable risks, while incorporating criteria of sustainability, efficiency, and resource optimization into its implementation.

This framework has the support of senior management and aims to harness the potential of artificial intelligence while safeguarding the integrity of information, individual rights, and the trust that underpins our operations.

08

OUR COMPANIES

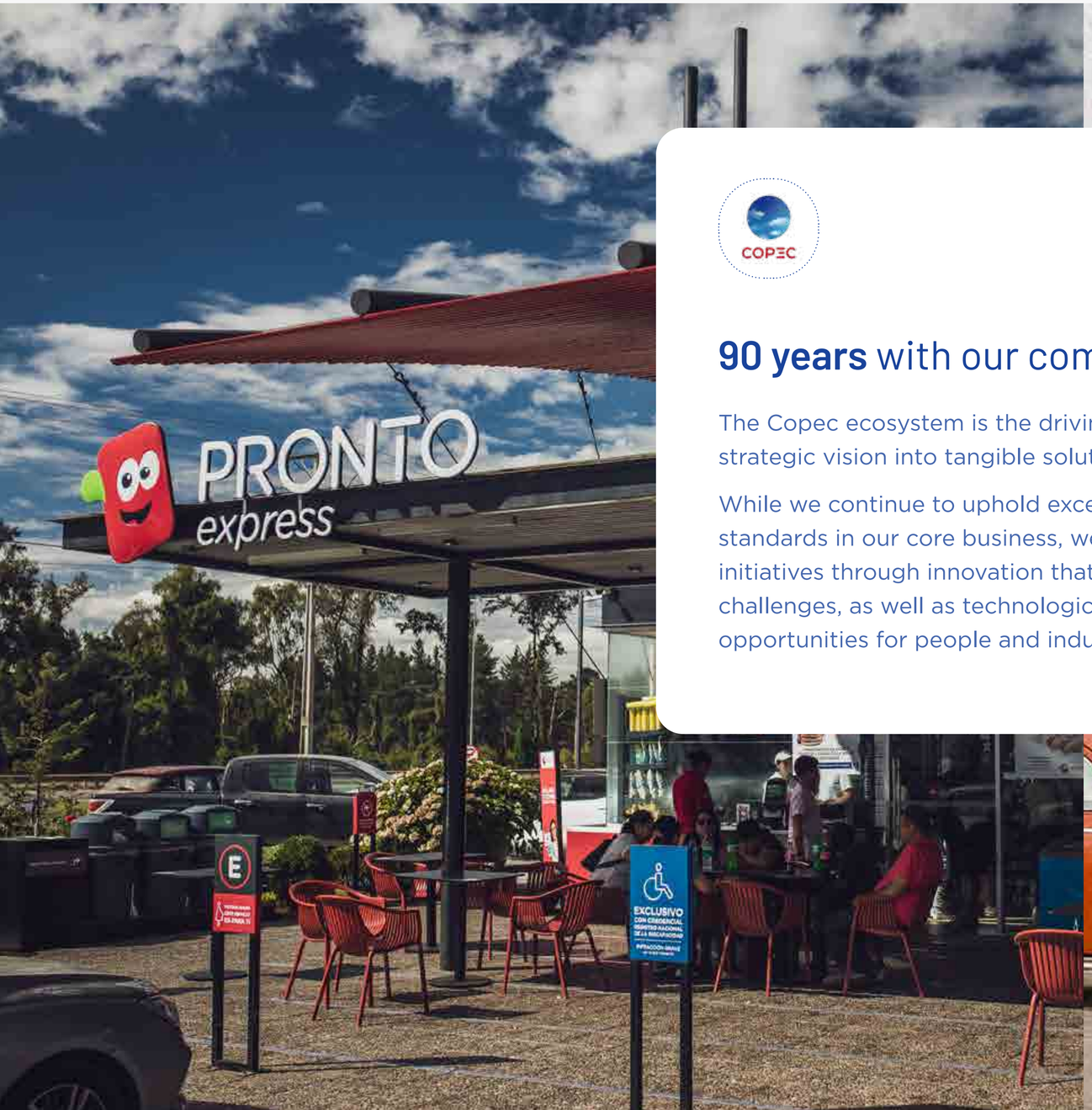

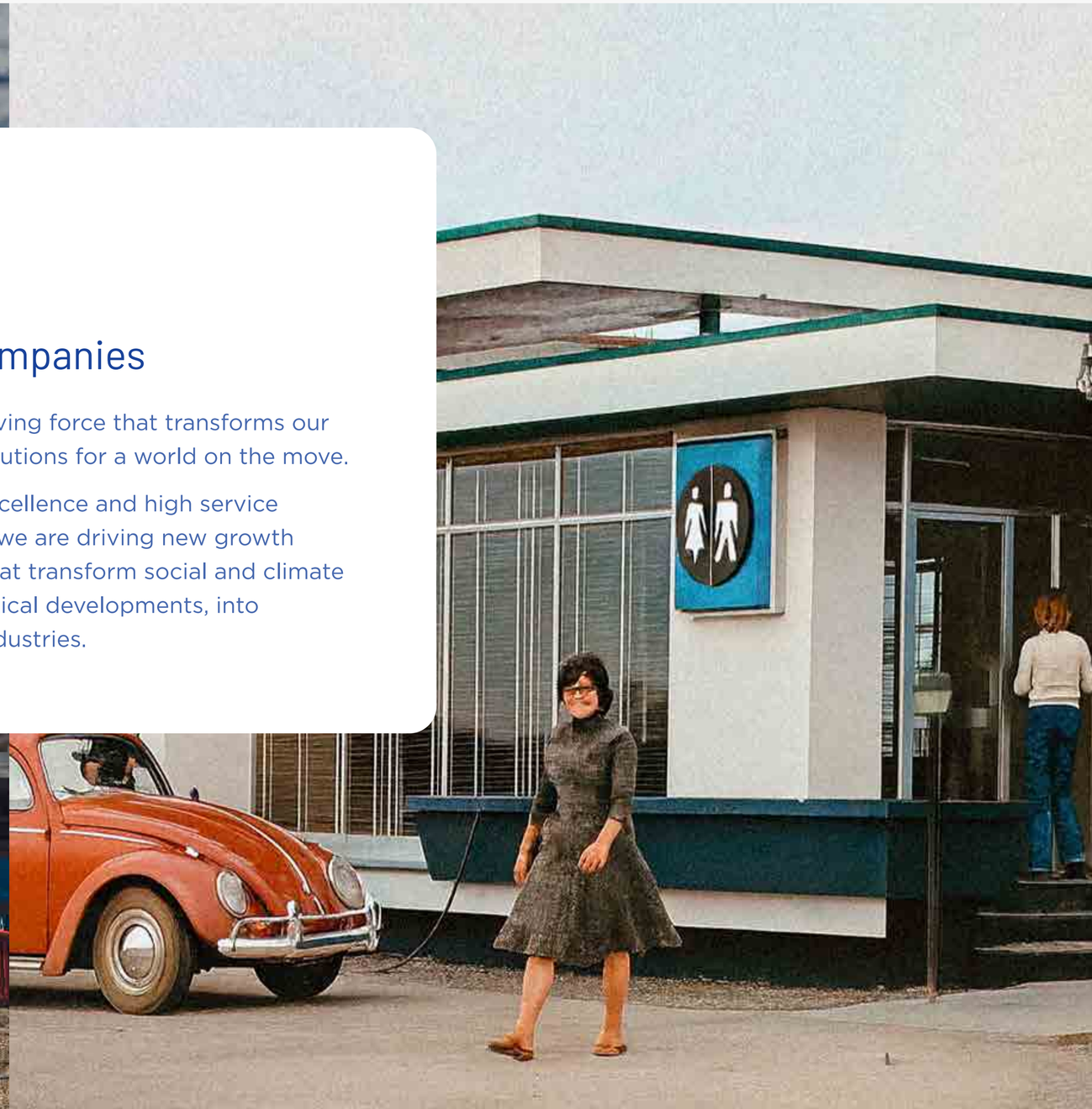

COPEC

90 years with our companies

The Copec ecosystem is the driving force that transforms our strategic vision into tangible solutions for a world on the move.

While we continue to uphold excellence and high service standards in our core business, we are driving new growth initiatives through innovation that transform social and climate challenges, as well as technological developments, into opportunities for people and industries.

FUELS

Through our traditional business operations, we continue to provide a memorable experience and superior quality standards throughout Chile. This presence also extends to Colombia, Ecuador, Peru, Panama, and Dominican Republic through Terpel, reinforcing our commitment to service excellence throughout the region.

TERPEL

COMMON NAME

Terpel

LOCATION OF THE HEAD OFFICE

75-51 Carrera 7, Bogotá, Colombia.

EMPLOYEES

3,882 (1,795 women, 46.2%)

PURPOSE

To drive and mobilize people, companies and the country with the best energy.

COMPANY NAME

Organización Terpel S.A.

SUBSCRIBED AND PAID-IN CAPITAL

COP $195,999,466,000

COPEC SHARE

58.5% ownership

PERCENTAGE REPRESENTED BY THE INVESTMENT IN EACH SUBSIDIARY OR RELATED COMPANY RELATIVE TO THE PARENT COMPANY'S TOTAL INDIVIDUAL ASSETS

9.81%.

DIRECTORS

Arturo Natho Gamboa (Chairman), Jorge Andueza Fouque, Juan Carlos Balmaceda Peñafiel, Jorge Bunster Betteley, Rodolfo Castillo García, Juan Diuana Yunis, Bernardo Dyner Rezonzow, Sylvia Escovar Gómez, Jorge Garcés Jordán, Lorenzo Gazmuri Schleyer, Gabriel Jaramillo Gómez, José Óscar Jaramillo Botero, Leonardo Ljubetic Garib, Tulio Rabinovich Manevich

CEO

Óscar Bravo Restrepo

With 57 years of experience, Terpel has consolidated its position as a Colombian organization whose purpose goes beyond the supply of fuel: its focus is on mobilizing and empowering the development of people, businesses, and countries by delivering the "best energy." As a strategic cornerstone of Terpel, the company bases its growth on a culture of ethics and good corporate governance, acting as a key partner in the progress of the communities where it operates.

Its operational capacity has a strong regional reach, with an active presence in Colombia, Panama, Dominican Republic, Ecuador, and Peru. In Latin America, this infrastructure takes the form of a network of more than 2,300 service stations and 629 convenience stores that enhance the customer experience through retail outlets, kiosks, and complementary car wash services. In the industrial sector, the organization stands out for operating 32 supply plants in its home country and for its undisputed leadership in the aviation market, where it manages operations at Peru's main airport, as well as at airports in Panama (3), the Dominican Republic (5), and Colombia (20). Additionally, it strengthens its portfolio as the authorized distributor of Mobil™ lubricants in the Andean markets.

As a strategic partner for development in the countries where it operates, Terpel combines industrial efficiency with human and social progress. In this way, it invests in training its workforce and strengthening neighboring communities, promoting equitable and sustainable growth that positively impacts people's quality of life.

Looking ahead, Terpel has embraced the energy transition as an opportunity to lead the way in decarbonization, expanding its product offerings and strengthening its technical capabilities. This commitment has earned the company global recognition, as it is the only fuel distributor in Colombia included in the S&P Global Sustainability Yearbook, reaffirming its long-term commitment to sustainability.

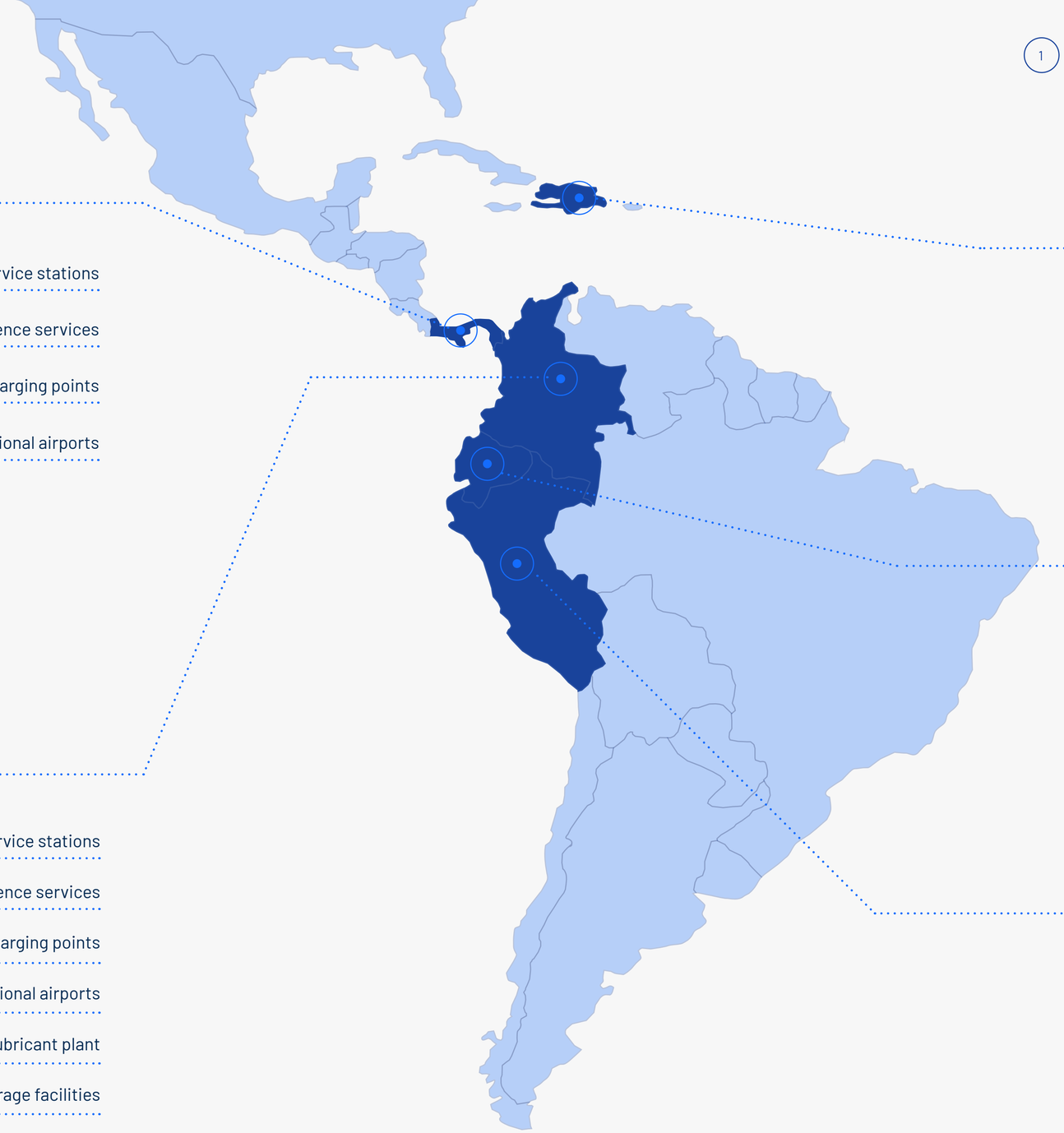

PANAMA

192 Total number of service stations

185 Number of convenience services

10 Voltex charging points

3 Operational airports

COLOMBIA

2,004 Total number of service stations

430 Number of convenience services

50 Voltex charging points

20 Operational airports

1 Lubricant plant

32 Storage facilities

DOMINICAN REPUBLIC

5 Operational airports

ECUADOR

110 Total number of service stations

14 Number of convenience services

3 Voltex charging stations

PERU

3 Total number of service stations

1 Operational airport

1 Lubricant plant

TERPEL HIGHLIGHTS OF 2025

OPERATIONS

On the operational front, Terpel has consolidated an ambitious strategy focused on diversification and efficiency. The company made significant progress in expanding its liquefied petroleum gas (LPG) network, reaching 16 active service stations following the construction and launch of eight new locations in strategic cities such as Bogotá, Medellín, Cartagena, Villavicencio, and the Coffee Region. This effort, carried out in partnership with Colgas and internal project teams, aims to position low-emission alternative fuels that offer real savings for consumers and tangible benefits for the environment.

Through direct engagement with customers, a revamped value proposition was rolled out in 21 convenience stores, incorporating new product categories, self-service systems, and an upgraded refrigeration infrastructure, resulting in significant sales growth.

Meanwhile, technical innovation took shape with the launch of Smart Assistance, a proprietary brand of the Center for Innovation and Technology that offers an industrial fluid analysis platform designed to optimize productivity in the sector. Finally, the transition to electromobility took a significant step forward with the launch of 20 new charging stations (12 fast-charging and 8 semi-fast-charging) located throughout the country.

INNOVATION

Terpel's digital transformation in 2025 focused on automation and service excellence. A modernization plan was implemented in the aviation and marine sectors, incorporating tools such as billing robots, Power BI for client reporting, and mobile applications (Power Apps) for process control at airports in four countries. These solutions have optimized productivity by eliminating manual tasks.

In addition, digitalization has been widely adopted at points of sale with the rollout of digital payments, through the Terpel app and Mi Bolsillo wallet, at 659 service stations, enabling faster and more secure transactions for consumers at 291 company-owned stations and 368 affiliated stations.

MARKETING

The Vive Terpel loyalty program has established itself as a competitive differentiator in the Colombian market. At the end of the period, the program had more than 4.2 million registered users, of whom approximately 2.4 million remain active. This platform has increased the brand's relevance across multiple segments, from liquid fuels and VNG to electric charging and lubricants, fostering constant and personalized engagement with consumers.

ENVIRONMENT

With the aim of optimizing energy consumption and making progress in decarbonization, Terpel Energía completed the construction of eight new solar self-generation plants, consolidating a network of 37 operational plants across the country. This infrastructure has a total installed capacity of approximately 3,792 kWp, generating over 3.7 GWh of self-generated power. This project is nationwide in scope, with facilities in locations such as Mariquita, Bucaramanga, Manizales, and Neiva, among others.

SUPPLIERS

In terms of supply chain management, the Nexus Project was launched through the implementation of the Coupa technology platform, a tool that has enabled the automation of the Procure-to-Payment process and provided full traceability, integrating the Colombian subsidiaries and the contract module in Panama, thereby streamlining the relationship with the supply chain.

PEOPLE

During the second half of 2025, the organization undertook a comprehensive internal transformation process to define its new cultural ecosystem. By articulating five key cultural principles, Terpel seeks to mobilize its more than 3,800 employees toward adopting behaviors aligned with its strategic vision for 2035. This effort ensures that the organizational culture serves as the primary driver for achieving business objectives and adapting to new challenges in the energy industry.

Terpel Colombia Foundation:
Promoting educational quality

In 2025, the Terpel Foundation consolidated its role as a strategic partner in strengthening education in Colombia, continuing the commitment it began in 2004. Its efforts focused on implementing six high-impact programs designed to close learning gaps among vulnerable children and youth, with a special emphasis on developing basic skills in leadership, mathematics, and language, as well as on strengthening the pedagogical capabilities of school administrators and teachers.

With a nationwide presence spanning Colombia's 32 departments and 148 municipalities, the foundation reached 215,240 people this year, achieving an impressive 99% of its 2025 target. This initiative, which involved 229 educational institutions, seeks not only to improve academic performance but also to empower new generations through tools that promote equity and social development. During this year, the collaborative effort between the foundation's team, volunteers, and local governments reaffirmed Terpel's commitment to creating social value and fostering the well-being of the communities where it operates.

Key Figures for 2025

209,809
students benefitted.

4,574
teachers and principals trained.

142
active volunteers.

32
departments (total coverage of Colombian territory).



AWARDS AND HONORS

Terpel's exceptional performance and commitment to excellence were reflected in numerous high-profile national and international awards throughout 2025. In sustainability, Terpel reaffirmed its leadership by achieving a record score of 77/100 in S&P Global's CSA assessment, significantly surpassing the 69 points it earned the previous year. Terpel's inclusion in the Sustainability Yearbook 2026 positions the company as a leader in sustainable management among the more than 9,200 companies across 59 industries evaluated worldwide. Terpel is the only Colombian company recognized as an Industry Mover, a distinction that S&P Global awards only to companies that achieve outstanding improvements in their scores within their segment, demonstrating the company's ability to accelerate its progress in sustainability, consistently close gaps, and lead the transformation of its sector.

This recognition was also endorsed by Forbes magazine, which highlighted Terpel as one of Colombia's leading companies in sustainability, and by the MERCO ESG Responsibility Ranking 2024, where the organization consolidated its position as the fuel distributor with the best reputation for sustainability in the country, climbing four spots to rank 26th on the overall list.

On the corporate and financial front, the company demonstrated its strength by ranking among the top 10 largest companies in Colombia, according to the annual report from the Superintendency of Companies. This financial strength was validated by Fitch Ratings, which reaffirmed Terpel's AAA rating—the highest credit rating, certifying its stability and reliability in the financial markets.

Subsidiaries milestones

PERU

In 2025, the operation in Peru reached a stage of strategic maturity by consolidating its network of lubricant distributors, expanding it from three to eight partners over a three-year period. This growth, led by a specialized sales team, enabled the Mobil™ brand to outperform market averages and increase its share in the retail market.

Alongside this commercial success, the Lubricants Plant reaffirmed its commitment to the environment by receiving a fourth-level emissions rating from the Ministry of the Environment, a distinction that officially certifies it as a carbon-neutral operation.

ECUADOR

A transformative milestone for the Ecuadorian subsidiary in 2025 was the acquisition of the lubricants plant in Guayaquil. This strategic investment aims to blend 50% of the volume locally to improve competitiveness and profitability, cementing Terpel's market leadership as it moves toward full-scale operations in 2026.

The brand's excellence was also recognized externally: Terpel Combustibles ranked first in customer experience in the service station sector, according to Praxis and Vistazo magazine, and was named one of the country's most influential brands by América Economía.

DOMINICAN REPUBLIC

By 2025, the Aviation business in the Dominican Republic had established itself as a regional benchmark in safety and operational excellence. The subsidiary achieved an incident-free record, bolstered by technological modernization that included the implementation of SAP, the enablement of IATA XML billing, and digital tools such as Zenput and Flight Control. In the area of sustainability, Terpel added innovative solutions such as solar-powered carts for fueling and the use of equipment as absorbent materials to mitigate impacts.

PANAMA

2025 was a year of reputational success for the subsidiary in Panama, particularly within the Merco ecosystem. The company was recognized as the number one in the fuel sector for the eighth consecutive year and, for the first time, under the Terpel / Va&-Ven brand. In terms of human resources management, Merco Talento ranked it 11th in the overall ranking and highlighted its team as the fourth best in the country. The company's corporate reputation was also reflected in its rise to 15th place in the corporate rankings. Finally, in the Governance and ESG categories, Terpel Panama ranked 10th, 11th, and 12th, respectively, reaffirming the implementation of best practices in corporate governance and social responsibility in the Panamanian market.

TRANSCOM

COMMON NAME

Transcom

LOCATION OF THE HEAD OFFICE

Camino Melipilla 11,920, Maipú, Santiago, Metropolitan Region, Chile.

EMPLOYEES

534 (27 women, 5.1%)

PURPOSE

We exist to be the engine bringing energy to people, their families and companies, contributing to the progress of our country

COMPANY NAME

Transportes de Combustibles Chile Ltda.

SUBSCRIBED AND PAID-IN CAPITAL

CLP$3,817,000,000

COPEC SHARE

100% owned

PERCENTAGE REPRESENTED BY THE INVESTMENT IN EACH SUBSIDIARY OR RELATED COMPANY RELATIVE TO THE PARENT COMPANY'S TOTAL INDIVIDUAL ASSETS

0.17%.

DIRECTORS

Juan Diuana Yunis (Chairman), Jorge Garcés Jordán, Andrés Lira Molina, Alejandro Pino Moya, Camila Valenzuela de la Torre, Jaime Vera Vera

CEO

Claudio Troncoso

Transportes de Combustibles Chile Ltda. (Transcom), established in 1989 as a subsidiary of Copec, has a strategic mission to ensure the land transportation of petroleum products to continuously supply the network of service stations and industrial customers. With a fleet of 235 trucks, the company is a key player in the supply chain, focusing its efforts on ensuring product availability.

Transcom's management is grounded in operational excellence and strict compliance with legal and ethical standards. Its vision is to achieve market leadership through efficiency and reliability, always prioritizing the safety of people and the protection of the environment. To achieve this, it fosters an organizational culture based on the comprehensive development of human talent, teamwork, and integrity, thereby consolidating safe and sustainable operations throughout the country.

TRANSCOM HIGHLIGHTS OF 2025

INNOVATION

In September, the implementation of Tazki began—a software solution designed to modernize and optimize Health, Safety, Environment, and Quality (HSEQ) management for all employees across Transcom's national fleets. The primary goal of this tool is to digitalize and centralize processes to eliminate the use of paper, ensuring full traceability of management. The platform enables real-time decision-making, which has resulted in reduced operational costs, and management times, as well as a decrease in the occurrence of incidents.

HEALTH AND SAFETY

During the month of July, a survey was conducted across all of Transcom's operational areas to identify critical tasks with the potential to cause accidents and lost workdays. Based on this assessment, four fundamental cornerstones — Leadership, Strategies, Controls, and Competencies— were established to foster a culture of prevention among the organization's employees nationwide. Thanks to these measures and the joint effort with the Chilean Safety Association (ACHS), the number of accidents was reduced, achieving a zero accident rate, a result considered exceptional in the transportation industry.

In addition, throughout the year, the subsidiary organized initiatives aimed at strengthening a culture of prevention. First, it held a nationwide recognition ceremony to honor 20 Transcom drivers who demonstrated exemplary performance during the evaluation period. Likewise, in November, it launched a nationwide initiative aimed at encouraging healthy habits compatible with the team's daily work. To this end, stations called "My Daily Health" were set up, equipped with blood pressure monitors, scales, and thermometers for self-monitoring of health indicators.

ENVIRONMENT

All of Transcom's facilities are certified by Giro Limpio. As part of this initiative, a technical training session was held at the Antofagasta offices for the fleet's drivers. The session was organized in collaboration with SmartDriver Chile and Giro Limpio, with the aim of training staff in efficient driving practices to optimize energy use and reduce emissions.

In addition, in 2025, Transcom entered into an agreement with NGO Neuvol, for the management of industrial waste. The goal of this partnership is to recycle discarded tires from vehicle fleets free of charge and on a nationwide scale, thereby reducing the environmental impact caused by these materials.

It also implemented a new nationwide model for the proper and efficient sorting of waste generated in operational areas. With the participation of 534 employees and the collaboration of Ecotrans, the initiative aims to sort, recycle, and reduce waste generation, thereby minimizing the amount of waste sent to landfills.

PEOPLE

In May, the subsidiary conducted a nationwide Employee Engagement and Organizational Climate Survey, with 420 employees participating. The survey aimed to gauge perceptions of the work environment and the level of engagement in order to identify strengths and opportunities for improvement. In 2025, Transcom's Global Index rose to 78%, a 5.5% increase from the 2024 measurement. Additionally, employees reported 79% confidence, 77% engagement, and 88% happiness, showing improvements across all measured indicators compared to 2024.

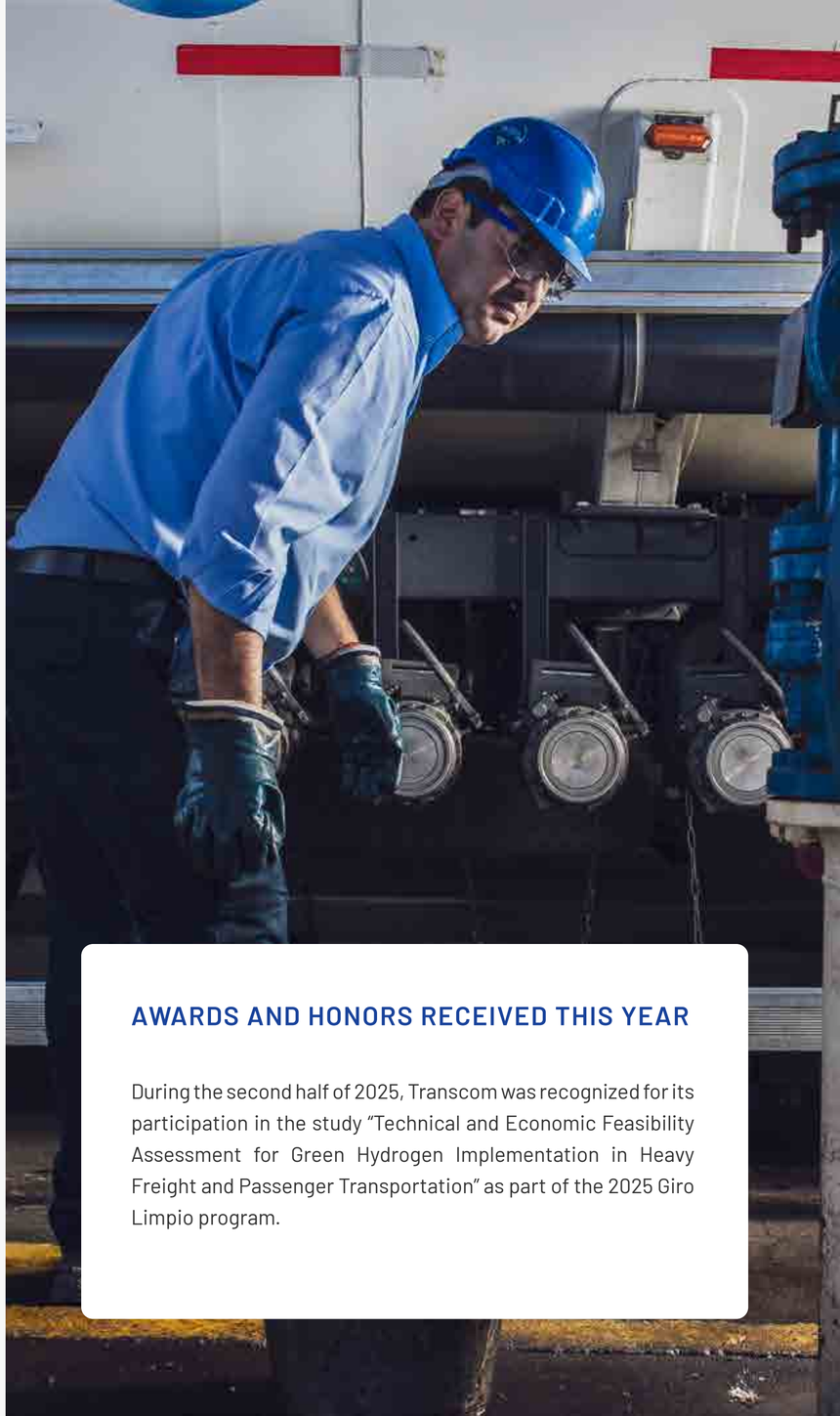

AWARDS AND HONORS RECEIVED THIS YEAR

During the second half of 2025, Transcom was recognized for its participation in the study "Technical and Economic Feasibility Assessment for Green Hydrogen Implementation in Heavy Freight and Passenger Transportation" as part of the 2025 Giro Limpio program.

VÍA LIMPIA

COMMON NAME
Vía Limpia

LOCATION OF THE HEAD OFFICE
Isidora Goyenechea 2915, Las Condes, Santiago, Metropolitan Region, Chile.

EMPLOYEES
44 (18 women, 40.9%)

PURPOSE
To be recognized as the leading company in sustainable development in the integral management of hazardous and non-hazardous waste generated by the national market.

COMPANY NAME
Vía Limpia SpA.

SUBSCRIBED AND PAID-IN CAPITAL
CLP$171,881,455

COPEC SHARE
100% ownership

PERCENTAGE REPRESENTED BY THE INVESTMENT IN EACH SUBSIDIARY OR RELATED COMPANY RELATIVE TO THE PARENT COMPANY'S TOTAL INDIVIDUAL ASSETS
0.09%.

DIRECTORS
José Ignacio Depassier Jiménez (Chairman), Juan Diuana Yunis, Alfredo Jalón Ovalle, Francisco Labbé Bascuñán, Ramiro Méndez Urrutia, Alejandro Pino Mora.

CEO
Felipe Leiva Frías

Vía Limpia specializes in consulting, management, transportation, and temporary storage of liquid and solid waste, both hazardous and non-hazardous. With coverage from Arica to Punta Arenas, the company has an Integrated Management System certified under international standards (ISO 9001, ISO 14001, and ISO 45001), ensuring traceability and regulatory compliance.

Its operations are regulated by agencies such as the Ministry of Health and the Ministry of the Environment, under strict legal frameworks such as the Sanitary Regulation on the Management of Hazardous Waste (D.S. No. 148) and the Law on Waste Management, Extended Producer Responsibility, and Promotion of Recycling (Law No. 20,920), respectively, ensuring a service with high standards of quality, safety, and environmental protection.

VÍA LIMPIA HIGHLIGHTS OF 2025

OPERATIONS

On the operational front, Vía Limpia strengthened its capabilities and expanded its scope of critical services for the maritime and port sector. In this context, the company obtained the necessary permits to remove hydrocarbon-contaminated water from ports nationwide, in addition to being authorized by Customs as a ship supplier.

COMMERCIAL

From a growth and market positioning perspective, during period, Vía Limpia was awarded the contract for the removal of used lubricating oil at Codelco's El Teniente Division and the removal of water and sludge at Copec plants, covering the area from Iquique to Chacabuco.

To complement these progress, the company launched the Genesys Cloud contact center platform in Santiago, designed to standardize and strengthen customer engagement management through a centralized solution that ensures comprehensive traceability of interactions. The tool integrates sales support processes, request tracking, and detailed case follow-up, optimizing the company's interaction channels.

INNOVATION

During the second half of 2025, Vía Limpia reached a strategic milestone in its innovation journey by obtaining all internal, technical, and environmental approvals to begin construction of the Used Lubricating Oil regeneration plant in 2026. This project stands as a fundamental cornerstone of the circular economy model, enabling the recovery of hydrocarbon waste in accordance with the standards of the REP Law (No. 20,920). By transforming environmental liabilities into resources of strategic value, this initiative not only reintegrates lubricating oil bases into the production cycle but also positions Vía Limpia at the forefront of sustainable management in the country.

PEOPLE

As part of efforts to strengthen Vía Limpia's leadership and future outlook, in September—when the new CEO took office— the company launched a process aimed at strengthening the core of the business and aligning the organization with its strategic challenges. This new phase involved the participation of its employees and corporate support teams and included an update to the organizational structure, such as the reorganization of commercial departments and the creation of strategic positions, thereby strengthening management and aligning it with the business's challenges.

On the operational front, the subsidiary completed the full outsourcing of its own fleet to specialized partners. This decision is in line with the strategy to focus resources and efforts on Vía Limpia's core business, delegating logistics to experts in waste transportation who ensure full regulatory compliance and operational efficiency.

HEALTH AND SAFETY

With the aim of strengthening the governance of the Integrated Management System, a new team of internal auditors was formed and launched to maintain ISO 9001, 14001, and 45001 certifications, ensuring regulatory compliance in quality, the environment, and occupational health and safety across all operations.

In addition, the Internal Regulations on Order, Hygiene, and Safety (RIOHS) were updated to incorporate new regulations and align them with the Copec Ecosystem's corporate format, thereby strengthening regulatory compliance and enhancing risk prevention throughout the organization.

CSI

COMMON NAME

CSI, Inc.

LOCATION OF THE HEAD OFFICE

Alfredo Riesco 258, Providencia, Región Metropolitana, Chile

EMPLOYEES

1,063 (125 women, 11.7%)

PURPOSE

To manage, store, distribute and sell on its own or on behalf of third parties, all kinds of fuels and lubricants.

COMPANY NAME

Compañía de Servicios Industriales, Ltd.

SUBSCRIBED AND PAID-IN CAPITAL

CLP $3,192,428,000

COPEC SHARE

100% owned

PERCENTAGE REPRESENTED BY THE INVESTMENT IN EACH SUBSIDIARY OR RELATED COMPANY RELATIVE TO THE PARENT COMPANY'S TOTAL INDIVIDUAL ASSETS

0.15%

DIRECTORS

Jorge Garcés Jordán (Chairman), Juan Diuana Yunis, Alfredo Jalón Ovalle, Santiago Santa Cruz Hudson, Fernanda Valdés Heiremans

CEO

Mario Vergara Ulloa

Founded in 2007, CSI is a strategic cornerstone in ensuring operational continuity for the large-scale mining industry and key industrial sectors such as the pulp and paper industry. With offices in Antofagasta, Iquique, Calama, Copiapó, Coquimbo, Santiago, and Concepción and a nationwide presence, the company specializes in consulting, management, storage, and distribution of fuels and lubricants.

Its value proposition combines efficiency and reliability through critical services that include microfiltration, mining tailings management, and automated facility maintenance. Guided by a mission focused on service excellence and high safety standards, CSI ensures an uninterrupted supply and specialized technical assistance for the most demanding challenges across the country.

CSI HIGHLIGHTS OF 2025

COMMERCIAL

CSI established itself as a strategic partner for major mining companies. Relationships with BHP, Codelco, Teck, CMP, CMPC, and ENAP were strengthened through active participation in their safety committees and the implementation of their preventive models (such as the SSO model at the Bío Bío Refinery). CSI's responsiveness and integration into each client's operations enabled it to be recognized as a key factor in their operational success.

In addition, in 2025, CSI strengthened its business portfolio and geographic presence by securing major contracts such as MantoVerde (Chañaral) and Mantos Blancos, both from Capstone Copper, and through the expansion of services provided for Quebrada Blanca.

OPERATIONS

The logistics infrastructure was modernized with the addition of a new 4x4 lubrication truck for El Abra and the optimization of processes through training in fleet electrical maintenance. Additionally, in 2025, they successfully expanded the scope of ISO 9001:2015 certification for the MFC Calama Workshop, ensuring more efficient and controlled services through 2027.

INNOVATION

The key milestone in this category was the launch of the Virtual Classroom Project, a platform designed to digitalize and decentralize on-site technical training. This initiative stands out not only for its impact on training but also for its eco-friendly nature, as it operates entirely on solar power, aligning technology with operational sustainability.

ETHICS AND COMPLIANCE

Transparency and regulatory compliance were validated through rigorous audits. During the period, CSI achieved an outstanding 94% compliance rate in the audit of Supreme Decree No. 44 and successfully passed the follow-up assessments of the Integrated Management System (ISO) under Copec standards. In addition, they conducted training for staff on Civil and Criminal Liability, ensuring that leadership is exercised within a framework of integrity and strict legal compliance.

PEOPLE

In 2025, the development and well-being of the teams were top priorities. The subsidiary implemented an ambitious Supervisory Training Project to strengthen technical capabilities in the field. In addition, they reinforced their commitment to diversity following the conclusion of the Gender Equality Working Group and strengthened social support through the distribution of the 2025 Benefits Handbook and solidarity initiatives with the Ángel Emilio Andrés Foundation.

HEALTH AND SAFETY

Prevention was addressed comprehensively through the "Working with Quality of Life" program in partnership with SENDA, implemented at multiple sites such as Salares Norte and AMB Airport. During this period, key campaigns were launched, including "Taking Care of Yourself Is Simple," "If You See It, Tell Me," and safe driving workshops. Technical training included emergency drills, training on working at heights, hand care, and the innovative use of fatigue and substance simulation goggles. This preventive approach was complemented by testing of respiratory protection equipment and regulatory compliance audits.

AWARDS AND HONORS RECEIVED THIS YEAR

2025 was a record-breaking year for safety, highlighted by 19 years without CTP accidents at Quebrada Blanca and 17 years at the Lubrication Service in Copiapó. Other notable milestones included 15 years at CMPC Maule, 12 years at Sierra Gorda, and 10 years on the DRT contract. The company received multiple awards from ACHS and Codelco, as well as the Preventive Workplace Certification granted by SENDA and specific recognitions for employees for their exceptional commitment to the safety culture.

CONVENIENCE

We are driving a new generation of convenience solutions, where on-the-go dining, technology, smart logistics, and innovation in payment methods come together to simplify everyday life. Our leadership in the convenience store sector—established through Pronto Copec, the country's largest network—alongside brands such as Streat Burger and Sbarro, combines with a vision for growth in areas such as last-mile logistics with Blue Express Copec, tourism through Tur.com Copec, and financial access with Copec Pay.

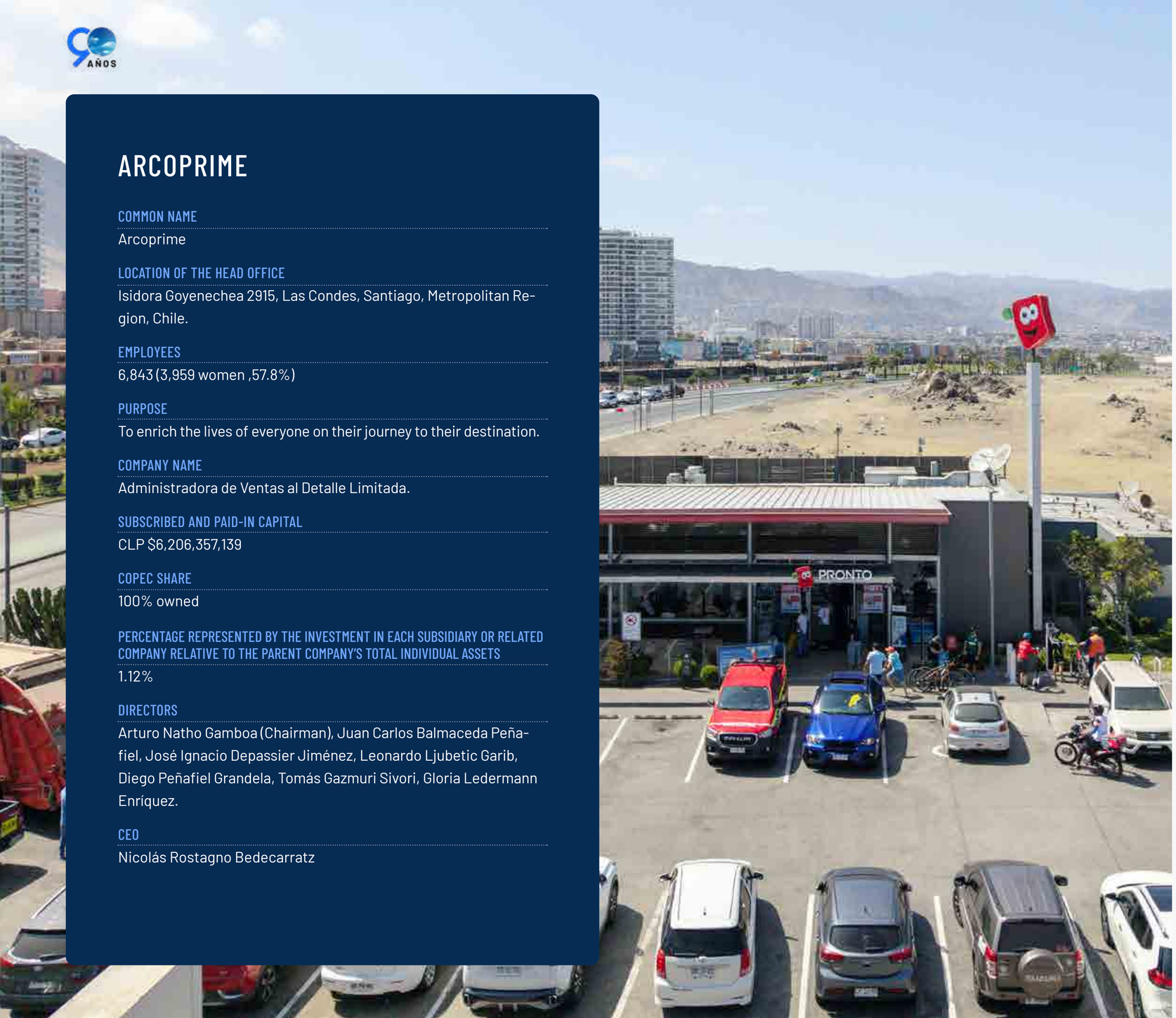

ARCOPRIME

COMMON NAME

Arcoprime

LOCATION OF THE HEAD OFFICE

Isidora Goyenechea 2915, Las Condes, Santiago, Metropolitan Region, Chile.

EMPLOYEES

6,843 (3,959 women ,57.8%)

PURPOSE

To enrich the lives of everyone on their journey to their destination.

COMPANY NAME

Administradora de Ventas al Detalle Limitada.

SUBSCRIBED AND PAID-IN CAPITAL

CLP $6,206,357,139

COPEC SHARE

100% owned

PERCENTAGE REPRESENTED BY THE INVESTMENT IN EACH SUBSIDIARY OR RELATED COMPANY RELATIVE TO THE PARENT COMPANY'S TOTAL INDIVIDUAL ASSETS

1.12%

DIRECTORS

Arturo Natho Gamboa (Chairman), Juan Carlos Balmaceda Peñafiel, José Ignacio Depassier Jiménez, Leonardo Ljubetic Garib, Diego Peñafiel Grandela, Tomás Gazmuri Sivori, Gloria Ledermann Enríquez.

CEO

Nicolás Rostagno Bedecarratz

As the leader in Chile's on-the-go food market, Arcoprime has built a track record spanning more than three decades dedicated to accompany the daily lives of the country's residents. With a network stretching from Arica to Punta Arenas, the company guarantees absolute availability, operating 24 hours a day, 365 days a year. Through its flagship brand, Pronto Copec, it has not only positioned itself as the most extensive convenience store chain in the country but also as a leader in the strategic management of retail, coffee shops, and restaurant services.

Arcoprime's value proposition goes beyond simply selling products; it focuses on delivering a seamless, distinctive, and sustainable experience for people on the move. To maintain these standards of excellence, the organization relies on its subsidiary, Arco Alimentos, which specializes in the production and distribution of high-quality products in the bakery and grab-and-go categories. In 2025, Arco Alimentos launched a new automated sandwich production line, standardizing quality and extending the useful life of products for nationwide distribution.

During the reporting period, the company has strengthened its corporate strategy by placing the customer at the center of all its operations. This approach has enabled the company to transform its stores into premier destinations, evolving toward an exceptional omnichannel experience. Among the most significant developments are the strengthening of the standalone format, the opening of locations outside of service stations, the consolidation of its position as the preferred redemption location for the Full Copec loyalty program, and an accelerated digital transformation.

501

total number of Pronto Copec stores.

44

standalone stores.

48

stores that process organic waste with F4F.

107

stores in partnership with Red de Alimentos.

10

Sbarro locations.

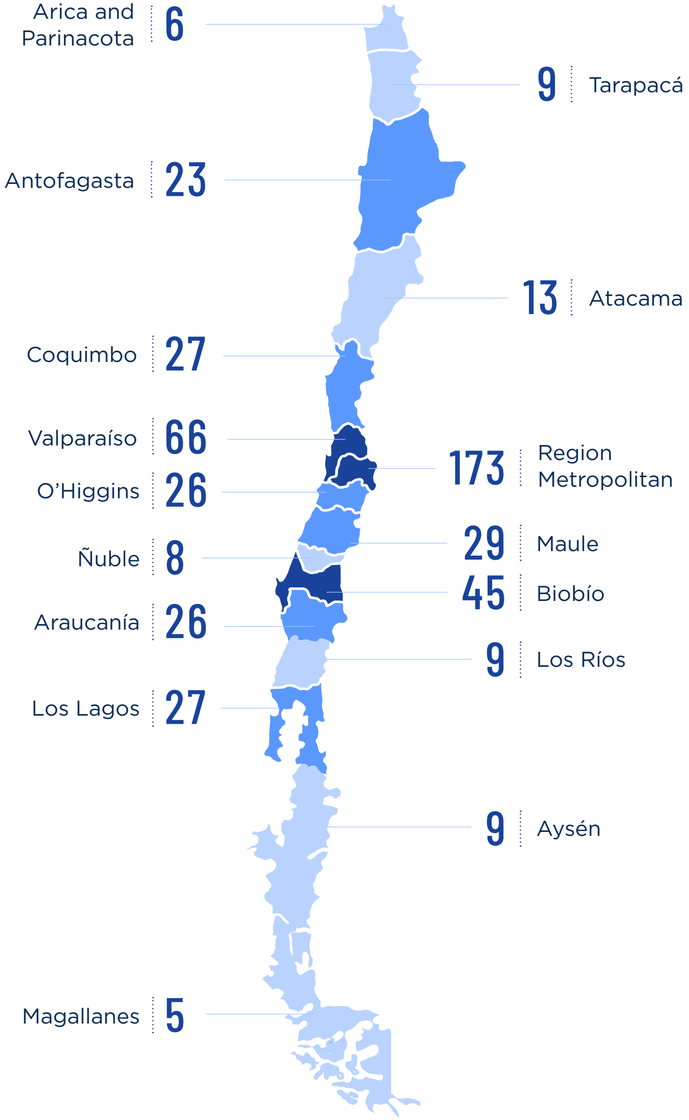

ARCOPRIME HIGHLIGHTS OF 2025

CUSTOMERS

This past year has seen an acceleration of our commitment to delivering the best product and the best omnichannel experience, as well as a focus on improving the Net Promoter Score (NPS) through the management of operational "micro-levers" and advanced analytics.

The Full Copec loyalty program consolidated its position as a key tool for understanding consumer behavior, enabling the company to tailor its offerings and retain high-value customers, with more than 50% of Pronto Copec's sales coming from loyal customers.

The subsidiary established a hybrid communication model that combined the broad reach of mass campaigns with the precision of digital media, enabling advanced content personalization tailored to each audience's profile. This strategy was essential for positioning the brand's value proposition during seasonal milestones such as summer and product relaunches—like the iconic hot dog—as well as to mobilize and give visibility to the strategic commitment to achieve the goal of Zero Waste by 2029. This was complemented by in-store activations at highway locations during key periods such as winter break and Christmas, featuring activities, giveaways, tastings, music, and live shows.

Pronto Copec's participation in iconic events such as the World Rally Championship, the Enade public-private forum, the 27th Congress on Organization and People by ICARE, high-speed urban cycling events like the Criterium, la Vuelta Copec, and electronic music festivals, among others, has enabled the company to expand its presence into new territories and opportunities for consumption, building closer

relationships with customers and connecting with diverse audiences, including sports fans, young people, and opinion leaders, to demonstrate that the brand's message remains consistent whether on the road or during recreation, sports, and different social gatherings.

OPERATIONS

2025 proved to be a year of historic expansion for Arcoprime's infrastructure. The physical network was strengthened with the opening of 32 new stores: 13 of them standalone locations and 16 integrated into service stations. This growth goes along with the opening of seven Sbarro locations and an ambitious plan to remodel city stores (such as Cantagallo and Vitacura) and highway kiosks, elevating the brand experience to Pronto Copec standards. The rebranding project under the "Pronto Copec Express" concept reached 74% completion, renewing the brand's visual identity.

2025 saw a major milestone for Arcoprime's franchise model, consolidating a record network of 375 stores. This growth was driven by the strategic strengthening of standalone stores, standing out the transition of 10 locations from company-owned operations to the franchise model, which brings the total number of franchised stores to 13, including the opening in Temuco/Bulnes of the first store established 100% under this model from day one.

After arriving in Chile, Sbarro accelerated its expansion, demonstrating its potential for nationwide scalability. The brand ended the year with 10 stores in operation, having opened seven locations in 2025. Under the hybrid-approach strategy implemented, four locations were opened inside Pronto Copec stores, and three standalone stores were opened in high-traffic shopping centers such as Mall Plaza Norte, Mall Plaza Egaña, and Costanera Center.

On the logistics side, during this period Arcoprime implemented an end-to-end supply chain optimized using advanced demand forecasting tools, ensuring that products consistently reach every location in the network, regardless of their geographic location.

DIGITAL TRANSFORMATION AND OMNICHANNEL STRATEGY

The 2025 fiscal year saw the consolidation of Arcoprime's digital transformation as the driving force behind its efficiency and customer satisfaction. Digital channels reached a record-high share, driven primarily by the widespread adoption of self-service. The delivery channel continued to be the chain's fastest-growing channel, demonstrating a greater capture of off-premises consumption opportunities and ensuring that Arcoprime's quality is just a click away, regardless of time or place.

Tiendacopec.cl established itself as a cornerstone of the omnichannel strategy, achieving exceptional year-over-year growth and demonstrating the model's profitability and scalability. The value proposition focused on non-food products, which stand out for their excellent value for money and high degree of differentiation (trending backpacks, travel accessories, among others).

In addition, during the period, Arcoprime took decisive steps toward advanced digitalization with the launch of ProntIA, a virtual assistant powered by Generative Artificial Intelligence. This tool integrates into the stores' daily workflow, replacing static manuals with dynamic assistance, training employees, and resolving operational questions in real time. Finally, the migration to the digital store management platform was completed across 100% of the network, completing the consolidation of our digital ecosystem.

The partnership with Blue Express Copec served as a catalyst for omnichannel operations, consolidating a nationwide logistics network for parcel pickup. In addition to operating 92 stores as Punto Blue, handling an average of 32,000 deliveries per month, a self-service locker project was implemented in 25 stores, establishing a last-mile solution that offers a self-service and efficient delivery option, increasing in-store traffic, and integrating new services into the in-store experience.

Furthermore, deploying high-quality Wi-Fi connectivity enhanced user retention and comfort, positioning these spaces as functional environments adapted to today's mobility trends.

INNOVATION AND PRODUCT DEVELOPMENT

Throughout the period, product innovation at Arcoprime was ongoing. In foodservice, the strategy focused on culinary innovation with a national stamp and the expansion of successful formats. The iconic hot dog was relaunched across the entire network, standardizing quality in both franchises and company-owned stores, which enabled us to achieve record-breaking sales results. This product has consolidated its position as a key differentiator for the chain and remains top of mind among our customers' preferences. In response to global trends, we introduced viral products and a revamped category of high-impact products. There was a strong focus on collectibles and licenses, and our own line of collectible building blocks, in addition to the introduction of exclusive seasonal products on iconic dates, creating themed experiences and generating an emotional and entertaining connection with customers.

In 2025, the Sbarro brand solidified its value proposition in the Chilean market by innovating in the pizza segment with its distinctive New York-style approach, based on the concept of grab-and-go pizza and pizza by the slice. A key cornerstone was its omnichannel expansion, achieving not only strategic openings in Pronto Copec stores but also successfully entering the food courts of the country's major shopping malls for the first time, which allowed it to bring its XXL pizza offerings to new consumer segments. In terms of product innovation, the brand constantly refreshed its menu to maintain public interest.

ENVIRONMENT

The company's environmental commitment was recognized nationally when it won first place in the 2025 Zero Waste Awards, organized by Ecológica, in the Retail or Post-Consumer category. This achievement highlights Pronto Copec's innovative circular model for the recovery of organic food waste generated in stores. Through this system, the company not only reduces its impact on landfills but also leads the transition toward transparent and circular waste management, aligned with the expectations of consumers who are more conscious of caring for the planet.

Arcoprime plays a key role in Copec's goal of achieving zero waste by 2029. For more information on the milestones of this commitment, please see page 119 of this report.

PEOPLE

Arcoprime has built an organization where holistic well-being, a commitment to excellence, attention to detail, and friendly service reflect the values of the more than 6,800 employees who make up the company. 2025 was a pivotal year for consolidating Pronto Copec's brand as employer, attracting, retaining, and developing professionals who combine the technical talent and commitment to service that the organization needs to lead the market.

It reaffirmed its leadership as an outstanding employer by receiving Computrabajo's Best Workplaces 2025 award in the Hospitality and Restaurants category. This milestone is the result of a strategy focused on the well-being and professional development of its teams, leading employees themselves to rank the company as the best place to work in the industry.

In addition, the organization focused its efforts on professionalizing its network through development and continuing education programs designed to standardize its service culture and facilitate the adoption of new technological tools at points of sale, ensuring that its workforce remains the cornerstone of the company's operational transformation.

The Training Department implemented a robust academic plan to strengthen the teams' technical and adaptive skills. Outstanding programs include Adaptive Leadership, with a 71% participation rate, and ServSafe Certification, which provided advanced training in food safety under international standards to head of departments and managers. Innovation was also key, training employees in the use of Artificial Intelligence and office tools to boost productivity. Additionally, risk management was reinforced through courses on labor law, cybersecurity (phishing), and the strengthening of the Crisis Committee, ensuring operations that are fully compliant with current regulations.

The workplace environment, equity, employee well-being, and organizational culture were reflected in the results of the Energy Survey. By taking a holistic approach to well-being, the Contigo Program (With you) consolidated its position as the cornerstone of mental health support and social assistance for teams. Additionally, the Diversity, Equity, and Inclusion strategy was strengthened through milestones such as the first Diversity Week, standing out as an organization where 57.8% of the workforce is female and 1.3% are people with disabilities, which enriches decision-making with diverse perspectives.

HEALTH AND SAFETY

Safety management in 2025 focused on raising standards for prevention and operational response, strengthening its four strategic cornerstones (employees, culture, training, and well-being). The company strengthened its occupational health and food safety protocols, ensuring safe environments for both its employees and customers. These actions included rigorous audits and the updating of procedure manuals, with a special emphasis on the safety of prepared food products, ensuring flawless operations across the entire national store network.

AWARDS AND HONORS

Arcoprime's excellence has been validated by the market through numerous top-tier awards. For the fifth consecutive year, the brand ranked first in GFK's Chile 3D study as the most highly valued brand in its category. Additionally, it topped the PXI (Praxis Xperience Index) ranking, reaffirming that its customer experience model is the most effective, user-friendly, and enjoyable in the industry. Other recognitions included the Citizen Brand award (Cadem), first place in the Triple Impact ranking (Global Compact Chile) for its contribution to the SDGs, and the "El Salvavidas" award from Uber Eats, solidifying its reputation as the preferred choice among Chileans.

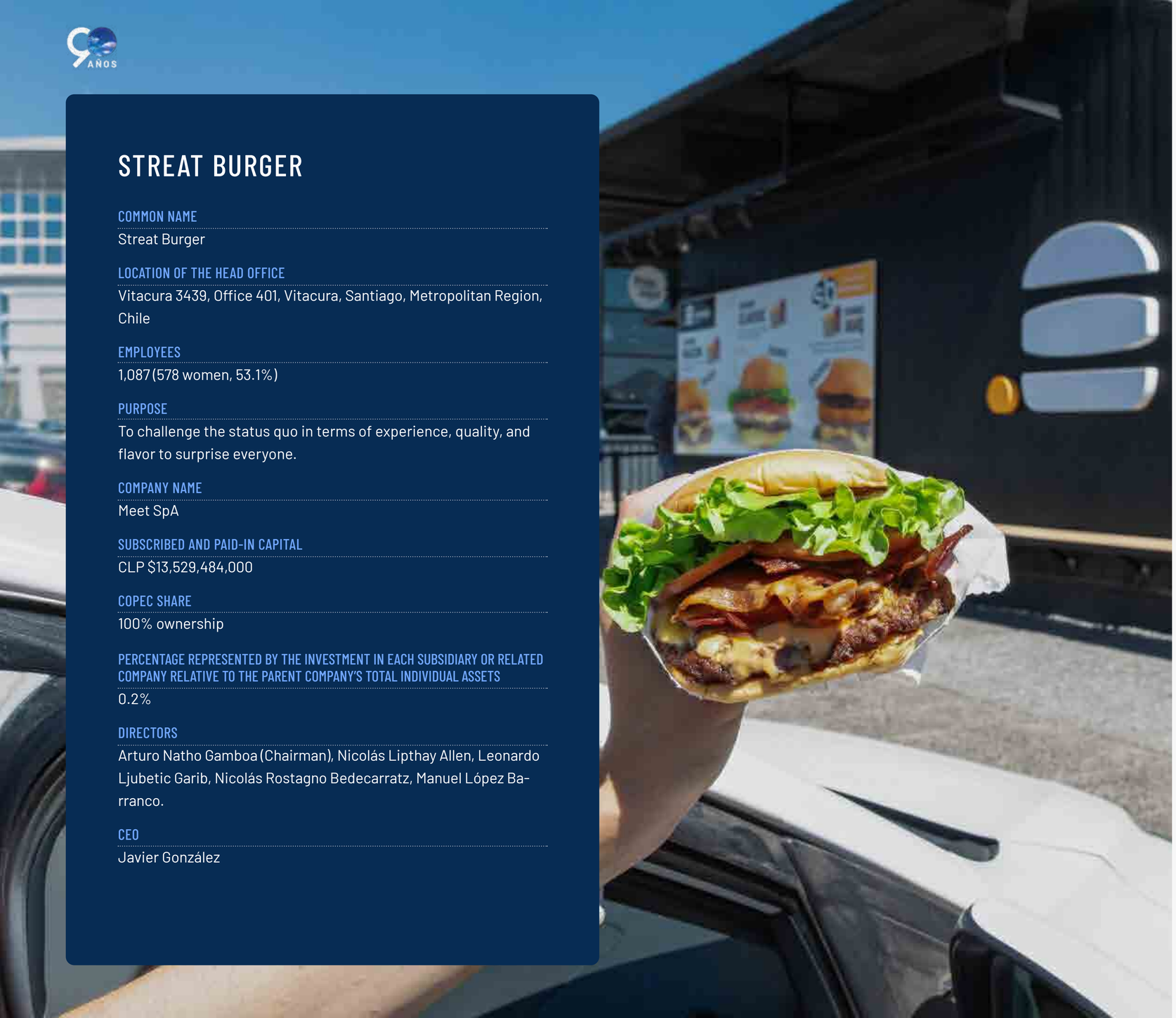

STREAT BURGER

COMMON NAME
Streat Burger

LOCATION OF THE HEAD OFFICE
Vitacura 3439, Office 401, Vitacura, Santiago, Metropolitan Region, Chile

EMPLOYEES
1,087 (578 women, 53.1%)

PURPOSE
To challenge the status quo in terms of experience, quality, and flavor to surprise everyone.

COMPANY NAME
Meet SpA

SUBSCRIBED AND PAID-IN CAPITAL
CLP $13,529,484,000

COPEC SHARE
100% ownership

PERCENTAGE REPRESENTED BY THE INVESTMENT IN EACH SUBSIDIARY OR RELATED COMPANY RELATIVE TO THE PARENT COMPANY'S TOTAL INDIVIDUAL ASSETS
0.2%

DIRECTORS
Arturo Natho Gamboa (Chairman), Nicolás Lipthay Allen, Leonardo Ljubetic Garib, Nicolás Rostagno Bedecarratz, Manuel López Barranco.

CEO
Javier González

By 2025, Streat Burger had solidified its position as one of the most promising burger brands on the market, combining a premium-quality offering with an agile and adaptable expansion model. Its presence in standalone locations, stores in service stations, and ice cream shops demonstrates the versatility of a brand designed to capture multiple dining occasions. By year-end, it had 21 operating locations, reflecting sustained growth.

This momentum was accompanied by a profound business transformation. The integration of the delivery channel through PedidosYa significantly expanded its reach, while the menu overhaul strengthened the value proposition, driving substantial growth in stores. This was complemented by the implementation of self-service checkout kiosks, which enhanced the customer experience and optimized efficiency on the floor. Together, these initiatives consolidate Streat Burger as a dynamic and scalable player within the multi-brand ecosystem.

STREAT BURGER HIGHLIGHTS OF 2025

CUSTOMERS AND INNOVATION

In terms of innovation and customer experience, in 2025 Streat Burger focused on launching new products and limited-edition items, including both burgers and sugar-free ice cream flavors, as well as adding lemonades and non-alcoholic beer to its menu.

To optimize operations, the brand continued to leverage logistical synergies with Copec and integrated technological tools such as order tracking and service evaluations via WhatsApp, along with the use of the Copec app as a payment and loyalty program tool at its locations.

In addition, self-service kiosks were developed and deployed at standalone locations (Los Dominicos and Chicureo) and at Copec service stations (San Francisco de Mostazal East and West, Llay Llay, Hijuelas, and San Fernando). These initiatives reinforce the company's commitment to a customer segment that prefers to conduct business through digital platforms.

ENVIRONMENT AND COMMUNITY

During this period, the subsidiary standardized comprehensive waste management at all Streat Burger locations along highways. Today, every outlet now has an efficient system for waste management, recycling, and, where applicable, the treatment of organic waste.

On the community side, in partnership with América Solidaria Foundation, Streat participated in the Yo Puedo festival, reaching more than 500 children and teenagers through food donations, a training workshop on youth leadership for teenagers, and corporate volunteering, reinforcing the brand's commitment to the community.

PEOPLE

As part of its consolidation process, in 2025 Streat Burger redefined its mission: "To challenge the status quo in terms of experience, quality, and flavor to surprise everyone," and updated its values, marking a new phase focused on the expansion and maturity of the business.

In terms of human resources management, the company achieved a significant milestone by reducing overall turnover, reflecting a more structured approach focused on retaining talent.

The strengthening of the company's internal culture was further validated by the "Happy Workplace" certification awarded by Buk, following an increase in the Net Happiness Score (NHS) from 60% to 74%—the highest score the company has ever achieved.

HEALTH AND SAFETY

Streat Burger strengthened its occupational health and safety system by fully implementing the documentation requirements set forth in Supreme Decree 44, incorporating new checklists, procedures, and records that raise the standard for legal compliance and preparedness for potential inspections.

In line with this consolidation, the company joined the Copec-ACHS ecosystem's preferred service model, gaining access to specialized technical advice and high-level support to standardize safety protocols across all workplaces.

In the area of organizational well-being, a psychosocial assessment was conducted at eight new workplaces, 75% of which were classified as low-risk, reflecting healthy work environments and effective workload management.

As a result of this comprehensive approach, and despite an increase in staff, the number of days lost due to workplace accidents was reduced by 14.5% compared to the previous year, confirming the effectiveness of preventive measures and incident management.

ETHICS AND COMPLIANCE

As part of its organizational maturation process, the company implemented its first Code of Ethics and established a confidential reporting channel managed by the Ethics Officer, accompanied by regulatory training to strengthen standards of integrity and governance.

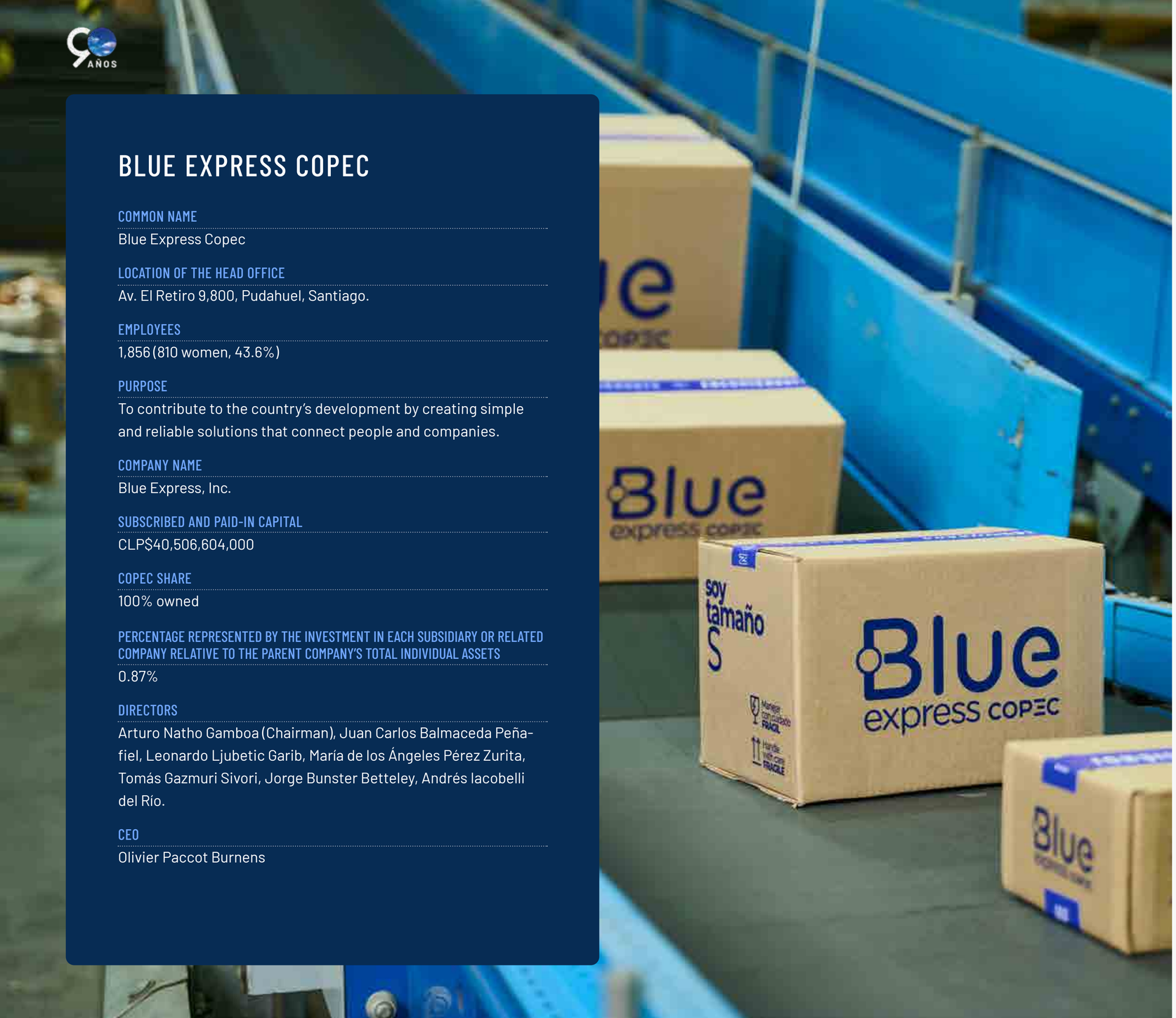

BLUE EXPRESS COPEC

COMMON NAME
Blue Express Copec

LOCATION OF THE HEAD OFFICE
Av. El Retiro 9,800, Pudahuel, Santiago.

EMPLOYEES
1,856 (810 women, 43.6%)

PURPOSE
To contribute to the country's development by creating simple and reliable solutions that connect people and companies.

COMPANY NAME
Blue Express, Inc.

SUBSCRIBED AND PAID-IN CAPITAL
CLP$40,506,604,000

COPEC SHARE
100% owned

PERCENTAGE REPRESENTED BY THE INVESTMENT IN EACH SUBSIDIARY OR RELATED COMPANY RELATIVE TO THE PARENT COMPANY'S TOTAL INDIVIDUAL ASSETS
0.87%

DIRECTORS
Arturo Natho Gamboa (Chairman), Juan Carlos Balmaceda Peña-fiel, Leonardo Ljubetic Garib, María de los Ángeles Pérez Zurita, Tomás Gazmuri Sivori, Jorge Bunster Betteley, Andrés Iacobelli del Río.

CEO
Olivier Paccot Burnens

Today, Blue Express Copec operates as one of the country's most extensive and dynamic logistics networks, leading the way in last-mile distribution with coverage across all of Chile's municipalities. Its model combines extensive territorial coverage, operational excellence, and real-time monitoring technology, ensuring fast, secure, and traceable deliveries in an increasingly demanding market.

Since joining the Copec portfolio in late 2022, the company has entered a phase of rapid expansion. Service stations became a strategic platform for package pickup, drop-off, and returns, integrating into a network of retailers and neighborhood stores that expands its reach. This synergy strengthened its regional presence and consolidated an omnichannel experience that brings logistics services to millions of people throughout Chile.

Beyond the last mile, Blue Express Copec acts as a strategic partner for e-commerce, offering comprehensive solutions such as fulfillment and specialized logistics consulting. Its adaptability, scalability, and efficiency position it as a key enabler of e-commerce growth and a major cornerstone within the Copec Ecosystem.

BLUE EXPRESS COPEC HIGHLIGHTS OF 2025

OPERATIONS

Blue Express Copec focused its 2025 strategy on expanding its network and digitalizing the customer experience. Outstanding developments include the opening of new shipping centers at strategic locations such as Parque Arauco Kennedy and Arauco Maipú, strengthening the network's reach. Additionally, in August, the company launched a self-service shipping feature at Blue Express Copec locations, allowing users to manage their shipping labels independently, which streamlines processes and improves operational efficiency for each transaction.

INNOVATION

In the area of innovation, Blue Express Copec led the transformation of last-mile delivery through solutions that prioritize flexibility and consumer convenience. A highlight was the implementation of on-demand returns, a partnership with Reversso and Uber Direct to streamline reverse logistics, making the return process easier for customers. It also established a strategic partnership with Getnet, which allows couriers to accept card payments for "cash-on-delivery" orders through POS terminals nationwide.

The company also consolidated its role as an industry leader at events such as Ecommerce Day and the E-commerce Innovation Summit. These events highlighted the importance of "off-premises deliveries", driven by the finding that 40% of customers prefer to pick up their packages at physical locations outside of business hours, a key trend that is redefining the shopping experience and logistics efficiency in 2025.

ENVIRONMENT AND COMMUNITY

In the environmental sphere, Blue Express Copec focuses its efforts on two strategic areas. First, the company has expanded its carbon footprint measurement to include Scope 3 emissions, which cover emissions associated with outsourced transportation and business travel, thereby strengthening the traceability of its climate impact.

On the other hand, it continues to promote the off-premises delivery model by expanding its network of lockers and Blue Points. This approach optimizes last-mile efficiency, reduces individual delivery trips, and helps lower emissions per package delivered.

On the community side, we strengthened this bond in 2025 through the first work experience program with UC and a family run with neighbors of Pudahuel. Additionally, a formal corporate volunteer program is planned for 2026.

In sustainability, the company launched initiatives such as the first Exchange Market to promote circular economy and aimed to expand the socio-logistics program "Entregas con Sentido," through which associated nonprofit organizations and foundations can send and receive packages at no cost.

680

Number of Blue Express Copec locations open in service stations.

99.9%

Percentage of coverage in the country's municipalities.

ETHICS AND COMPLIANCE

In this area, Blue Express Copec strengthened its governance structure in 2025, notably with the launch of Bluezón Legal, a corporate portal that centralizes legal management and enables full traceability through performance indicators, thereby enhancing internal control and transparency.

At the institutional level, the company reaffirmed its leadership in integrity through the active participation of several company executives on the Compliance Committee of the Santiago Chamber of Commerce.

PEOPLE

In 2025, Blue Express Copec's Human Resources department implemented a comprehensive strategy focused on talent development, strengthening leadership, and fostering an inclusive, high-performance culture. In the area of professional growth, highlights included the second edition of the Orion program for high-potential employees and the update of the Competency Dictionary for 1,700 employees. Leadership was a central focus through the Inspira and Impacto Líder Blue programs, which provided more than 3,000 hours of theoretical and practical training before executive panels.

This approach was reflected in record-breaking organizational climate results, achieving an 80.25% positive perception rate with an 88% response rate. Emotional well-being was also prioritized through the Blue Contigo professional support network, strengthening comprehensive support for teams.

In the area of Diversity, Equity, and Inclusion, the company made progress by implementing a blind recruitment process to reduce bias in hiring, participating in the Inclusion Expo, and strengthening the Pride Connection network. These initiatives are complemented by the development of a Diversity and Inclusion policy, currently in design, and a gender and diversity assessment that has already been completed.

AWARDS AND HONORS RECEIVED THIS YEAR

2025 was a year of widespread recognition for Blue Express Copec, reflecting its performance in people management, technological innovation, and brand positioning.

In the talent sector, the company took second place at the Laborum Awards for innovation in recruitment and ranked 22nd in the EFY Ranking as one of the best companies for young professionals. Its commitment to diversity was further recognized with the CL 2025 Equity Certification, highlighting it as one of the best workplaces for LGB-TIQ+ talent.

In terms of technology and customer service, the company was honored with the E-commerce Award for the second consecutive year and took first place at the Apprecio Awards for its "Mi Club Courier" platform, which virtually connects its entire external network.

Finally, the company ratified its leadership by taking first place in the Postal Services category of the Total Brands Study and by winning the National Logistics Award, which recognized it as "Company of the Year" for its innovative self-management model for shipments.

Also during this period, its CEO, Olivier Paccot, was recognized by ManpowerGroup as one of Chile's 50 most influential leaders in the "Talent, Technology, and Leadership" category.

COMPAÑÍA EMISORA DE MEDIOS DE PAGO DIGITALES (CMPD)

COMMON NAME
Copec Pay

LOCATION OF THE HEAD OFFICE
El Bosque Norte 211, 5th Floor, Las Condes, Metropolitan Region, Chile

EMPLOYEES
22 (8 women, 36.3%)

PURPOSE
To bring financial and payment services closer to everyone in Chile, with an experience that facilitates daily life and strengthens the bond with Copec.

COMPANY NAME
Compañía Emisora de Medios de Pago Digitales S.A

SUBSCRIBED AND PAID-IN CAPITAL
CLP $16,759,242,391

COPEC SHARE
100% owned

PERCENTAGE REPRESENTED BY THE INVESTMENT IN EACH SUBSIDIARY OR RELATED COMPANY RELATIVE TO THE PARENT COMPANY'S TOTAL INDIVIDUAL ASSETS
0.21%

DIRECTORS
Juan Diuana Yunis (Chairman), Arturo Natho Gamboa, Juan Carlos Balmaceda Peñafiel, Eduardo Navarro Beltrán, Mauricio Chandía Díaz.

CEO
Ignacio Alfaro Manzano

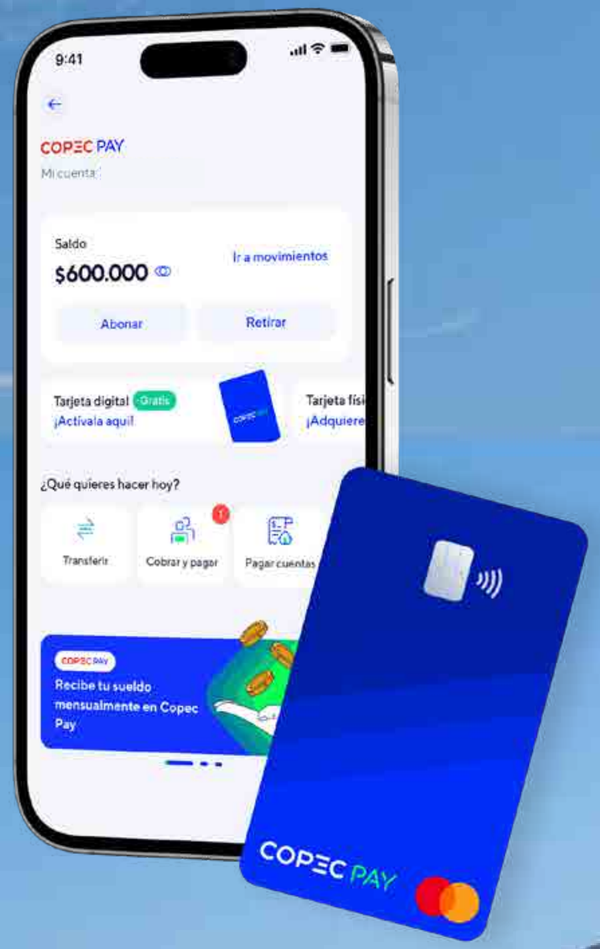

Compañía Emisora de Medios de Pago (CMPD) is Copec's digital wallet, operated under the Copec Pay brand, which marked the company's entry into the financial market in 2023. Integrated into the Copec app, it offers an account with no opening or maintenance fees, eliminating barriers to financial access, and allowing users to manage balances, make transfers, and pay for services simply and securely to anyone throughout the country.

With the Copec Pay Mastercard prepaid card, available in both physical and digital formats, users can make purchases at domestic and international merchants, both in-store and online. The ecosystem is complemented by cash management features, allowing users to make deposits and withdrawals directly at the registers of Pronto Copec stores.

CMPD HIGHLIGHTS OF 2025

CLIENTS

In 2025, Copec Pay consolidated its growth and expanded the active use of the platform. The digital wallet surpassed one million registered users and reached more than 230,000 customers with active monthly transactions, reflecting an expanding user base with high repeat usage. At the same time, the platform recorded an all-time high of over 2.7 million monthly transactions, demonstrating growing trust and adoption among users.

The evolution of its services was key to this performance. The addition of international money transfers expanded its value proposition, integrating it into an ecosystem that already includes more than 75 strategic partnerships. These agreements enable the company to offer exclusive benefits in high-frequency categories such as food, healthcare, e-commerce, and technology, strengthening its presence in people's daily lives.

In terms of brand positioning and engagement with the public, the brand maintained an active presence by sponsoring culinary events such as the Ñam and Feria del Sánguche exhibits, in addition to promoting exclusive presales for concerts by artists such as Bryan Adams and Chayanne. This balance between technological innovation and customer engagement was recognized in the EmpatIA 2025 Ranking, where Copec Pay took third place in the Technology category, standing out for combining digital efficiency with a people-centered experience.



1,190,235

registered Copec Pay customers at year-end.

792,416

total number of activated cards.

TUR.COM COPEC

COMMON NAME
Tur.com Copec

LOCATION OF THE HEAD OFFICE
Isidora Goyenechea 2915, Las Condes, Santiago, Metropolitan Region, Chile

EMPLOYEES
31 (11 women, 35.4%)

PURPOSE
To connect travelers with authentic and memorable experiences, while empowering local operators through technology, distribution, and global visibility.

COMPANY NAME
Tur.com SpA

SUBSCRIBED AND PAID-IN CAPITAL
CLP $4,310,290,000

COPEC SHARE
100% ownership

PERCENTAGE REPRESENTED BY THE INVESTMENT IN EACH SUBSIDIARY OR RELATED COMPANY RELATIVE TO THE PARENT COMPANY'S TOTAL INDIVIDUAL ASSETS
0.05%

DIRECTORS
Arturo Natho Gamboa (Chairman), Leonardo Ljubetic Garib, Gloria Ledermann Enriquez, Alejandro Hormann Orezolli.

CEO
Elías Musalem

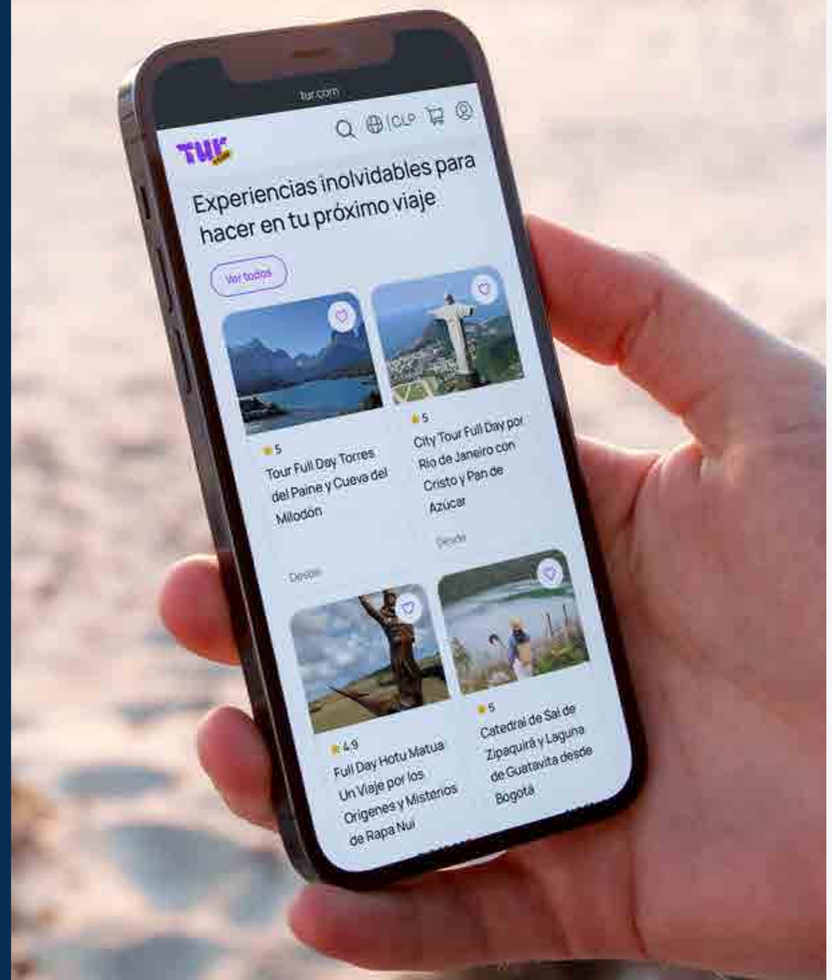

Tur.com Copec is Copec's travel booking platform, designed to digitalize and simplify travel planning. With a presence in 12 countries across the region, it offers a comprehensive solution that allows users to book flights, hotels, tourism packages, and car rentals, covering both domestic and international destinations.

As a digital travel agency, its value proposition is enhanced through integration with Copec's rewards ecosystem, allowing customers to earn Full Copec points and access exclusive offers. With a modern and efficient interface, Tur.com Copec positions itself as a key tool for the modern traveler, combining the flexibility of a booking platform with the support and trust of the Copec brand.

+1,200
activities available at Tur.com Copec.

+455
tour operators with signed contracts.

TUR.COM COPEC HIGHLIGHTS OF 2025

COMMERCIAL

A key milestone of the year was the restructuring of the sales department, which enabled the company to consolidate its operations in Chile and begin expanding into priority markets in the region, including countries such as Colombia, Peru, Brazil, and Mexico, among others. To support this growth, the Sales Development Representative (SDR) team was established, a key component for systematizing the assessment of offers and ensuring that entry into each new destination is carried out according to criteria of quality and relevance. This structure enabled the transition from prospecting to execution through a commercial roadmap based on data and local trends.

At the same time, the consolidation of the Business Development (BD) team became a driver of sustainable growth for the marketplace. This team focused on identifying and negotiating agreements with strategic partners, both public and private, to increase the visibility of the experiences offered. Thanks to these collaborations, Tur.com Copec was able to expand its distribution channels and boost conversion rates, establishing long-term relationships with key players in the tourism ecosystem (from the hospitality industry to adventure tourism) across the continent.

CUSTOMERS

Nationally, during the period, Tur.com Copec strengthened the platform's role in high-value tourist destinations through exclusive partnerships for ticket sales at Parques Cordillera and Rapa Nui, as well as the renewal of contracts for national parks operated by CONAF.

MARKETING

Between August and December, the company carried out a comprehensive rebranding process to evolve Chiletur's long-standing identity into Tur.com Copec. This transformation was more than just a cosmetic change: it included a redesign of the brand narrative, visual identity, and digital architecture, eliminating the geographical barriers associated with the previous name and aligning the platform with a regional and scalable vision.

To support this new positioning, a dedicated Regional Marketing team was formed for the first time, strengthening strategic capabilities that had previously relied on third parties. The collaboration between this team and specialized consulting firms enabled a comprehensive and cohesive launch, ensuring that the expansion into new markets is backed by solid and consistent communication.

PEOPLE

Tur.com Copec reached a key milestone in its internationalization strategy with its new regional team for Latin America. This process, which took place between January and November, focused on recruiting specialized talent to lead the platform's expansion into new markets in the region, resulting in the hiring of high-performing professionals for critical roles in business development, operations, marketing, and product. This expansion not only strengthens the company's execution capabilities outside of Chile but also ensures consistent operational management aligned with the organization's sustainability and service standards.

The initiative, operated as a hybrid model based in Santiago, enabled the integration of skilled personnel capable of adapting the business model to the realities of different countries. With this team, Tur.com Copec is consolidating the organizational foundation needed to drive its definitive entry into new markets, ensuring scalable and efficient growth.

HEALTH AND SAFETY

During this period, Tur.com Copec strengthened its service ecosystem by implementing a new mandatory verification process through the Tourism Registry. The primary goal of this protocol is to reduce operational and reputational risks by ensuring that users have access only to accredited services.

Throughout the year, the documentation of more than 350 tour operators was verified, including entries in the National Tourism Registry (or its regional equivalent), corporate information, and bank records, thereby raising the standard of professionalism across the entire range of offerings available on the platform. The process was rolled out across Latin America between January and December 2025.

ETHICS AND COMPLIANCE

The organization carried out a comprehensive process to update its internal policies, aligning them with Copec's corporate standards. This initiative not only addressed regulatory requirements but also sought to strengthen a shared ethical culture across all areas, ensuring that every employee acts in accordance with the same principles of conduct and transparency that govern the group. One of the main milestones was reaching 100% of employees through formal education and training programs.

MOBILITY

We are driving the development of electromobility in Chile by expanding and operating a robust and reliable charging network that is integrated into our ecosystem. Our goal is to ensure availability, coverage, and service standards that go along with the growth of the country's electric vehicle fleet.

Along with the infrastructure, we incorporate advanced technology to manage energy efficiently and intelligently, optimizing operations and improving the charging experience. In this way, we contribute to cleaner mobility and a more efficient energy system.

COPEC VOLTEX

COMMON NAME
Copec Voltex

LOCATION OF THE HEAD OFFICE
Isidora Goyenechea 2915, Las Condes, Santiago.

EMPLOYEES
36 (8 women, 22.2%)

PURPOSE
We exist to promote the development and mobility of people, companies, and the country. Our role is to promote sustainable, intelligent, and forward-thinking mobility by bringing electromobility closer to people, companies, and the country through diverse infrastructure solutions and charging services wherever and whenever they are needed.

COMPANY NAME
Copec Voltex SpA

SUBSCRIBED AND PAID-IN CAPITAL
CLP $15,845,859,579

COPEC SHARE
100% ownership

PERCENTAGE REPRESENTED BY THE INVESTMENT IN EACH SUBSIDIARY OR RELATED COMPANY RELATIVE TO THE PARENT COMPANY'S TOTAL INDIVIDUAL ASSETS
0.3%

DIRECTORS
Arturo Natho Gamboa (Chairman), José Ignacio Depassier Jiménez, Juan Diuana Yunis, Leonardo Ljubetic Garib

CEO
Andrea Castro Mozó

Copec Voltex is the leading company in sustainable mobility, dedicated to accelerating the energy transition through the development and operation of the country's most extensive electric charging network. Its comprehensive offering includes infrastructure solutions for the residential, commercial, and industrial sectors, serving strategic industries such as mining, transportation, retail, and tourism.

Through the management of public and private charging, along with advanced software and maintenance services, Copec Voltex positions itself as a strategic partner for the widespread adoption of electric mobility. Its commitment to strengthening the fast-charging infrastructure enables Chile to be efficiently connected, facilitating the growing use of electric vehicles and solidifying the group's leadership in the future of sustainable transportation.

Copec Voltex has made significant progress in the electrification of public transportation and, by the end of 2025, will have a network of 30 operational charging stations nationwide, serving more than 1,800 electric buses, thereby establishing a platform capable of scaling up and supporting new tenders and fleet renewal processes.

30

electro-terminals.

4,572

total Copec Voltex charging stations.

204

fast-charging stations nationwide.

48%

percentage of market share in public transportation.

45%

percentage of total market share.

849

charging points for public transport buses.

1,556

charging points in the residential segment (including Mi Taxi Eléctrico chargers).

451

charging stations opened at companies across several industries, including mining, fleets, and last-mile retail delivery.

576

shared-use and AC charging stations.

COPEC VOLTEX HIGHLIGHTS OF 2025

OPERATIONS

In 2025, Copec Voltex achieved significant milestones in the expansion of its strategic infrastructure to consolidate electromobility in Chile. First, the company launched 20 new charging stations for public transportation, with 15 located in the Metropolitan Region and five in different regions across the country, thereby optimizing the efficiency of urban fleets.

It also completed the installation of 42 new direct current (DC) chargers at Copec service stations nationwide, strengthening the fast-charging network and facilitating long-distance travel. By the end of 2025, it announced that it had surpassed 90 service stations with fast-charging stations, establishing the most extensive and highest-capacity network in Latin America.

MARKETING

Copec Voltex strengthened its brand positioning through strategic initiatives focused on public advocacy and customer loyalty. In September, the subsidiary led the 2025 Electromobility Seminar together with the Ministry of Transport and Telecommunications, an event that brought together more than 100 key players to plan the expansion of electro-terminals in regions and the incorporation of more than 800 new electric buses into the public transportation system. Additionally, as part of Copec's "90 Ways to Say Thank You" campaign, it presented a brand-new Hyundai electric vehicle as a tangible step to promote sustainable mobility among users and showcase the company's vision for the future.

ENVIRONMENT

Copec Voltex reaffirmed its commitment to sustainability, not only through its facilities, which inherently contribute to reducing CO_2 emissions for the country, but also by optimizing its operational management. In this regard, the company implemented the RECYLINK platform for the final disposal of hazardous waste in accordance with Copec's corporate standards, successfully managing nearly four tonnes of waste. This initiative prevented the release of 4.2 tonnes of CO_2e into the environment, consolidating a circular economy strategy that complements its primary role in the decarbonization of the national energy matrix and ensures responsible management of the impacts derived from its infrastructure.

ETHICS AND COMPLIANCE

In 2025, Copec Voltex strengthened its corporate culture and commitment to integrity through a series of compliance trainings conducted by the Copec team for all its employees, covering key areas such as the Code of Ethics, the Crime Prevention Model, Personal Data Protection, and Antitrust.

PEOPLE

The focus of human resources management was on team training, with the operations department participating in a theoretical and practical training session on the electric charger management and monitoring platform led by ABB, a global technology leader in electrification and automation. This technical training session allowed specialists to gain in-depth knowledge of real-time control and diagnostic tools, strengthening internal capabilities to efficiently manage the charging network and ensure the operational continuity of the infrastructure.

DHEMAX

COMMON NAME
Dhemax

LOCATION OF THE HEAD OFFICE
Vicente Reyes 224, Viña del Mar, Valparaíso Region, Chile.

EMPLOYEES
87 (18 women, 20.7%)

PURPOSE
To be a major player and benchmark in electromobility in Latin America, with presence in the U.S. and Europe, while maintaining a strong leadership in the fleet and B2B segments.

COMPANY NAME
Inversiones Dhemax Ingenieros Ltda

SUBSCRIBED AND PAID-IN CAPITAL
CLP $755,331,834

COPEC SHARE
80% ownership

PERCENTAGE REPRESENTED BY THE INVESTMENT IN EACH SUBSIDIARY OR RELATED COMPANY RELATIVE TO THE PARENT COMPANY'S TOTAL INDIVIDUAL ASSETS
0.0%

DIRECTORS
Arturo Natho Gamboa, Juan Diuana Yunis, Leonardo Ljubetic Garib, Andrea Martino Contardo, Andrés Barentín Calvo

CEO
Andrés Barentín Calvo

Dhemax is a leading provider of technology solutions for electromobility, specializing in fleet energy management, charging infrastructure, and smart monitoring of transportation systems. With over 20 years of experience and a presence in Latin America, Europe, and the U.S., the company acts as a strategic partner in the transition to clean energy, offering everything from specialized consulting to the implementation of advanced infrastructure for the operation of electric fleets.

Since Copec acquired an 80% stake in the company four years ago, Dhemax has become a cornerstone in strengthening the group's presence in the sustainable mobility ecosystem. As a pioneer in charging management, its expertise and technological capabilities enable the optimization of complex transportation systems, consolidating its role as an industry leader and facilitating the global rollout of electromobility solutions.

In 2025, Dhemax consolidated its international presence and consulting capabilities through strategic projects with a portfolio of high-profile clients, including Carris (Lisbon), the Itaipu Technology Park Foundation (Paraguay), Enatrix Energía (Brazil), Metrobús (Mexico), and ISA Vías.

DHEMAX HIGHLIGHTS OF 2025

OPERATIONS

Dhemax achieved a milestone in the Chilean mining industry in partnership with Codelco by enabling the electrification of a fleet of 650 trucks in Puerto Mejillones and Calama. The installation of strategic charging stations and the launch of the Oriente service station ensured operational continuity and economic viability from the beginning, promoting the sustainable transport of copper and byproducts on a large scale.

At the same time, it made progress in implementing charging infrastructure for public transportation in the Metropolitan Region and other regions, a project that includes commissioning and smart monitoring through its CMS, ensuring high standards of efficiency and availability at the new charging stations.

International expansion also strengthened its regional position. The company led feasibility studies in Lisbon, designed charging stations in Brazil, implemented pilot projects in Paraguay, and provided specialized consulting services for electric vehicle fleets in Copiapó. In addition, it conducted feasibility analyses for fleet migration at Copec's Maipú and Bluemax plants, reaffirming its role as an expert partner in electromobility.

Among other highlights, the installation of loading infrastructure for the ISA Vías control center and the commissioning of a charging yard for Copec S.A. stand out.

COMMERCIAL

Dhemax consolidated its international expansion through strategic partnerships that enhance its competitiveness in key markets. In March, the company launched a collaboration with Ampere Energy to integrate platforms and develop charging stations in Spain, notably receiving an invitation to participate in the EMT Valencia project.

At the same time, the company strengthened its technological integration with Optibus for the management of electric bus charging, an initiative showcased at international trade shows such as UITP and Busworld to generate new opportunities in the European market. Finally, in December, the partnership with SONDA enabled significant expansion in Latin America, securing the award of six charging stations in Mexico and the development of a robust project pipeline in Brazil, Costa Rica, and Guatemala, positioning Dhemax as a leading global technology provider.

MARKETING

In December, the Dhemax Webinar was held in collaboration with Mobility Portal, a digital platform that brought together industry leaders from Latin America and Spain. With the participation of key guests from companies such as Bali Express, Metropol, and Optibus, this event showcased Dhemax's technical expertise to the global transportation sector, reaffirming its role as an expert partner in the large-scale deployment of electromobility solutions.

INNOVATION

In the field of innovation and in partnership with Pontificia Universidad Católica the company developed a prefabricated construction system for multi-charging stations, currently pending a patent, that will reduce deployment times and operational costs. Additionally, in collaboration with Copec's Technology division and NTT Data, it incorporated artificial intelligence tools to automate processes and strengthen its technical capabilities.

In addition, Dhemax strengthened its digital ecosystem by developing the first version of its Fleet Management System (FMS), an advanced platform for managing electric vehicle fleets that integrates telemetry, real-time monitoring, and preventive maintenance. This system enables intelligent asset management, improves operational efficiency, and prepares the company for deployment with pilot customers, establishing a high-standard technological offering in electromobility.

At the same time, the company fostered a culture of innovation by hosting its first Artificial Intelligence Hackathon in Viña del Mar. This multidisciplinary event enabled the development of prototypes to optimize internal processes and customer service, strengthening the team's capabilities in emerging technologies and accelerating the adoption of advanced digital tools.

PEOPLE

Dhemax strengthened its focus on organizational development by implementing the Ubits platform, a strategic training tool that allows its employees to access personalized learning paths and certifications. This digital ecosystem integrates training, performance evaluation, and workplace climate assessment, creating a structure better equipped to tackle the challenges facing the industry.

At the same time, the company finalized its enrollment in the La Araucana Compensation Fund following a certified electronic voting process, thereby expanding its employees' access to health, education, and recreational benefits and strengthening its comprehensive wellness program.

HEALTH AND SAFETY

In June, the company implemented the Tazki platform, a centralized tool for managing preventive documentation, workplace safety analyses, and Joint Committee records. This innovation, approved by the Labor Department, enabled the company to streamline vehicle inspections and operational oversight using photographic tools, ensuring full traceability across all its locations.

Subsequently, the company administered the CEAL Survey (Center for Workplace Assessment), an initiative designed to identify and manage psychosocial risks in the workplace. Through this confidential assessment, Dhemax reaffirmed its commitment to regulatory compliance and the mental health of its employees, laying the groundwork for designing continuous improvement plans that ensure a balanced, safe work environment focused on the overall well-being of its entire workforce.

ENERGIES

The energy transition is an evolving reality, and at Copec we are driving tangible solutions to accelerate this change. We integrate renewable generation, clean energy supply, and smart management systems that enable individuals and businesses to optimize their consumption, reduce costs, and move toward more sustainable operations.

Leveraging technologies such as battery storage and artificial intelligence, we enable more efficient energy use, transforming the way energy is produced, managed, and consumed.

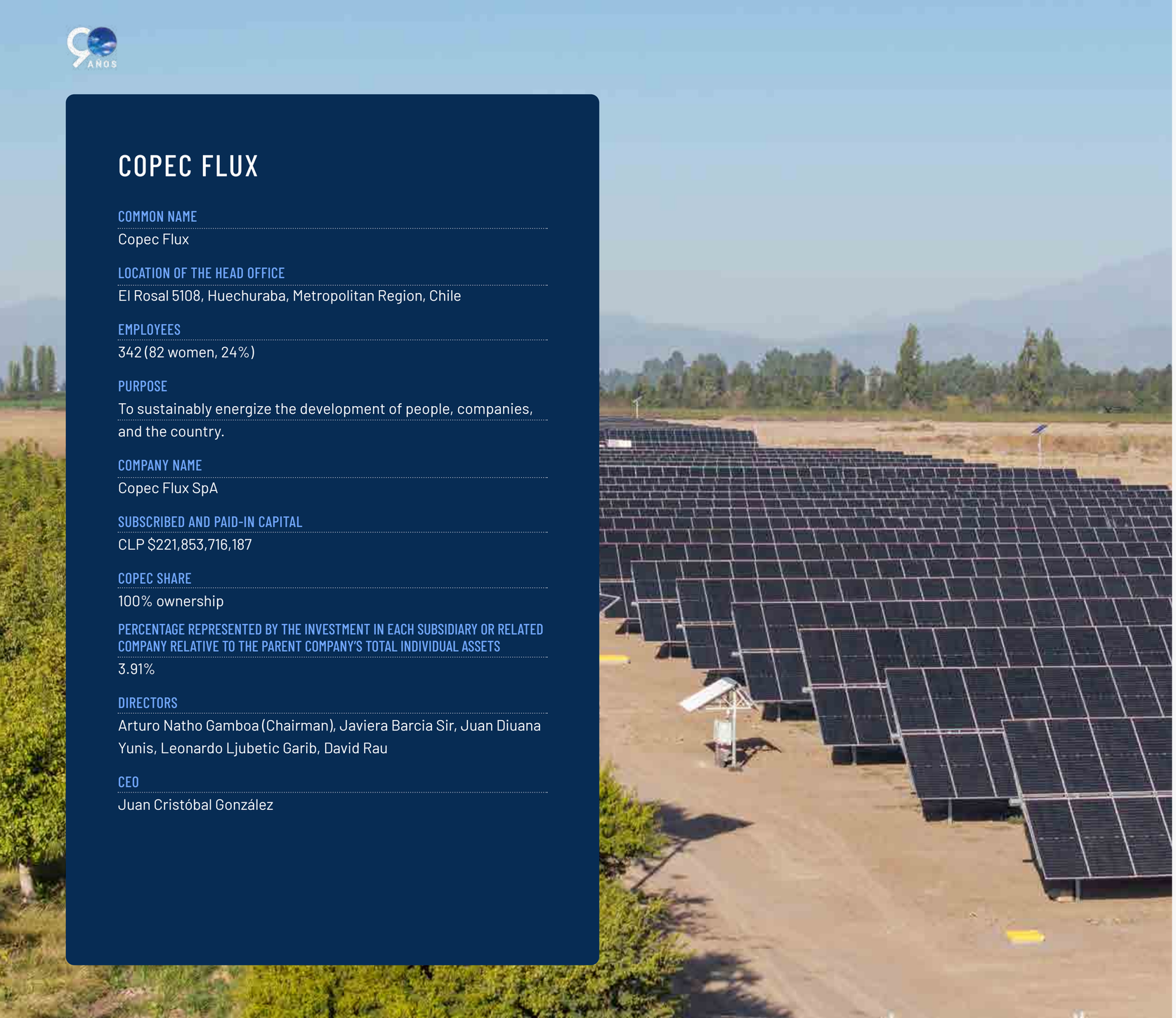

COPEC FLUX

COMMON NAME

Copec Flux

LOCATION OF THE HEAD OFFICE

El Rosal 5108, Huechuraba, Metropolitan Region, Chile

EMPLOYEES

342 (82 women, 24%)

PURPOSE

To sustainably energize the development of people, companies, and the country.

COMPANY NAME

Copec Flux SpA

SUBSCRIBED AND PAID-IN CAPITAL

CLP $221,853,716,187

COPEC SHARE

100% ownership

PERCENTAGE REPRESENTED BY THE INVESTMENT IN EACH SUBSIDIARY OR RELATED COMPANY RELATIVE TO THE PARENT COMPANY'S TOTAL INDIVIDUAL ASSETS

3.91%

DIRECTORS

Arturo Natho Gamboa (Chairman), Javiera Barcia Sir, Juan Diuana Yunis, Leonardo Ljubetic Garib, David Rau

CEO

Juan Cristóbal González

Since joining Copec's New Energies portfolio in 2020, Copec Flux has built a track record spanning more than 14 years as a leader in the Chilean solar photovoltaic solutions market. The company specializes in the comprehensive management of renewable energy projects, ranging from design and technical implementation to the operation and maintenance of generation and storage systems.

Its value proposition caters to a wide range of profiles, delivering customized solutions that span from the residential and real estate sectors to large-scale power generation projects and the corporate sector. This versatility enables it to address the three key segments of the solar industry with a focus on technical excellence and energy efficiency.

In the industrial market, the company has successfully promoted the ESCO model, designed for energy-intensive clients seeking to transition to clean energy sources without making upfront investments. Under this arrangement, Copec Flux assumes ownership and operation of the solar power plants, enabling companies to benefit from a long-term sustainable energy supply and acquire the infrastructure at the end of the contract.

With a network that now includes more than 80 operational facilities under this model, Copec Flux positions Copec as a leader in the energy sector of the future. By combining technical expertise with the group's corporate backing, Copec Flux continues to transform the country's energy mix, facilitating access to cleaner, safer, and more competitive energy.

142 MWp | 101.6M Wac

total accumulated installed capacity as of 2025.

21

operational PMGDs.

82

ESCO plants with an installed capacity of 23.35 MWp.

73,570.5939 tCO_2e

emissions reduced by PMGD and ESCO facilities.

7,280.315 tCO_2e

CO_2e emissions offset by energy storage panels sold to customers.

COPEC FLUX HIGHLIGHTS OF 2025

OPERATIONS

Copec Flux completed a phase of strategic expansion, strengthening its position in the energy sector. The acquisition of Termofrio/Ingetrol, the merger with Granja Solar, and the integration of Copec's residential electricity supply business significantly expanded its portfolio and technical capabilities, thereby enhancing its comprehensive service offering.

In addition, Copec Flux entered into a strategic partnership with Tesla, becoming Tesla's first Certified Service Provider (CSP) in Chile, and implemented Chile's first PMGD project using Tesla Megapacks for its batteries.

In power generation, the company made significant progress by increasing its injection capacity from 53.9 MWac to 101.6 MWac by the end of the year. This progress allowed to complete the connection of the 21 projects that make up its first portfolio of Small-Scale Distributed Generation (PMGD) projects, including large-scale plants such as Toledo, Andrómeda, Cauce, and San Ramón.

CUSTOMERS

In the commercial and industrial segment, the company achieved record project sales of 25 MWp, representing growth of over 155% compared to the previous year. Among the most notable milestones are the inauguration of Chile's largest photovoltaic carport at the Carozzi plant, with 2.9 MWp, and the implementation of a BESS storage system at Promasa with a capacity of 20,000 MWh.

Meanwhile, in the residential segment, the company set a record for solar project installations with more than 750 homes equipped, representing a 379% increase over the previous year.

In addition, Copec Flux played a role in Copec's expansion to Easter Island by installing an Ampere system that operates 100% off-grid.

ENVIRONMENT

In terms of environmental initiatives, Copec Flux successfully implemented recycling systems at 100% of its facilities, strengthening waste management and aligning its operations with sustainability standards consistent with its role in the energy transition.

PEOPLE

By becoming the first company in Chile to complete Tesla Energy's Certified Service Provider (CSP) program, Copec Flux gained access to Tesla's service tools, training, and technology to safely and efficiently operate and maintain Megapack 2 XL systems, achieving availability levels exceeding 99%.

COPEC EMOAC

COMMON NAME
Copec EMOAC

LOCATION OF THE HEAD OFFICE
Apoquindo 3,000, 301st floor, Las Condes

EMPLOYEES
158 (49 women, 31%)

PURPOSE
We are committed to driving the energy transition for businesses toward 100% renewable sources, providing not only clean electricity but also the knowledge, technology, and certification necessary for our customers to meet their sustainability commitments and manage their energy efficiently and cost-effectively.

COMPANY NAME
Emoac SpA

SUBSCRIBED AND PAID-IN CAPITAL
CLP $1,600,500,000

COPEC SHARE
80% ownership

PERCENTAGE REPRESENTED BY THE INVESTMENT IN EACH SUBSIDIARY OR RELATED COMPANY RELATIVE TO THE PARENT COMPANY'S TOTAL INDIVIDUAL ASSETS
0.04%

DIRECTORS
Arturo Natho Gamboa (Chairman), Javiera Barcia Sir, Juan Diuana Yunis, Leonardo Ljubetic Garib, Mauricio Olivares.

CEO
Vannia Toro Blanca

Since joining the Copec Ecosystem in 2020, Copec EMOAC has established itself as the strategic arm for supplying 100% renewable energy and providing expert support to eligible customers. With a history dating back to 2012, the company has evolved from technical consulting to a comprehensive management model that is leading the transition toward a cleaner and more efficient energy mix in the country.

Its value proposition goes beyond simply supplying electricity, integrating cutting-edge technological solutions for real-time monitoring and optimization of the consumption. Through digitalization and data analytics tools, it enables companies not only to ensure a sustainable energy source for their operations but also to maximize their operational performance through customized energy efficiency projects.

Today, Copec EMOAC is leading a new era in the industry by incorporating advanced energy storage solutions and technical innovation services, alongside a portfolio that includes 100% renewable electricity supply, digitalization and energy monitoring, energy efficiency, sustainability, renewable energy certification, and the development of electrical projects and systems. Thanks to the combination of this comprehensive offering with the strength of the Copec Ecosystem and its experience in the electricity market, the company positions itself as a key partner for organizations seeking to decarbonize their processes and move toward greater energy autonomy under global sustainability standards.

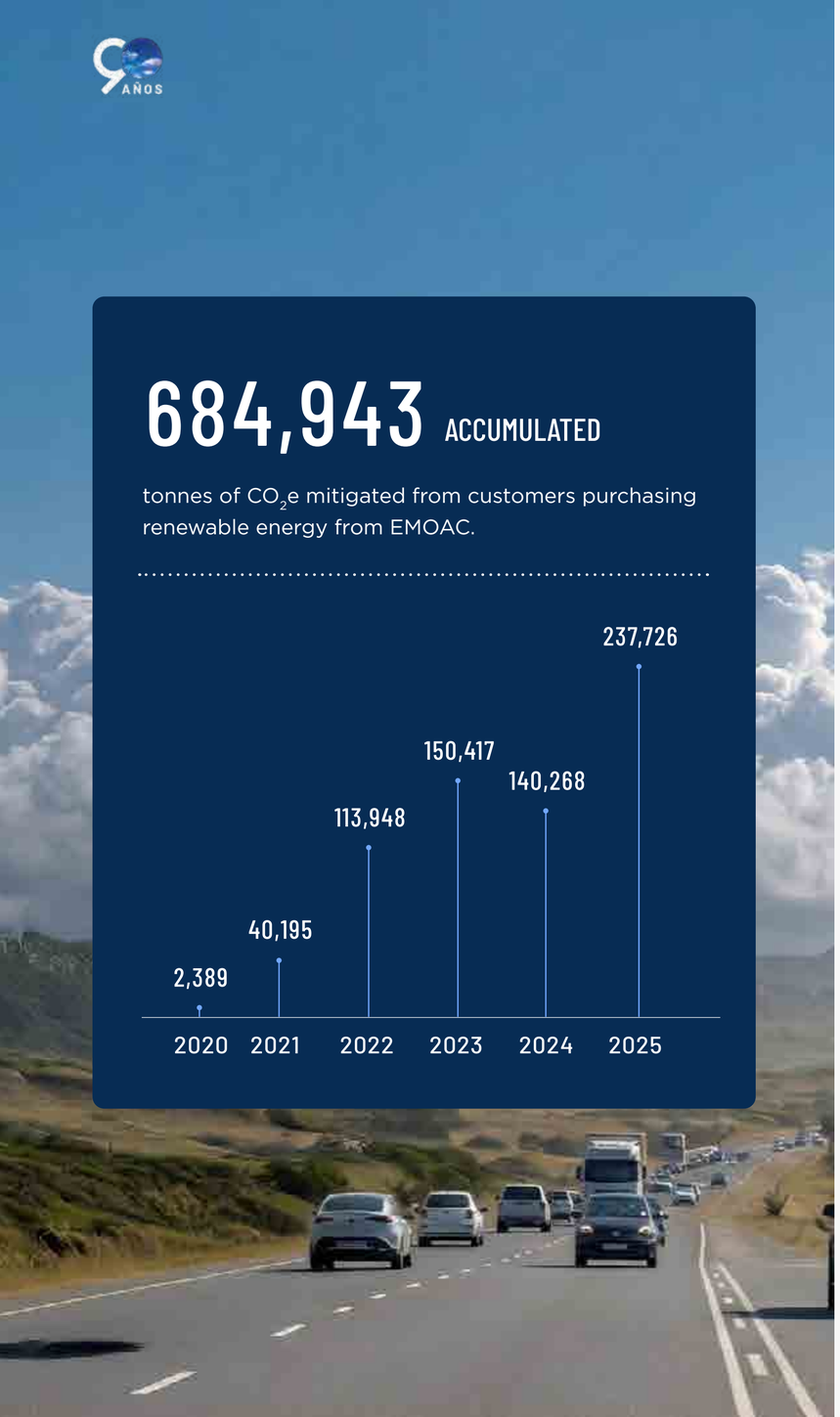

COPEC EMOAC HIGHLIGHTS 2025

OPERATIONS

Among the year's highlights are the inauguration of the Desert BESS, Latin America's largest battery storage facility, with 200 MW of capacity and 800 MWh of storage, developed by Atlas Renewable Energy, as well as the completion of the electrification project at the San Antonio Mine, a key initiative aimed at reducing costs and emissions and eliminating the client's use of fossil fuels.

In addition, the company achieved a 116% increase in its remote metering points compared to the previous year, significantly improving the efficiency of remote metering and energy management in its operations.

COMMERCIAL

Copec EMOAC consolidated its leadership in the Chilean electricity market, ranking third among generators and tripling its energy sales compared to 2024. This exponential growth was driven by new contracts with strategic high-consumption clients such as Walmart, Ariztía, and Telefónica. Additionally, the company surpassed 10,000 operational measurement points, providing digitalized, real-time information that improves the traceability of electricity, water, and fuel consumption for major clients such as Walmart and Mall Plaza.

MARKETING

The brand strengthened its presence through strategic communication regarding the signing of large-scale power purchase agreements (PPAs) with companies such as Metlen, ATLAS, and Verano Energy, underscoring its role as a leader in the country's energy transition. Along these same lines, Copec EMOAC joined the National Multisectoral Association, a strategic alliance designed to support the energy transition of the country's micro, small, and medium-sized enterprises.

In addition, in 2025, it held the second edition of the Smart Energy Awards, recognizing leading companies in sustainability such as Cencosud and Minera Candelaria.

INNOVATION

The company's technological focus was on protecting intellectual property, with the filing of a copyright registration for the EDGE v1.0 software, which was successfully completed before this report's publication. At the same time, it strengthened its cybersecurity infrastructure in accordance with Copec's corporate standards, including external audits to ensure the highest level of security for critical data and internal systems.

PEOPLE

The company strengthened its organizational culture, achieving an 84.77% satisfaction rate in the workplace climate survey and a Low Risk rating in the psychosocial risk assessment, reflecting a healthy and sustainable work environment.

In terms of development, the number of people trained increased by 30%, and the company modernized its performance management system by incorporating 360° feedback. It also implemented the Codify platform to standardize skills assessment

and optimize personalized learning paths, thereby establishing a more structured professional growth model aligned with business challenges.

ETHICS AND COMPLIANCE

During the period, the company fully implemented the Crime Prevention Model in accordance with current legal regulations. This system aims to mitigate corporate risks and strengthen a culture of transparency across all administrative and operational areas of the organization.

ENVIRONMENT AND SUSTAINABILITY

Copec EMOAC reaffirmed its environmental commitment through its first sustainability volunteer initiative, planting 1,000 native trees in a 2,500-square-meter area at the Las Mercedes School in María Pinto, generating environmental benefits (CO_2 capture, and biodiversity restoration) and social benefits (community integration). Additionally, a comprehensive recycling program was implemented at Copec EMOAC's corporate offices, managing waste such as paper, cardboard, plastics, glass, and aluminum with certified traceability. In 2025, a total of 367.8 kg of materials were recycled, strengthening the commitment to circular economy and reducing the environmental impact of administrative operations.

In addition, the procurement department adopted a strategic approach to sustainability, prioritizing suppliers that demonstrate environmental responsibility, energy efficiency, and good labor practices. This approach aims to align the entire value chain with ESG goals and reinforce the business's positive impact.

HEALTH AND SAFETY

In terms of safety and quality in human resources management, Copec EMOAC achieved an outstanding 99% compliance rate in the SICEP audit, earning a Category A rating. This milestone establishes the company as a highly reliable supplier in the industry, ensuring the rigor of its regulatory and operational processes.

AWARDS AND HONORS RECEIVED THIS YEAR

The year ended with significant honors: CEO Vannia Toro was named one of the 100 Female Leaders 2025. The company also received the Empresa Mujer Seal, a free certification granted by ChileCompra to government suppliers led by women, and the quantification seal from the Huella Chile program, awarded by the Ministry of the Environment for its transparency in managing greenhouse gas emissions.

AMPERE POWER ENERGY

COMMON NAME

Ampere Energy

LOCATION OF THE HEAD OFFICE

Avenida Progreso 11, P.I. Campo Aníbal, 46530, Puzol, Valencia, Spain.

EMPLOYEES

48 (13 women, 27%)

PURPOSE

To transform the traditional energy model into a more efficient, sustainable, and decentralized system.

COMPANY NAME

Ampere Power Energy S.L.

SUBSCRIBED AND PAID-IN CAPITAL

EUR 2,402,030

COPEC SHARE

65,19% ownership

PERCENTAGE REPRESENTED BY THE INVESTMENT IN EACH SUBSIDIARY OR RELATED COMPANY RELATIVE TO THE PARENT COMPANY'S TOTAL INDIVIDUAL ASSETS

0.18%

DIRECTORS

Vicente López-Ibor Mayor, Arturo Natho Gamboa, Juan Carlos Balmaceda Peñafiel, Leonardo Ljubetic Garib, Nick Boyle, Eva Berriozabal Manubens, José Álvarez García.

CEO

Francisco Lehuedé

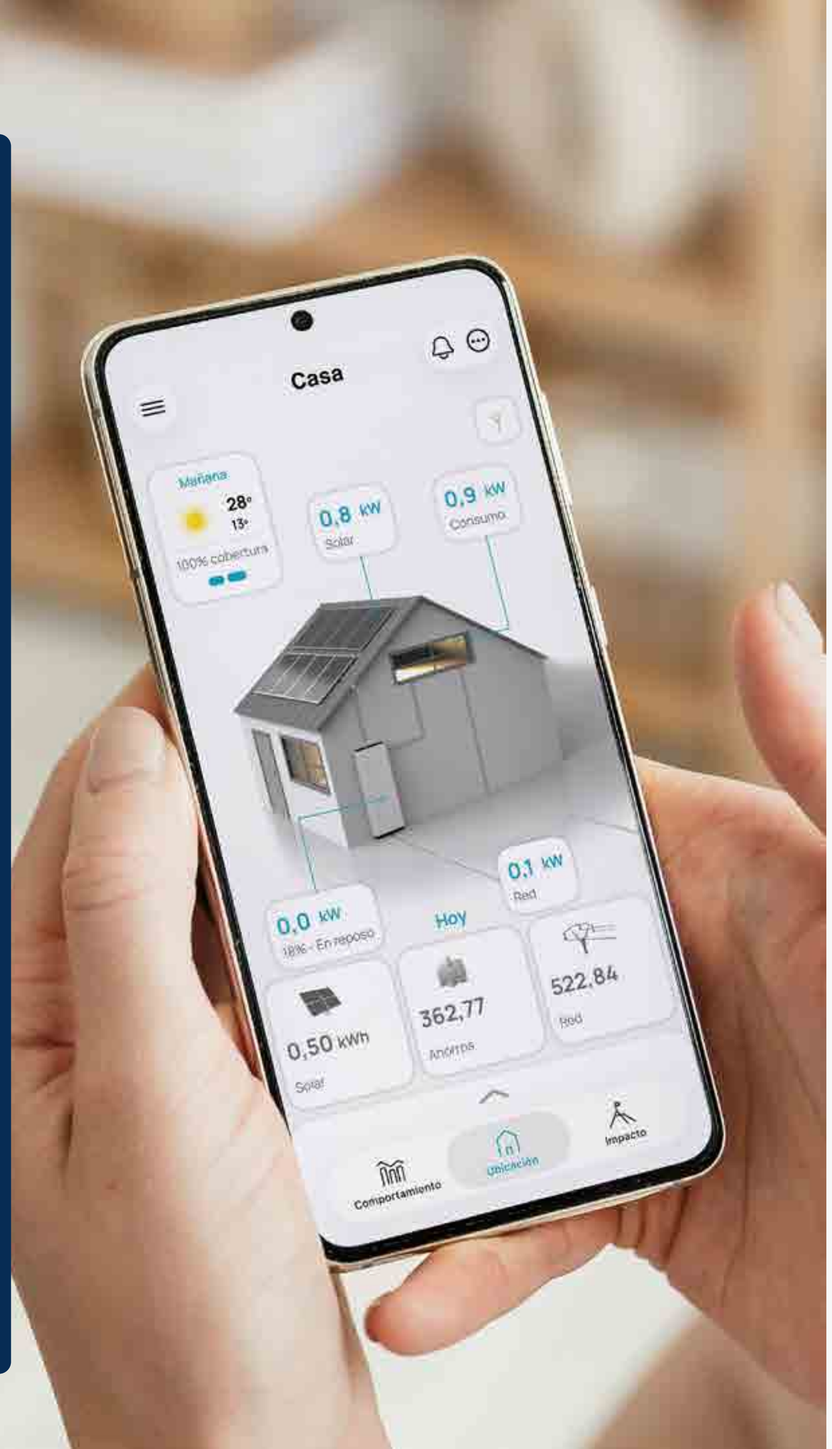

Ampere Energy has established itself as a strategic cornerstone in Copec's roadmap to lead the transition toward a renewable energy matrix. Through advanced smart storage technology, the company has evolved from a purely residential focus to the implementation of large-scale industrial solutions and the creation of energy communities, empowering individuals and businesses to become energy-independent.

Their systems, based on smart batteries, optimize energy consumption by enabling homes to achieve up to 80% self-sufficiency, while in industrial settings this figure can approach 100%. These innovations also enable the shared management of energy resources, allowing multiple users to benefit from solar power plants and centralized storage without the need for complex independent installations.

In the field of mobility, Ampere Energy is addressing critical infrastructure challenges by deploying fast chargers for electric vehicles. By using batteries as intermediate systems or buffers, the company ensures power and charging speed even in areas with grid constraints, driving a more flexible, efficient energy model that is deeply aligned with the needs of the future.

AMPERE POWER ENERGY HIGHLIGHTS OF 2025

OPERATIONS

The company took a strategic leap by launching its own electricity retail business focused on the industrial sector. This was complemented by the introduction of Battery as a Service (BaaS), a model that allows customers to access the technology through monthly payments based on the savings generated, as well as by establishing the sale of community management software as a standalone service.

In addition, during this period, key alliances were forged with strategic supply chain partners such as Shenzhen Enjoy Technology for inverters and AZE Systems for modular enclosures. These partnerships not only improved the versatility and design of the equipment but also optimized manufacturing and transportation costs, ensuring a more efficient and scalable supply chain to meet the growing demand for storage solutions.

Meanwhile, Ampere Energy ended 2025 with a significant endorsement of its quality management following the renewal of its ISO 9001:2015 – ENAC certification in December. This milestone reaffirms the organization's commitment to continuous improvement and excellence in its internal processes, ensuring that its operational standards meet the highest international standards of rigor and reliability.

COMMERCIAL

The year was marked by critical implementations across several sectors, including projects for Naturgy, cold-chain logistics centers such as Arucansa, and different energy communities in collaboration with Azimut 360 and Goiener. Furthermore, Ampere's technology was deployed at high-profile sports and cultural venues, such as the Barcelona Golf Club, the Sevilla Tennis Club, and the Casa Colón Auditorium, demonstrating the versatility of its solutions.

MARKETING

Ampere Energy focused its efforts on strategic positioning through prominent participation in international trade shows such as Genera, Net Zero, and Solar&Storage. This presence was complemented by an intensive training program that included more than 35 webinars and several in-person events with industry partners, aimed at promoting the benefits of BESS smart storage systems in both the residential and industrial sectors.

INNOVATION

Ampere Energy reached a milestone with the launch of the Energy Storage Target 1.1 algorithm to optimize self-consumption, along with the rollout of Backoffice 3.0 for technical support and the Ampere Communities platform for managing energy communities. In terms of hardware, the company made significant progress in the SEMS BUFFER line with the modular Slim model and the PRO prototype, designed for high energy density and power ratings of up to 500 kW with the ability to operate on an isolated grid.

ETHICS AND COMPLIANCE

During the second half of 2025, the Crime Prevention Model was formally approved and implemented, reinforcing the organization's commitment to transparency and the mitigation of criminal risks. This process included training sessions for all employees and the integration of these policies into official digital channels to ensure that both employees and third parties adhere to the company's ethical standards.

09

APPENDICES

ABOUT THIS INTEGRATED REPORT

ABOUT THIS INTEGRATED REPORT

This document is Copec's eighth sustainability report and the sixth prepared as an Integrated Reporting; and covers the Company's performance for the period from January 1 to December 31, 2025.

Although Copec is not a publicly traded company, this report is published on a voluntary basis, in line with our commitment to transparently report on our management and to be accountable to our stakeholders regarding the Company's economic, social, and environmental performance.

In recent years, we have strengthened our reporting process by incorporating a dual materiality approach, which allows us to broaden the scope of the information we disclose. This approach takes into account both the positive and negative impacts of our operations on people and the environment, as well as the sustainability-related risks and opportunities that may influence our financial performance and the creation of value for our shareholders.

The information contained in this report pertains to Copec's direct operations, which account for approximately 55% of the consolidated revenue reported in the financial statements. In general, the metrics included correspond to this scope; however, in some cases, progress has been made in consolidating information that also includes certain subsidiaries. When this occurs, the specific scope of the data is identified through explanatory notes. Additionally, the chapter "Our Companies" and the appendices of the report present the main developments and relevant aspects of the management of the companies that are part of the Copec ecosystem.

The coordination of this Integrated Report was led by the Sustainability Department, which is part of the Corporate Affairs Management, with methodological support from consulting firm SustainaLab and editorial design by Cincel Design. Different departments within the Company and companies in the Copec ecosystem participated in its preparation, contributing information and reviewing and validating the content included in this publication.

Methodology

In terms of methodology, this report draws on nationally and internationally recognized references and standards. We voluntarily incorporate the guidelines of General Standard No. 519 of the Financial Market Commission (CMF), which amends Standards NCG 30 and NCG 461 on the Integrated Annual Report and strengthens sustainability reporting standards. Likewise, this report incorporates public indicators from S&P Global's Corporate Sustainability Assessment (CSA). The internal review process concludes with approval by the Corporate Affairs Officer and subsequent submission to the CEO. The environmental, social, and governance indicators included in this report were externally verified by consulting firm PwC.

Materiality

At Copec, we periodically review our materiality assessment to ensure that environmental, social, and governance (ESG) issues accurately reflect the most relevant risks, opportunities, and impacts for the Company and its stakeholders. This process guides our sustainability strategy, strengthens our ESG risk management, and defines the content of our Integrated Report.

Following the Double Materiality process carried out in 2023 and the methodological update conducted in 2024, we implemented a new Double Materiality exercise in 2025 with the aim of deepening our analysis of the impacts, risks, and opportunities associated with our operations and value chain.

This process was conducted based on the double materiality methodology developed by EFRAG (European Financial Reporting Advisory Group), which comprehensively assesses the Company's impacts on society and the environment, along with the financial risks and opportunities relevant to the business.

To develop this report, we analyzed nearly 90 internal documents, including integrated reports, corporate policies, risk matrices, perception studies, and stakeholder surveys. We also incorporated the perspectives of external stakeholders through information derived from customer complaints, supplier surveys, social and environmental studies, media analysis, and interviews with relevant external stakeholders.

The analysis was supplemented by a review of ESG trends in the sector and relevant international standards, such as S&P Global's Corporate Sustainability Assessment (CSA), the Sustainability Accounting Standards Board (SASB), the Global Reporting Initiative (GRI), and the European Sustainability Reporting Standards (ESRS). Additionally, we conducted a benchmark against six companies in the Energy, Oil & Gas, and Retail sectors, along with interviews with executives and specialists from several areas of Copec and experts involved in the development of ESG criteria for the industry.

Through this process, we identified 105 impacts, risks, and opportunities (IROs), broken down into 47 impacts —both positive and negative, actual or potential— and 58 financial risks and opportunities.

The process was carried out with the participation of the Risk Department to ensure that the materiality analysis was integrated with corporate risk management. To evaluate the IROs, the scale used in the double materiality drill was adapted to the company's risk management methodology, and existing risk matrices were reviewed to ensure consistency with the organization's risk management processes.

Subsequently, the IROs were evaluated by internal teams and prioritized using a Double Materiality Matrix; the results were then compared with the Company's strategic risks, enabling the alignment of material topics with risk management priorities. As a result of the process, 13 material topics were identified, which guide Copec's sustainability strategy and ESG risk management. The results of the process were reviewed and approved by Copec's senior management, including the CEO.

As such, materiality serves as a key input for the Company's strategic decision-making, enabling us to focus our management efforts on those issues that have the greatest impact on business performance and on the effects we have on society and the environment. The findings are also used to guide strategic planning, risk management, and the prioritization of investments and projects related to sustainability.

The 13 material topics identified are aligned with the five cornerstones that structure our Sustainability Strategy.

Development of our people
- Safety and trust
- People and culture
- Human rights
- Diversity and Inclusion

Care for the planet
- Climate Change and Nature
- Environmental Compliance

Society and communities
- Community relations
- Social and Economic Contribution

Passion for our customers
- Service and operational excellence
- Energy transition

Financial sustainability
- Ethics and compliance
- Adaptability and forward-thinking
- Cybersecurity and Data Protection

COPEC 2025 DUAL MATERIALITY MATRIX

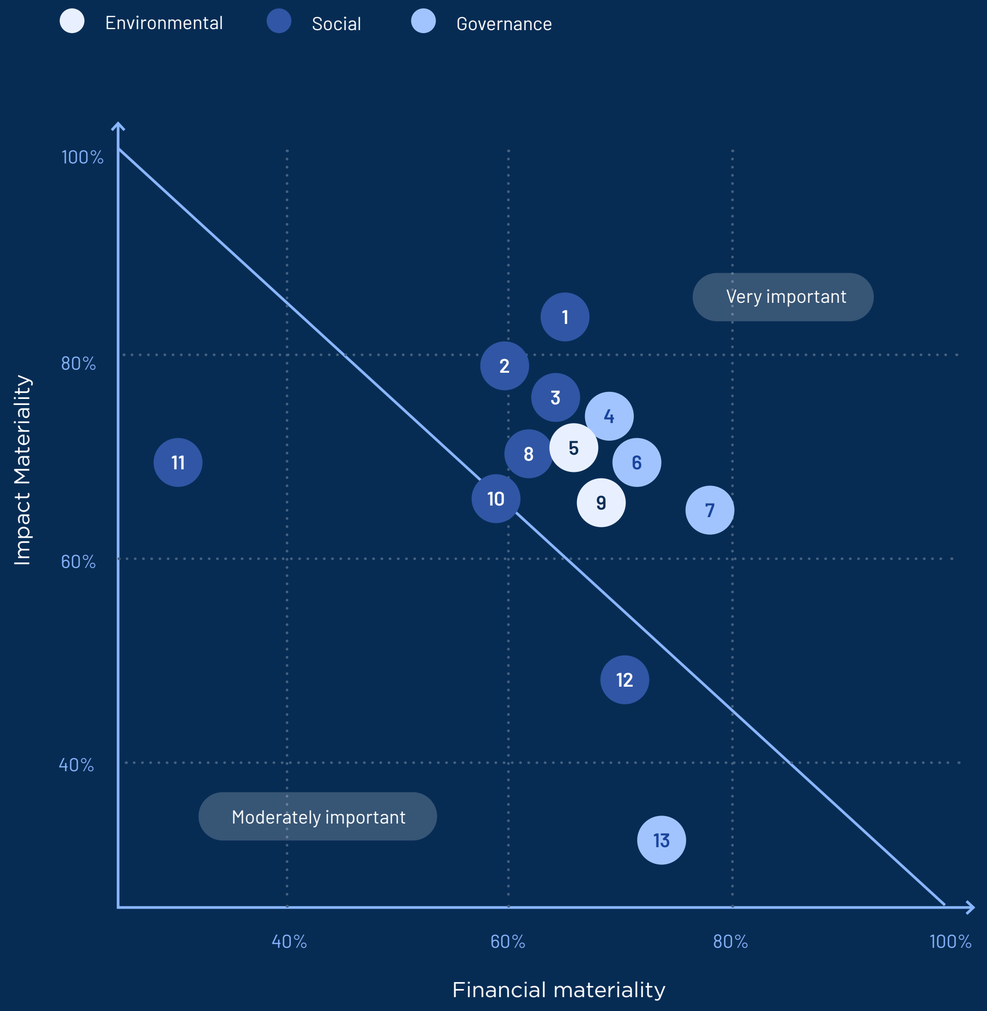

NUMBER	VERY IMPORTANT
1	Social and economic contribution
2	Safety and trust
3	Service and operational excellence
4	Energy transition
5	Climate change and Nature
6	Ethics and Compliance
7	Adaptability and forward-thinking
8	People and culture
9	Environmental Compliance

NUMBER	MODERATELY IMPORTANT
10	Human Rights
11	Diversity and Inclusion
12	Community engagement
13	Cybersecurity and data protection

The following are examples of material topics identified in the dual materiality process, which have a direct impact on the creation of corporate value and on the Company's management of risks and opportunities:

Material Topic: Climate Change and Nature

- **Risk or Opportunity:** Climate change creates operational and regulatory risks associated with emissions, extreme weather events, and the availability of natural resources. At the same time, it presents an opportunity to improve operational efficiency and reduce energy and resource costs.
- **Business Case:** Decarbonization, energy efficiency, and responsible water management help reduce operating costs, strengthen operational resilience, and create value through sustainability solutions for customers.
- **Financial significance:** Climate management helps mitigate regulatory and operational risks, reduce energy and resource costs, and safeguard business continuity in the face of extreme weather events that could impact financial performance.
- **Business Strategy:** The strategy is based on emissions reduction, energy efficiency, water management, circular economy, and biodiversity conservation, all of which are integrated into the environmental management system and the annual carbon footprint assessment.
- **Long-term goals:** Carbon neutrality for Scope 1 and 2 emissions by 2030, a zero-waste commitment by 2030, the promotion and conservation of 39 high-value ecosystems near our operations by 2034, and achieving a net positive impact by 2039.
- **Progress:** In 2025, 29,463 tCO_2e were reduced and 9,171 tCO_2e were offset, neutralizing 100% of Scope 2 emissions. In addition, the water goal was exceeded with a reduction of nearly 37% compared to 2021, and a total of 17 ecosystems were protected across all 16 regions of the country.
- **Executive remuneration:** Climate management is part of the corporate risk management system overseen by senior management.
- **Business operations causing the impact:** Operations, energy consumption, and the supply chain associated with fuels and energy.
- **Stakeholder groups assessed:** Customers, communities, authorities, employees, and investors.
- **Materiality for stakeholders:** Combined impact, mitigated through emissions reduction and the protection of natural resources.
- **Output metric:** Tonnes of CO_2e reduced or offset, volume of water saved, and ecosystems protected.
- **Impact Assessment:** Reducing emissions helps mitigate climate change, and reducing water consumption eases the strain on water resources in the regions where we operate.
- **Impact metrics and methodology:** Emissions measurement in accordance with ISO 14064-1 and tracking of corporate environmental indicators to estimate reductions in climate impact and resource use.

Material topic: Cybersecurity and data protection

C3-3

- **Risk or opportunity:** The digitization of services increases exposure to cyberattacks or unauthorized access, which can disrupt business continuity, result in regulatory penalties, and undermine customer trust.
- **Business Case:** Robust cybersecurity management protects digital assets, ensures business continuity, and builds trust in digital services.
- **Financial implications:** Security incidents can result in operational costs, regulatory penalties, and losses associated with business disruptions, all of which have a direct impact on financial results.
- **Business Strategy:** Strengthen cybersecurity governance, implement technological controls, monitor threats, and develop information security training and awareness programs.
- **Long-term goal:** Strengthen the organizational culture of cybersecurity through ongoing training and awareness programs by 2030.
- **Progress:** In 2025, training and incident simulation activities reached approximately 950 employees at Copec and its subsidiaries.
- **Executive remuneration:** Cybersecurity is part of the corporate risk management system overseen by senior management.
- **Business areas that have an impact:** Technology infrastructure, digital operations, and data management in products and services.
- **Stakeholder groups assessed:** Customers, employees, suppliers, strategic partners, and authorities.
- **Materiality for stakeholders:** Potential negative impact associated with risks of data breaches or service disruptions.
- **Output metric:** Number of employees trained in cybersecurity and who have participated in incident simulations.
- **Impact assessment:** The training strengthens the organization's capacity to prevent, detect, and respond to security incidents, reducing the risk of operational disruptions and data breaches.
- **Impact metrics and methodology:** Annual record of training activities, incident simulations, and cybersecurity awareness programs.

Material topic: Energy transition

- **Risk or opportunity:** The global energy transition represents an opportunity to diversify the energy portfolio through renewable energy, electrification, and new energy services.
- **Business Case:** Developing renewable energy solutions creates new revenue streams and enables us to support our customers in their decarbonization efforts.
- **Financial significance:** Expanding into new energy businesses allows for the diversification of revenue streams and reduces transition risks associated with the shift in the energy system.
- **Business strategy:** Development of renewable energy solutions, generation and storage projects, and electromobility infrastructure for industrial and residential customers.
- **Long-term goal:** By 2050, EBITDA from non-fuel businesses will be just as significant as that from fuel businesses.
- **Progress:** In 2025, Copec consolidated its position as a major energy supplier to non-regulated customers, with contracts totaling more than 2.1 TWh.
- **Executive remuneration:** The energy transition is part of the corporate strategy overseen by senior management.
- **Business areas that cause the impact:** Operations, energy products, and services, including renewable energy supply, electrification, and energy solutions for customers.
- **Stakeholder groups assessed:** Customers, investors, authorities, and communities.
- **Materiality for stakeholders:** Positive impact, by facilitating access to cleaner and more efficient energy solutions.
- **Output metric:** Volume of renewable energy contracted, supplied, or generated (TWh).
- **Impact assessment:** An increase in the supply of renewable energy reduces emissions associated with customers' energy consumption, contributing to the decarbonization of the energy system.
- **Impact metrics and methodology:** Tracking the volume of energy sold and estimating emissions avoided using emission factors for the electricity system.



CONSOLIDATED FINANCIAL STATEMENTS

Statement of Financial Position

As of December 31,

	2025	2024
	MM$	MM$
Assets		
Current assets	3,016,784	2,808,158
Non-current assets	3,547,887	3,221,092
TOTAL ASSETS	**6,564,671**	**6,029,250**
Liabilities		
Current liabilities	1,928,602	1,539,518
Non-current liabilities	2,180,432	2,210,975
Total liabilities due	**4,109,034**	**3,750,493**
Equity		
Issued capital	511,338	511,338
Other reserves	-155,362	-148,890
Retained earnings (cumulative losses)	1,748,196	1,599,401
Net equity attributable to owners of the parent company	**2,104,172**	**1,961,849**
Non-controlling interests	351,465	316,908
Total equity	**2,455,637**	**2,278,757**
TOTAL LIABILITIES AND EQUITY	**6,564,671**	**6,029,250**

Statement of Comprehensive Income by Function

For the years ended December 31,

	2025	2024
	MM$	MM$
Gross margin	1,950,812	1,843,719
Pre-Tax profit (loss)	**673,197**	**528,480**
Income tax expense	-189,924	-162,158
Profit (loss) after tax	**483,273**	**366,322**
Gain (loss) from discontinued operations	**-**	**-**
PROFIT (LOSS)	**483,273**	**366,322**
Profit (Loss) attributable to controlling interest	426,813	323,057
Profit (Loss) attributable to minority interest	56,460	43,265
PROFIT (LOSS)	**483,273**	**366,322**

Cash Flow Statement, Direct Method

For the years ended December 31,

	2025	2024
	MM$	MM$
Net cash flow from operating activities	855,615	1,011,196
Net cash flow from investing activities	-281,215	-329,254
Net cash flow from financing activities	-584,736	-626,296
Net increase (decrease) in cash and cash equivalents	**-10,336**	**55,646**
Effect of changes in exchange rates on cash and cash equivalents	3,884	26,822
OPENING BALANCE OF CASH AND CASH EQUIVALENTS	**666,148**	**583,680**
CLOSING BALANCE OF CASH AND CASH EQUIVALENTS	**659,696**	**666,148**

Statement of Changes in Equity

For the years ended December 31,

	2025	2024
	MM$	MM$
Opening balance	**2,278,757**	**2,068,580**
Revaluation reserves	1,728	-21,982
Conversion adjustments reserves	-15,179	42,534
Hedging reserves	18,869	-15,239
Reserves for defined benefit plans	-960	111
Other reserves	-10,930	-2,942
Dividends	-278,018	-161,529
Net income for the year	**426,813**	**323,058**
Changes in minority interests	34,557	46,166
TOTAL TRANSACTIONS	**176,880**	**210,177**
TOTAL EQUITY	**2,455,637**	**2,278,757**

CORPORATE STRUCTURE

NCG 519 6.5.1.x

Symbols

Subsidiaries	Share Copec Canal Inc.
Joint Ventures	Share Complemento Filiales SpA
Related companies	Share Soluciones de Movilidad SpA
No significant influence	Share Copec Overseas SpA

Ampere Power Energy S.L 65.19%	Omnidian Inc. 2%	Wall Box Chargers SL 2.4%	Busbud Inc. 2.5%	XealInc 1.5%	Moment Energy Inc Notes converted into stocks.
Stem Inc. 3%	Yotta Energy Inc. 2%	ARA Inc. 2%	H2PRO Ltd. 0.4%	Picafuel Warrant	
Turntide Technologies Inc. 1.3%	ZOOMO PTY LTD 3.7%	75F Inc. 4.1%	Source Global PBC. 0.1%	Liquitech SpA. (Galgo) 2.7%	
Optibus Ltd. 0.4%	Yummy Inc. 3%	Remitee S.A 2.4%	Resonat Link Inc. 5.7%	Cathay Innovation SAS Fund	
Ineratec GmbH 2.2%	Autocafler S.L. Notes converted into stocks.	Andes ML LLC. Notes converted into stocks.	Field AI Inc Notes converted into stocks.	Monalee Inc Notes converted into stocks.	

APPENDICES | WE ARE COPEC

Audits of Financial Statements

NCG 519 3.3.vi

The Board of Directors does not hold formal meetings with the external audit firm. Notwithstanding this, the auditor meets annually with our Internal Control Committee, a body composed of directors and executives, to review matters related to the audit process and the financial statements. Through this structure, we ensure adequate oversight and technical analysis of financial information, upholding standards of control and transparency in our management.

Financial Statement Disclosure

NCG 519 12

Copec's financial statements are available on the Financial Market Commission (CMF) website in summary under the financial information section for Empresas Copec. They are also available in summary on the Company's website and in this Report.

COMPANY PROPERTY

Ownership and control status

NCG 519 2.3.1

At Copec, there are no agreements for joint action among controlling parties or individuals who exercise direct or indirect control over the Company, other than the control exercised by Empresas Copec S.A. in its role as the majority shareholder.

NCG 519 2.3.2

During the reporting period, there were no changes in the Company's ownership structure.

Identification of majority partners or shareholders

NCG 519 2.3.3

As of the fiscal year-end, there are no non-controlling individuals or legal entities that directly or indirectly hold 10% or more of the Company's voting capital, nor do they have the authority to appoint members of the Board of Directors or management.

Characteristics and rights of the shares

NCG 519 2.3.4.i

As of the fiscal year-end, the Company does not have any distinct classes of shares. All issued shares belong to a single class, which confers equal voting and economic rights on their holders. Consequently, there are no preferential rights or expiration dates associated with any classes of shares.

NCG 519 2.3.4.ii

The Company's dividend policy provides for the annual distribution of at least 50% of the net distributable earnings for the fiscal year, in accordance with applicable regulations and subject to approval by the Board of Directors.

In addition, management is evaluating the possibility of distributing an interim dividend charged to the results for the fiscal year, typically in December, subject to the Company reporting positive results and having sufficient cash availability.

This policy is expected to remain in place for the next two years, subject to any adjustments that may arise from changes in financial conditions, investment needs, or the Company's strategic decisions.

NCG 519 2.3.4.iii, 2.3.5

Dividends distributed during fiscal year 2025:

TYPE OF DIVIDEND	AMOUNT PAID (CLP)	% OF 2024 NET INCOME	% CHARGED TO RETAINED EARNINGS
Interim	$70,374,150,000	21.784%	0%
Final	$155,766,325,000	48.216%	0%
Total	**$226,140,475,000**	**70%**	**0%**

*All dividends paid during the fiscal year correspond to distributable net income for fiscal year 2024. No distributions were made from retained earnings from prior fiscal years.

Dividends paid per share:

YEAR	TOTAL DIVIDEND PER SHARE (CLP)
2023	$963,143
2024	$886,616
2025	$822,329

*The Company has a single class of shares, all of which carry equal voting and economic rights.

NCG 519 2.3.4.iii.c

Total number of shareholders: As of December 31, 2025, the Company has two shareholders.

SUBSIDIARIES AND RELATED COMPANIES*

NCG 519 6.5.1.i, 6.5.1.ii, 6.5.1.iii, 6.5.1.vi

NAME	ADDRESS	CORPORATE PURPOSE AND ACTIVITIES	PERCENTAGE OF OWNERSHIP	SUBSCRIBED AND PAID-IN CAPITAL	UNIT	INVESTMENT VALUE (Ch$)	PERCENTAGE OF COPEC'S INDIVIDUAL ASSETS
ADM. CENTRAL DE ESTACIONES DE SERVICIOS LTDA. - ADC	2915 Isidora Goyenechea, Las Condes, Santiago, Metropolitan Region, Chile.	Sale of fuels, lubricants, spare parts, accessories, miscellaneous goods, and provision of administrative services.	100	$230,000	Thousands of Chilean pesos	$447,430	0.01%
ADMINISTRADORA DE ELECTROMOVILIDAD CK SPA	5830 Gladys Marín, Estación Central, Metropolitan Region.	Importation, marketing, leasing with or without an option to purchase, and the purchase and sale of electric vehicles for passenger transport, as well as connectors, chargers, installations, or other similar equipment necessary for the electric charging of such vehicles; and the development of any activity related to or complementary to the aforementioned.	50	$4,975	Thousands of dollars	$5,414,545	0.12%
ADM. DE ESTACIONES DE SERVICIOS SERCO LTDA. - ADES	2915 Isidora Goyenechea, Las Condes, Santiago, Metropolitan Region, Chile.	Sale of fuels, lubricants, spare parts, accessories, and different merchandise.	100	$9,473,756	Thousands of Chilean pesos	$12,415,786	0.27%
ADM. DE SERVICIOS DE RETAIL LTDA. - ASR	2915 Isidora Goyenechea, Las Condes, Santiago, Metropolitan Region, Chile.	Provision of management services for service stations, distribution and marketing of fuels, lubricants, motor vehicles, and their equipment, accessories, and spare parts	100	$6,000	Thousands of Chilean pesos	$161,544	0.00%
ADM. DE SERVICIOS GENERALES LTDA. - ADG	2915 Isidora Goyenechea, Las Condes, Santiago, Metropolitan Region, Chile.	To provide administrative services for service stations, as well as the distribution and sale of fuels, lubricants, vehicles, accessories, and spare parts, with its primary focus since its inception having been the development and operation of the "Copec Transporte Card" (T.C.T.) project	100	$47,565	Thousands of Chilean pesos	$88,085	0.00%
AMPERE - COPEC SPA	Isidora Goyenechea 2915, Las Condes, Santiago, Región Metropolitana, Chile.	Provision of consulting services, software, and training in the use of renewable energy, energy storage, and other aspects of energy use and management, as well as environmental and energy efficiency issues; the design, implementation, and execution of all types of projects related to the use of renewable or alternative energy, energy storage, or other forms of energy use and management, as well as environmental and energy efficiency issues; the import, export, purchase, sale, manufacture, distribution, and marketing in any form of all products related to renewable energy, energy storage, or other energy use and management, as well as technologies, equipment, products, and services related thereto; to carry out all types of leasing operations in connection with all kinds of movable and immovable property acquired for such purposes; and making investments in urban and rural real estate, securities, shares, and rights in companies.	51	$154,964	Thousands of Chilean pesos	$0	0.00%
ARCO ALIMENTOS LTDA.	Isidora Goyenechea 2915, Las Condes, Santiago, Región Metropolitana, Chile.	Manufacturing, importing, and marketing of food products and the provision of food services.	100	$5,516,015	Thousands of Chilean pesos	$0	0.00%
BPE TECHNOLOGIES S.A.	Isidora Goyenechea 2915, Las Condes, Santiago, Región Metropolitana, Chile.	The provision of payment processing services through any means, whether physical, digital, or otherwise, including those involving credit cards, debit cards, and prepaid cards, as well as all related activities necessary to carry out such activities, including the authorization and registration of transactions, the processing of payment institution affiliations, and the provision of point-of-sale terminals and electronic or computer applications that enable the authorization, capture, aggregation, and communication of payment transactions.	100	$300,000	Thousands of Chilean pesos	$239,978	0.01%
COMERCIALIZADORA Y ABASTECEDORA DIGITAL SPA	2915 Isidora Goyenechea, Las Condes, Santiago, Metropolitan Region, Chile.	Sale and transportation of goods, development and operation of retail establishments for all kinds of products.	100	$3,870,805	Thousands of Chilean pesos	$0	0.00%

* The other 15 are listed in the "Our Companies" section.

NAME	ADDRESS	CORPORATE PURPOSE AND ACTIVITIES	PERCENTAGE OF OWNERSHIP	SUBSCRIBED AND PAID-IN CAPITAL	UNIT	INVESTMENT VALUE (Ch$)	PERCENTAGE OF COPEC'S INDIVIDUAL ASSETS
COMPAÑÍA LATINOAMERICANA PETROLERA S.A. - CLAPSA	2915 Isidora Goyenechea, Las Condes, Santiago, Metropolitan Region, Chile.	Conducting oil, gas, and petroleum product exploration and production projects abroad, either on one's own account or on behalf of others.	60	$3,101,208	Thousands of Chilean pesos	$274,121	0.01%
COPEC CANAL INC.	2915 Isidora Goyenechea, Las Condes, Santiago, Metropolitan Region, Chile.	The purchase, sale, distribution, and refining of all types of fuel products and their derivatives, as well as the transportation of these products, whether on our own account or for third parties.	100	$100	Thousands of US dollars	$2,137,344	0.05%
COPEC OVERSEAS SPA	2915 Isidora Goyenechea, Las Condes, Santiago, Metropolitan Region, Chile.	Acquire, hold, and dispose of equity interests in companies based abroad, either directly or through its participation as a partner in other companies of which it is a member; make equity investments, on a temporary basis and through the execution of investment agreements, in private companies incorporated abroad; and issue capital contribution or loan securities, or combined forms of financing. To better conduct its business, the company, directly or through its participation in other companies of which it is a part, may establish, participate in, promote, or form all types of companies or joint ventures with other parties and, in general, carry out all business necessary or conducive to the fulfillment of the corporate purpose. The Company may also carry out other commercial activities, such as the purchase and sale of all types of fuels and lubricants as agreed upon by the shareholders, provided that such activities are conducted abroad or are based on the promotion of its activities overseas.	100	$194,701	Thousands of US dollars	$115,018,060	2.54%
ELEMENTAL S.A.	1700 Av Los Conquistadores, Floor 29, Providencia, Santiago	Design and implement urban and technical assistance projects related to the construction of buildings, public spaces, infrastructure, urban areas, land, and housing, in accordance with the design and quality standards established by the Society; and carry out work related to architectural innovation and social and urban development, among other areas; as well as evaluate, systematize, disseminate, and market the projects designed and implemented, and advocate for the incorporation of these criteria as the basis for housing policy and a benchmark in the social housing market.	40	$413,461	Thousands of Chilean pesos	$240,615	0.01%
FF TECHNOLOGIES SPA	2915 Isidora Goyenechea, Las Condes, Santiago, Metropolitan Region, Chile.	The provision of one or more of the following services: a) Crowdfunding platforms. b) Alternative trading systems. c) Credit and investment consultancy. d) Custody of financial instruments. e) Order routing and brokerage of financial instruments.	100	$1,000	Thousands of Chilean pesos	$0	0.00%
FLUX TERPEL SAS	Carrera 7 Nº 75 51, Bogota, Colombia.	The purchase, sale, acquisition in any capacity, import, export, refining, storage, packaging, supply, and distribution of hydrocarbons and their derivatives, as an importer, exporter, refiner, storage operator, and wholesale distributor through supply facilities, and as a retail distributor through automotive, aviation, river, and maritime service stations, whether owned, leased, or held under any other form of tenure. It may also act as a retail distributor in the capacity of an industrial marketer.	83.404	$27,600,000	Thousands of Colombian pesos	$6,652,213	0.15%
INVERSIONES DE ELECTROMOVILIDAD CK SPA	5830 Gladys Marín, Estación Central, Metropolitan Region.	Investment in all types of tangible and intangible assets, the collection of income therefrom, and their management.	50	$1,000	Thousands of Chilean pesos	$3,070,826	0.07%
SOCIEDAD DE INVERSIONES DE AVIACIÓN LTDA. (SIAV)	1611 Federico Walton, Barahona, Pudahuel, Metropolitan Region.	To obtain, maintain, and operate the concessions granted by the competent authorities at Comodoro Arturo Merino Benítez Airport for the supply of fuel, lubricants, and other aviation products required by the aircraft using them; to construct, maintain, operate, lease, and sublease the facilities, real property, and/or equipment necessary for the purposes set forth above.	33.33	$1,429,481	Thousands of Chilean pesos	$2,931,683	0.06%
SOLUCIONES DE MOVILIDAD SPA	2915 Isidora Goyenechea, Las Condes, Santiago, Metropolitan Region, Chile.	a) To undertake and develop all types of investments and/or business ventures, on its own behalf or on behalf of third parties, relating to all types of movable property; b) To create, acquire, operate, exploit, develop, and market all types of technological and digital platforms and applications, on its own behalf or on behalf of third parties; c) Administer, manage, develop, and operate all types of technological and digital platforms, as well as technological, digital, or physical applications, both in person and remotely; in general, the development of any technology.	100	$1,048,969	Thousands of Chilean pesos	$25,892	0.00%

NAME	ADDRESS	CORPORATE PURPOSE AND ACTIVITIES	PERCENTAGE OF OWNERSHIP	SUBSCRIBED AND PAID-IN CAPITAL	UNIT	INVESTMENT VALUE (Ch$)	PERCENTAGE OF COPEC'S INDIVIDUAL ASSETS
STEM – COPEC SPA	2915 Isidora Goyenechea, Las Condes, Santiago, Metropolitan Region, Chile.	(i) To market systems that provide smart solutions and technological tools for energy storage, including the acquisition, sale, distribution, and management of such storage systems, whether on its own behalf or on behalf of others; the performance of all types of activities related to such storage systems and the provision of services also related to such products and activities; (ii) the representation of third-party intellectual property; and (iii) the performance of all acts and contracts that, directly or indirectly related to the activities indicated above in items (i) and (ii), are carried out to fulfill the corporate purpose.	51	$2,094,145	Thousands of Chilean pesos	$1,277,698	0.03%
WIND VENTURES INC.	580 California Street, Suite 1750, San Francisco, CA 94104. EEUU	To engage in any lawful acts or activities for which corporations may be formed under the General Corporation Law of Delaware.	100	$1,658	Thousands of US dollars	$1,138,751	0.03%
COMPLEMENTO FILIALES SPA	2915 Isidora Goyenechea, Las Condes, Santiago, Metropolitan Region, Chile.	To make, directly or through its participation as a partner in other companies of which it is a member, investments in equity, on a temporary basis and through the execution of investment agreements, in private companies incorporated in the country, or capital contributions, loans, or combined forms of financing. For the best performance of its business, the company, directly or through its participation in other companies of which it is a part, may incorporate, participate in, promote, or form all types of companies or joint ventures with other persons and, in general, conduct all business necessary or conducive to the fulfillment of the corporate purpose. The Company may also carry out other commercial activities agreed upon by the shareholder-partners.	100	$4,245	Thousands of Chilean pesos	$49,748	0.00%
COPEC RENOVABLES SPA	2915 Isidora Goyenechea, Las Condes, Santiago, Metropolitan Region, Chile.	Generation, storage, transmission, sale, and marketing of energy in all its forms, particularly electricity, for both internal use and third-party consumption. In addition, the company will engage in investment and development of projects related to electricity, including all stages: development, financing, construction, and operation. It may also engage in activities related to the electricity business, such as the purchase and sale of energy, the operation of generation and storage infrastructure, and the marketing of energy-related goods. In addition, it will provide consulting services and manage energy projects, as well as engage in negotiations and the purchase of securities; the provision of financial technical assistance (except for activities reserved for banks); the acquisition and operation of movable and immovable property; and the provision of services related to electricity generation and storage. The company may act as a holding company, participating as a partner or shareholder in other energy companies, both in Chile and abroad, either directly or indirectly.	100	$100,580,974	Thousands of Chilean pesos	$97,703,732	2.15%

NCG 519 6.5.1.viii, 6.5.1.ix

During fiscal year 2025, there were routine business transactions between the parent company and its subsidiaries and affiliates in the ordinary course of business. Specifically, transactions involving goods for distribution or resale were conducted with Copec Canal Inc., Terpel Comercial del Perú SRL, and Terpel Comercial Ecuador Cía. Ltda. on a quarterly basis.

To date, no changes are anticipated in the nature of these relationships. Furthermore, there were no transactions or contracts between the parent company and its subsidiaries or affiliates that significantly influenced the Company's operations or results.

APPENDIX | PASSION FOR CUSTOMERS

At Copec, we use a structured methodology to measure customer satisfaction through the Net Promoter Score (NPS). This score is based on a post-transaction survey, sent out randomly via email, in which customers rate their overall experience on a scale of 1 to 7. The index is calculated as the difference between the percentage of positive ratings (scores of 6 and 7) and the percentage of negative ratings (scores of 1 to 4), excluding neutral responses.

Our survey includes both multiple-choice and open-ended questions that address different aspects of the experience, such as the friendliness of the staff, wait times, and overall perception of the service. It also allows customers to formally file complaints in the event of negative feedback.

Through this methodology, we obtain results that accurately and quantifiably reflect our customers' experience, driving continuous improvement in our service and processes.

Brand management metrics

At Copec, we regularly measure our brand perception to assess how consumers view our contribution to the environment, the country, and people's well-being. This process allows us to track changes in attributes related to sustainability and their impact on our corporate reputation.

Through independent reputation and experience surveys conducted by third parties, such as Procalidad, Marcas Ciudadanas, Merco, and the Better Brands rankings, we measure aspects directly related to sustainability, such as:

- Quality of customer service and trust (Procalidad and Marcas Ciudadanas Index).
- Sustainability and environmental contribution (Citizen Brands and Merco ESG Responsibility).
- Corporate reputation and innovation (Merco Corporate Reputation and Innova Awards).

Our goal is to maintain our position among the top-ranked companies in these rankings each year, ensuring continuous improvement in the perception of our environmental and social contributions.

In addition, we conduct our own quantitative brand perception studies targeting the general public and drivers; these studies are nationally representative and segmented by socioeconomic group, age, gender, and geographic region.

Through the Image and Positioning Study and the Automobile Brand Tracking, we measured Copec's association with specific sustainability attributes, such as:

- "It's a brand that contributes to the environment"
- "It's a brand that promotes sustainability"
- "It contributes to the community"
- "It accelerates the energy transition toward clean or renewable energy."

These attributes are part of a pool of more than ten variables evaluated using the same methodological weighting, which allows us to consistently analyze changes in brand perception over time, by segment, and in relation to general indicators of reputation and preference.

Commitment to Ethical Marketing and Responsible Advertising

At Copec, we conduct ourselves with integrity, responsibility, and transparency in all our communications, recognizing that our marketing and advertising must faithfully reflect our corporate values and our commitment to people, the environment, and sustainability.

We adhere to high standards in our communication practices, taking into account current regulations, industry best practices, and our role as active members of the National Association of Advertisers (ANDA), a trade association affiliated with the Council for Self-Regulation and Advertising Ethics (CONAR).

This commitment is based on the provisions of the Chilean Code of Journalistic Ethics, which promotes truthfulness, the protection of vulnerable audiences, and fair competition. These principles guide our actions and reflect the respect we have for the people and communities we serve, applying to all of Copec S.A.'s operations, brands, communication channels, and platforms—both physical and digital—as part of our business and corporate communication strategies.

In our communications and campaigns, we are committed to:

- Provide accurate, clear, and balanced information about our products and services.
- Reject exaggerated or misleading claims regarding the social or environmental impacts of our offerings.
- Show special consideration for vulnerable audiences, such as children, by ensuring that our marketing materials are respectful, inclusive, and age-appropriate.
- Refrain from posting messages that may mislead others regarding the work, products, or services of third parties.

- Align our communications with the provisions of the Chilean Code of Advertising Ethics and with our own policies on sustainability, diversity, human rights, and data protection.

Key customers and suppliers

NCG 519 6.2.iii, 6.2.iv

Number of customers who, individually, account for at least 10% of the revenue in each business segment	5*
Number of suppliers that individually account for at least 10% of total purchases made by each business segment during the period.	2

* Customers are from the Chemicals and LNG business segments.

Nuestras marcas

NCG 519 6.2.v

In 2025, minor changes were made to the brand portfolio, notably the inclusion of Sbarro within Arcoprime. These are our main brands used in the marketing of goods and services:

- Copec
- Punto
- Pronto Copec
- Pronto Express Copec
- Lavado
- Chiletur Copec
- Oil Change
- Self-service
- Cupón Electrónico
- TAE
- NEOTAC
- TCT
- TCT Premium
- Taxiamigo
- Neogas
- Geogas
- Copec Voltex
- Gverde
- Solvex
- Bluemax
- Vía Limpia
- Viva Leer Copec
- Renova
- En Ruta
- App Copec
- App Copec Empresa
- Llámanos
- Ciclistas
- Aire
- Camionero amigo
- Copec Flux
- Ampere Energy Copec
- Copec EMOAC
- Copec Switch
- Stem
- DHEMAX
- Turntide
- H2
- Kerosene
- Full Copec
- Tiendacopec.cl
- Copec Pay
- Copec Rally Mobil
- Copec Marine
- Copec Aviation
- Copec New Energies
- Source
- Blue Express Copec

Competence in the industrial sector

NCG 519 6.1.ii

BUSINESS SEGMENT	MAIN COMPETITORS
Mining Fuels	Enex, Aramco.
Mining Lubricants	Shell, Lubrax, Total, Valvoline, YPF, Federal, Castrol, Interadi, among others.
Industrial Fuels	Enex, Aramco, Gasco, and Lipigas (LNG)
Industrial Lubricants	Shell, Lubrax, Total, Valvoline, YPF, Federal, Castrol, Interadi, among others.
Industrial Services	-
Payment Methods Fuels	Enex, Aramco.
Lubricant Resale	Shell, Lubrax, Total, Valvoline, YPF, Federal, Castrol, Interadi, among others.

Goods and services provided and markets in which they are sold

NCG 519 6.2.i

GOOD OR SERVICE	DESCRIPTION	MARKET OR SEGMENT WHERE IT IS SOLD
Fuels	Sale of liquid fuels at service stations or industrial sites.	Retail market: individuals, corporate fleets, and transportation companies. Industrial market: mining, aviation, transportation, construction, fishing, power generation, forestry, etc.
Lubricants	Sale of lubricants at service stations, distributors, or industrial outlets.	Retail market: individuals, corporate fleets, and transportation companies. Industrial market: mining, transportation, construction, fishing, etc.
Services at stations	Sale of complementary services such as car washing, oil changes, license plate engraving, etc.	Retail market: individuals, corporate fleets, and transportation companies.
Industrial Services	Sales of industrial operations services, including remote warehouse management, leasing and maintenance of mobile equipment, laboratory services, microfiltration, and monitoring services (Neotac, TCT Premium), etc.	Industrial market: mining, transportation, construction, fishing, etc.
LNG	Sale of liquefied natural gas (LNG) at service stations or industrial sites.	Industrial market, primarily transportation.
Chemicals	Sale of chemical products at industrial sites (solvents, turpentine, etc.)	Industrial market, primarily mining.
Bluemax	Sale of Bluemax at service stations or industrial outlets.	Industrial market, primarily transportation.

Sales channels and distribution methods

NCG 519 6.2.ii

GOOD OR SERVICE	DESCRIPTION	MARKET OR SEGMENT WHERE IT IS SOLD
Industrial Fuels	Direct sale (bulk).	Land transportation to industrial sites, pipelines to certain airports, tankers for marine customers (bunkering), and barges for customers without land access.
Fuel Stations	Concession, consignment, and payment methods (TCT, TAE, Cupón Electrónico, and Copec Empresa App).	Sectors including land freight and passenger transport, commercial vehicles, agribusiness, forestry, and others.
Industrial Lubricants	Direct sale (bulk and bottled) and payment methods (TCT, TAE).	Land transportation to industrial sites.
Lubricants Station	Direct sales (bottled) and lubricant center (bulk and bottled).	Land transportation to service stations.
Lubricants Resale	Distributors (bottled).	Industry retailers, car dealers, repair shops, land freight and passenger transport sectors, company vehicles, agribusiness, forestry, among others
LNG	Direct Sales (bulk).	Land transport to industrial sites and service stations.
Chemicals	Direct Sales (bulk).	Ground transportation to industrial sites.
Bluemax	Concession, consignment, direct sales (bulk and bottled), distributors, and payment methods (TCT, CE App).	Ground transportation to the point of sale.

Privacy protection and processing of personal data

In accordance with our Privacy Policy and in compliance with Law No. 19,628 and its amendments introduced by Law No. 21,719, at Copec we collect and process personal data from our customers, employees, suppliers, and related third parties, such as identification and contact information, transaction-related records, and certain digital identifiers linked to the use of our platforms and services. This data may be collected through several interaction channels, including service stations, stores, websites, mobile apps, and loyalty programs.

The data collected is used for purposes related to the provision and improvement of our services, such as managing the Full Copec loyalty program, personalizing the experience on the Copec App, running campaigns and offering commercial benefits, sending operational notifications, preventing fraud, and conducting data analysis aimed at improving products and services. This data is processed based on the informed consent of the data subjects or in accordance with the legal grounds established by current regulations.

Data subjects may exercise their rights of access, rectification, erasure, objection, and portability (ARSO+P) through the channels provided by the Company, as well as request the deletion of their personal data or unsubscribe from certain digital services when applicable.

Personal information is retained for as long as necessary to fulfill the stated purposes and comply with applicable legal obligations. In some cases, retention periods depend on the service or platform used; for example, data associated with Copec Pay may be retained for five years in accordance with the regulations of the Financial Market Commission.

Personal data may be disclosed to third parties only when necessary for the provision of services or to comply with legal obligations. This may include technology providers, Copec Group companies, commercial partners associated with programs or benefits for customers and public authorities when required by law. In such cases, suppliers and third parties who access or process personal data must safeguard its confidentiality, process it in accordance with applicable regulations, and use it solely for authorized purposes.

Copec implements reasonable technical and organizational measures to safeguard the security of personal information and prevent unauthorized access, loss, disclosure, or misuse of data. Any breach in the handling of confidential information or personal data constitutes a violation of our internal policies and Code of Ethics and may result in internal investigations and disciplinary action in accordance with the Company's internal regulations.

Currently, Copec does not maintain records of customers whose personal data is used for secondary purposes other than those stated in its privacy policies.

Product quality management

Prevention of defective products

Throughout 2025, the Quality Management System (QMS) remained fully operational, with a focus on the systematic prevention and timely resolution of defective products prior to final distribution, thereby safeguarding brand integrity, health and safety, and customer satisfaction. Defect prevention is based on rigorous control of processes and technical specifications, including:

- Periodic review of product specifications
- Continuous assessment of risks associated with formulation, raw materials, suppliers, and regulatory requirements
- Product verification through test plans conducted in quality control laboratories accredited under ISO/IEC 17025.

In the event of any deviation from specifications in a batch, the formal nonconformity management procedure is initiated, which includes product hold, root cause analysis, and the implementation of corrective and preventive actions prior to final release. Additionally, the Company maintains formal product recall management procedures that establish mechanisms for identifying, recalling, and tracking nonconforming products when necessary.

The system also includes continuous monitoring of quality indicators and periodic reviews by technical committees, which makes it possible to anticipate recurring problems and adjust controls in a timely manner. This approach is based on a risk-based quality management model (risk-based approach), which allows for the identification of potential deviations and the implementation of preventive controls prior to product release.

Food quality control at Arcoprime

In Arcoprime's retail operations (Pronto Copec and Sbarro stores), food quality control processes are standardized through the Good Manufacturing Practices Program, which includes Standard Operating Procedures (SOPs) and Sanitation Standard Operating Procedures (SSOPs). These procedures govern activities from the receipt of raw materials through preparation in stores to the delivery of food to the customer, and include:

- Records of raw material receptions
- Storage controls based on temperature and expiration dates
- Cooking controls for high-risk foods
- Standardized cleaning and sanitization procedures to prevent cross-contamination.

Operational controls are recorded to ensure the traceability of food preparation processes, including random checks during the different shifts. Additionally, in 2025, procedures for managing non-conforming products, product recalls, and complaint handling, including the use of the "Llámanos" channel of the Copec Contact Center as a mechanism for reporting incidents related to food quality or safety.

Audits of the quality management system

In 2025, the annual internal audit program for the QMS was carried out, coordinated by the Engineering and Product Quality department. The program was conducted by independent external auditors with technical expertise, who assessed compliance with the requirements of applicable standards, particularly ISO/IEC 17025 for quality control laboratories.

The audits reviewed critical processes such as: laboratory testing, equipment calibration, document control, nonconformity management, and follow-up on corrective actions. The findings were formally documented, recording nonconformities and opportunities for improvement, based on which action plans were established with designated responsible parties and defined deadlines. The follow-up on these actions is conducted in quality committees, strengthening the process of continuous improvement.

In the case of Arcoprime, audits are conducted by external firms specializing in food safety. The program consists of Good Manufacturing Practices audits, which are performed at least quarterly in each store. The results are compiled into dashboards and reported monthly to operations and management for the purpose of monitoring action plans.

As part of our audit and verification processes, we conduct a quarterly microbiological testing program that includes testing of food, kitchen surfaces, and food handlers, with the aim of monitoring for the presence of pathogenic bacteria and ensuring compliance with food safety standards.

Independent external verification

During the year, operations related to product quality control laboratories underwent independent external verification, which included an audit of the management system in accordance with ISO 9001 and an assessment of the technical competence of quality control laboratories in accordance with ISO/IEC 17025.

The technical assessment conducted in accordance with ISO/IEC 17025 confirmed the soundness of the system and allowed the accreditation to remain in force, while the ISO 9001 audit identified no nonconformities, noting only minor opportunities for improvement. These external verification processes confirmed the robustness of the quality management system and reinforced the process of continuous improvement, ensuring compliance with international standards for quality and technical competence.

Quality management training

Quality management training

The Company has made progress in the design and implementation of an Integrated Management System for quality control laboratories, with the goal of unifying procedures, records, and controls under a single structure.

In 2025, laboratory managers were briefed on the new system architecture, and a specific training plan for staff with direct operational responsibilities will be implemented once the system is fully operational.

At Arcoprime, there is a food safety training program designed for store staff and support staff. This program includes international certifications such as ServSafe, as well as regular training sessions starting from the employee onboarding process, aimed at reinforcing safe food handling practices. The metrics associated with these training sessions are reported monthly.

Management of External Complaints and Claims

The Company maintains formal channels for external stakeholders to report incidents or complaints related to product quality. These include the “Llámanos” channel, managed through the Copec Contact Center, which is accessible through different means such as QR codes, the website, or other contact channels.

Complaints received are recorded, classified, and forwarded to the appropriate departments for review. When a complaint relates to product quality or food safety issues, the case is forwarded to the Quality department, which conducts a technical investigation to identify the root cause and determine corrective or preventive actions.

In the case of Arcoprime, stores also report incidents through the “Non-Conforming Product” process, which allows them to manage issues such as flavor defects, the presence of foreign objects, or other deviations detected during operations.

Integration of technologies to improve quality

In 2025, the lubricant quality control laboratory in Quintero began implementing the STARLIMS system, which is currently in the pilot phase. This tool helps strengthen the digital management of analytical data, improve data traceability, and explore its integration with plant production systems, with the aim of improving the early detection of deviations and the monitoring of quality performance.

Quantitative product quality objectives

The Company sets quantitative targets to monitor product quality performance. Key indicators include: the percentage of samples within specifications relative to the total number of samples analyzed in tests requested by the Superintendency of Electricity and Fuels (SEC), and the First Time Blending Performance indicator, which measures the percentage of production batches that meet specifications from the first blending process.

In 2025, quantitative targets were also established through the Top Tier+ program, which is designed to ensure consistent product performance.

Supplier Management

The Company has a formal process for the periodic evaluation and re-evaluation of suppliers, with the purpose of ensuring that the products and services provided meet the quality standards established by the company. The evaluation considers technical and documentary criteria such as: compliance with specifications, historical performance, and reliability of supply.

This process enables the selection, approval, and retention of critical suppliers, ensuring operational continuity and the quality of the goods and services procured.

Quality incident management and corrective actions

The system enables the identification, recording, and investigation of product quality incidents, ensuring their technical and documentary analysis in accordance with QMS guidelines. The results of these investigations are documented in quality incident reports, which describe the nature of the incident, its scope, impact, and technical conclusions. The resulting corrective actions may include: adjustments to testing procedures, strengthening of technical controls, review of methods and specifications, staff training, and improvements to recording and traceability systems.

The results of investigations and the status of corrective actions are recorded in a quality incident database, which allows for tracking until each case is closed.

Information generated from incidents, audits, complaints, and indicators is reviewed periodically by technical governance bodies with the aim of strengthening the continuous improvement process of the quality management system.

Product recalls

At Copec S.A.:

	UNIT	2025	2024	2023	2022
Number of recalls issued	UN	1	No information	No information	No information
Number of products recalled	LT	1,206	No information	No information	No information

The discontinued items are lubricants.

At Arcoprime:

INDICATORS	UNIT	2025	2024	2023	2022
Number of recalls issued	UN	14	11	No information	No information
Number of products recalled (e.g., total number of units recalled)	UN	1,958.91 kg 6,668 und	2,959 und	No information	No information



Patents and industrial property rights

NCG 519 6.2.vi

NAME OR TYPE OF PATENT	REGISTRATION NO.	YEAR OF GRANT	REGISTRANT	BRIEF DESCRIPTION OF USE OR APPLICATION	FIELD OR PROCESS WHERE IT IS USED	VALIDITY / CURRENT STATUS
A sun-protective device that prevents damage caused by UV radiation.	960	2025	INAPI	A screen protector comprising a holder, a control panel, and a UV-protective film in contact with one side of the control panel. The support comprises a front bezel connected to two fastening elements that form a screen mounting space, a slot configured to accommodate the controller panel; at least one spacer between the slot and the screen mounting space; and a cooling channel between the fastening elements and between the controller panel and the screen mounting space.	Touchscreen Protection	Registered
Space-saving charging station for electric buses.	70,816	2025	INAPI	A charging station for electric buses comprising: at least one charging cable (51) extending from each of the chargers (50) and hanging down toward the corresponding platform (30); where electrical clamps (52) anchored on the second level hold each of said charging cables (51); and an indicator beacon (60) that receives signals regarding the status of said charger (50), said beacon having different colors that change according to the status of said charger (50), where said status can be available, charging, or charging complete; and said indicator beacon (60) being mounted on the lower portion of the support and aisle structure (40) to display the corresponding color and serve as a guide for the parking of each bus.	Electromobility	Registered



APPENDICES | DEVELOPMENT OF OUR PEOPLE

Return on investment in human capital (in CLP)

	2025	2024	2023	2022
Total Revenue	$21,374,389,030	$19,827,849,221	$20,395,532,714	$20,340,549,836
Total operating expenses	$2,320,311,339	$2,078,603,693	$1,804,989,887	$1,837,094,061
Total employee expenses (salaries + benefits)	$593,697,487	$538,594,691	$478,181,712	$408,062,058

Workforce by gender and job category*

NCG 519 5.1.1

JOB CATEGORY	2025				
	# MEN	% MEN	# WOMEN	% WOMEN	TOTAL
Senior management	12	92.31%	1	7.69%	13
Chief officers and directors	70	83.33%	15	16.67%	85
Heads of department	186	66.43%	94	33.57%	280
Other professionals	528	63.85%	299	36.15%	827
Operator	123	96.85%	4	3.15%	127
Sales force	70	73.68%	25	26.32%	95
Administrative	108	49.09%	112	50.91%	220
Total	**1,097**	**66.61%**	**550**	**33.39%**	**1,647**

JOB CATEGORY	2024				
	# MEN	% MEN	# WOMEN	% WOMEN	TOTAL
Senior management	11	84.62%	2	15.38%	13
Chief officers and directors	50	79.37%	13	20.63%	63
Heads of department	176	66.17%	90	33.83%	266
Other professionals	504	63.96%	284	36.04%	788
Operator	123	96.85%	4	3.15%	127
Sales force	55	76.39%	17	23.61%	72
Administrative	112	49.78%	113	50.22%	225
Total	**1,031**	**66.34%**	**523**	**33.66%**	**1,554**

* Note: Copec does not have employees in the "Other Technicians" and "Assistant" categories as defined by Chilean National Classification of Occupations (NCG) 519

Workforce by nationality, gender, and job category

NCG 519 5.1.2

2025

NATIONALITY	SENIOR MANAGEMENT		CHIEF OFFICERS AND DIRECTORS		HEAD OF DEPARTMENTS		OTHER PROFESSIONALS		OPERATOR		SALES FORCE		ADMINISTRATIVE		TOTAL 2025	% 2025
	MEN	WOMEN	MEN	WOMEN	MEN	WOMEN	MEN	WOMEN	MEN	WOMEN	MEN	WOMEN	MEN	WOMEN		
Chilean	12	1	69	14	179	88	491	273	117	4	70	24	105	102	1,549	94.0%
Colombian	0	0	1	1	1	0	2	4	1	0	0	0	1	3	14	0.9%
Brazilian	0	0	0	0	0	0	1	0	0	0	0	0	0	0	1	0.1%
Argentine	0	0	0	0	0	0	0	7	0	0	0	0	0	0	7	0.4%
Peruvian	0	0	0	0	0	1	2	2	1	0	0	0	0	1	7	0.4%
Venezuelan	0	0	0	0	5	4	30	8	2	0	0	0	2	5	56	3.4%
Other nationalities	0	0	0	0	1	1	2	5	2	0	0	1	0	1	13	0.8%
TOTAL	**12**	**1**	**70**	**15**	**186**	**94**	**528**	**299**	**123**	**4**	**70**	**25**	**108**	**112**	**1,647**	**100%**

2024

	SENIOR MANAGEMENT		CHIEF OFFICERS AND DIRECTORS		HEAD OF DEPARTMENTS		OTHER PROFESSIONALS		OPERATOR		SALES FORCE		ADMINISTRATIVE		TOTAL 2025	% 2025
	MEN	WOMEN	MEN	WOMEN	MEN	WOMEN	MEN	WOMEN	MEN	WOMEN	MEN	WOMEN	MEN	WOMEN		
Chilean	11	2	49	12	171	85	471	260	118	4	55	17	107	103	1,465	94.3%
Colombian	0	0	1	1	0	0	0	3	1	0	0	0	1	2	9	0.6%
Peruvian	0	0	0	0	0	1	2	2	0	0	0	0	0	1	6	0.4%
Venezuelan	0	0	0	0	4	4	28	10	2	0	0	0	4	6	58	3.7%
Other nationalities	0	0	0	0	1		3	9	2	0	0	0	0	1	16	1.0%
TOTAL	**11**	**2**	**50**	**13**	**176**	**90**	**504**	**284**	**123**	**4**	**55**	**17**	**112**	**113**	**1,554**	**100.0%**

Workforce by age group, gender, and job category

NCG 519 5.1.3

2025

	SENIOR MANAGEMENT		CHIEF OFFICERS AND DIRECTORS		HEAD OF DEPARTMENTS		OTHER PROFESSIONALS		OPERATOR		SALES FORCE		ADMINISTRATIVE		TOTAL
	MEN	WOMEN	MEN	WOMEN	MEN	WOMEN	MEN	WOMEN	MEN	WOMEN	MEN	WOMEN	MEN	WOMEN	
Less than 30	0	0	0	0	6	4	103	94	22	0	14	5	5	8	261
Between 30 and 40 years	0	0	29	7	90	52	230	144	40	3	30	11	29	28	693
Between 41 and 50 years	6	0	22	5	53	21	127	47	23	0	10	2	38	42	396
Between 51 to 60 years	3	1	16	3	30	17	48	13	23	1	15	7	26	34	237
Between 61 and 70 years	3	0	3	0	7	0	20	1	15	0	1	0	10	0	60
Older than 70 years	0	0	0	0	0	0	0	0	0	0	0	0	0	0	0
Total	**12**	**1**	**70**	**15**	**186**	**94**	**528**	**299**	**123**	**4**	**70**	**25**	**108**	**112**	**1,647**

2024

	SENIOR MANAGEMENT		CHIEF OFFICERS AND DIRECTORS		HEAD OF DEPARTMENTS		OTHER PROFESSIONALS		OPERATOR		SALES FORCE		ADMINISTRATIVE		TOTAL
	MEN	WOMEN	MEN	WOMEN	MEN	WOMEN	MEN	WOMEN	MEN	WOMEN	MEN	WOMEN	MEN	WOMEN	
Less than 30	0	0	0	0	9	12	114	108	22	2	18	11	7	7	310
Between 30 and 40 years	0	0	17	7	85	44	201	116	37	1	25	3	37	31	604
Between 41 and 50 years	5	1	16	3	41	19	124	48	26	0	8	2	39	45	377
Between 51 to 60 years	3	1	14	3	32	15	49	12	25	1	4	1	23	30	213
Between 61 and 70 years	3	0	3	0	9	0	16	0	13	0	0	0	6	0	50
Older than 70 years	0	0	0	0	0	0	0	0	0	0	0	0	0	0	0
Total	**11**	**2**	**50**	**13**	**176**	**90**	**504**	**284**	**123**	**4**	**55**	**17**	**112**	**113**	**1,554**

Workforce by seniority, gender, and job category

NCG 519 5.1.4

2025

WORKFORCE BY SENIORITY, JOB CATEGORY, AND GENDER	SENIOR MANAGEMENT		CHIEF OFFICERS AND DIRECTORS		HEAD OF DEPARTMENTS		OTHER PROFESSIONALS		OPERATOR		SALES FORCE		ADMINISTRATIVE		TOTAL
	MEN	WOMEN	MEN	WOMEN	MEN	WOMEN	MEN	WOMEN	MEN	WOMEN	MEN	WOMEN	MEN	WOMEN	
Less than 3 years	0	0	7	2	20	14	174	107	35	2	38	15	9	23	446
Between 3 and 6	3	1	9	6	72	36	177	135	29	1	17	3	28	26	543
More than 6 and less than 9	1	0	5	1	26	18	50	18	18	0	4	1	6	8	156
Between 9 and 12	0	0	9	1	14	8	27	17	9	0	2	0	10	19	116
More than 12 years	8	0	40	5	54	18	100	22	32	1	9	6	55	36	386
Total	**12**	**1**	**70**	**15**	**186**	**94**	**528**	**299**	**123**	**4**	**70**	**25**	**108**	**112**	**1,647**

2024

WORKFORCE BY SENIORITY, JOB CATEGORY, AND GENDER	SENIOR MANAGEMENT		CHIEF OFFICERS AND DIRECTORS		HEAD OF DEPARTMENTS		OTHER PROFESSIONALS		OPERATOR		SALES FORCE		ADMINISTRATIVE		TOTAL
	MEN	WOMEN	MEN	WOMEN	MEN	WOMEN	MEN	WOMEN	MEN	WOMEN	MEN	WOMEN	MEN	WOMEN	
Less than 3 years	1	1	4	4	28	15	219	164	38	3	21	9	29	34	570
Between 3 and 6	2		10	4	45	35	105	63	27		14	3	15	11	334
More than 6 and less than 9	1		6		17	16	38	22	19		8		6	23	156
Between 9 and 12	1		7	1	21	6	31	14	7		4	2	14	6	114
More than 12 years	6	1	23	4	65	18	111	21	32	1	8	3	48	39	380
Total	**11**	**2**	**50**	**13**	**176**	**90**	**504**	**284**	**123**	**4**	**55**	**17**	**112**	**113**	**1,554**

Number of people with disabilities by gender for each type of position

NCG 519 5.1.5

JOB CATEGORY	2025 # PEOPLE WITH DISABILITY		2024 # PEOPLE WITH DISABILITY	
	MEN	WOMEN	MEN	WOMEN
Senior management	0	0	0	0
Chief officers and directors	0	0	0	0
Heads of department	1	0	1	0
Other professionals	6	4	4	1
Operator	3	1	0	1
Sales Force	0	0	0	0
Administrative	1	1	5	2
Total	**11**	**6**	**10**	**4**

* Note: Copec does not have employees in the "Other technicians" and "Assistant" categories as defined by Chilean NCG 519.

Employment Status

NCG 519 5.2

CONTRACT TYPE	2025			2024		
	MEN	WOMEN	TOTAL	MEN	WOMEN	TOTAL
Staff with indefinite-term contracts	1,063	527	1,590	1,018	508	1,526
Staff with fixed-term contracts	34	23	57	13	15	28
Total	**1,097**	**550**	**1,647**	**1,031**	**523**	**1,554**

* Note: Copec does not have employees in the "Other Technicians" and "Assistant" categories as defined by Chilean NCG 519.

Workforce with permanent contracts by job category

NCG 519 - 5.2

JOB CATEGORY	2025			2024		
	MEN	WOMEN	TOTAL	MEN	WOMEN	TOTAL
Senior management	12	1	13	11	2	13
Chief officers and directors	70	15	85	50	13	63
Heads of department	185	92	277	176	87	263
Other professionals	503	281	784	494	274	768
Operator	117	4	121	121	4	125
Sales Force	70	25	95	55	17	72
Administrative	106	109	215	111	111	222
Total	**1,063**	**527**	**1,590**	**1,018**	**508**	**1,526**

* Note: Copec does not have employees in the "Other technicians" and "Assistant" categories as defined by Chilean NCG 519.

Workforce with fixed-term contracts by job category

NCG 519 - 5.2

JOB CATEGORY	2025			2024		
	MEN	WOMEN	TOTAL	MEN	WOMEN	TOTAL
Senior management	0	0	0	0	0	0
Chief officers and directors	0	0	0	0	0	0
Heads of department	1	2	3	0	3	3
Other professionals	25	18	43	10	10	20
Operator	6	0	6	2	0	2
Sales Force	0	0	0	0	0	0
Administrative	2	3	5	1	2	3
Total	**34**	**23**	**57**	**13**	**15**	**28**

*Note: Copec does not have employees in the "Other Technicians" and "Assistant" categories as defined by Chilean NCG 519.

Workplace climate measurements and overall satisfaction index within the company:

C6-2

WORKPLACE CLIMATE INDICATORS	2025	2024
Number of employees who responded to the survey	1,558	1,405
Percentage of workers who responded to the survey out of the total number of workers	97.6%	97.2%
Copec overall satisfaction/% of engagement/favorability	81%	82%
% Trust index	89%	90%
% Commitment index	82%	83.3%
% Happiness index	86%	88.8%
% of purpose (internal motivation)	85%	Not evaluated

Notes:
The total sample size was 1,405 people in 2024 and 1,596 people in 2025.
In 2024, purpose was not a criterion considered in workplace climate surveys.

Number of complaints filed regarding sexual harassment, workplace harassment, and workplace violence

NCG 519 5.5

INDICATORS OF SEXUAL HARASSMENT, WORKPLACE HARASSMENT, AND VIOLENCE IN THE WORKPLACE	2025			2024		
	MEN	WOMEN	TOTAL	MEN	WOMEN	TOTAL
Number of sexual harassment complaints filed with Copec	0	3	3	0	2	2
Number of sexual harassment complaints filed with the Labor Authority or an equivalent agency	0	0	0	0	0	0
Number of workplace harassment complaints filed with Copec	1	2	3	0	4	4
Number of workplace harassment complaints filed with the Labor Authority or equivalent agency	0	0	0	0	0	0
Number of workplace violence complaints filed with Copec	1	0	1	0	0	0
Number of workplace violence complaints filed with the Labor Authority or an equivalent agency	0	0	0	0	0	0

Workplace Adaptability

NCG 519 - 5.3

WORKING HOURS	2025			2024		
	MEN	WOMEN	TOTAL	MEN	WOMEN	TOTAL
Staff with standard workday	1,097	549	1,646	1,030	521	1,551
Part-time staff	0	1	1	0	1	1
Full remote work policy	1	0	1	1	0	1
Staff with partial telework	621	461	1,082	626	452	1,078
Staff with labor flexibility agreements	0	0	0	1	1	2

Note: The categories of working hours are presented in accordance with the definitions established in NCG 519:
Full-time refers to workers with a standard full-time contract in accordance with current labor laws.
Part-time work refers to employees whose workweek is shorter than the standard legal workweek.
Partial telework (hybrid) refers to employees who combine in-person work with remote work under a formal telework arrangement.
Full telework includes workers who perform all of their duties remotely.
"Workplace flexibility" refers to employees who utilize work-schedule adjustments or flexible working hours in accordance with current regulations.
"No flexibility" refers to workers who do not use flexibility arrangements or telework.

Number of cases that took 5 days of paternity leave vs. 6 weeks (or less) of parental leave

NCG 519 - 5.7

PERSONS WHO TOOK POSTNATAL LEAVE BY JOB CATEGORY	MEN		WOMEN		TOTAL
	5-DAY PATERNAL POSTNATAL LEAVE	PARENTAL LEAVE OF 6 WEEKS OR LESS	12-WEEK POSTNATAL MATERNAL LEAVE	PARENTAL LEAVE OF 12 WEEKS OR LESS	
Senior management	1	0	0	0	1
Chief officers and directors	5	0	2	2	9
Heads of department	2	0	10	10	22
Other professionals	12	0	18	18	48
Operator	1	0	0	0	1
Sales Force	2	0	1	1	4
Administrative	2	0	5	5	12
Total	**25**	**0**	**36**	**36**	**97**

* Note: Copec does not have employees in the "Other technicians" and "Assistant" categories as defined by Chilean NCG 519.

Average number of days taken for postnatal leave by job category and gender

NCG 519 - 5.7

JOB CATEGORY	2025		
	MEN		WOMEN
	5-DAY POSTNATAL PATERNAL LEAVE	POSTNATAL PARENTAL LEAVE OF 6 WEEKS OR LESS	POSTNATAL AND POSTNATAL PARENTAL
Senior management	15	0	0
Chief officers and directors	11	0	168
Heads of department	14	0	126
Other professionals	10	0	142
Operator	13	0	0
Sales Force	9	0	168
Administrative	10	0	148

* Note: Copec does not have employees in the "Other Technicians" and "Assistant" categories defined by Chilean NCG 519.
*Note: Copec provides 5 additional days of paternity leave.
*Note: The average number of days used is calculated in calendar days.

Amount allocated to education and professional development

NCG 519 5.8.i

AMOUNT ALLOCATED TO TRAINING AND DEVELOPMENT	2025	2024
Average amount spent per full-time employee on training and professional development	$453,707	$618,665
Total amount allocated to training and professional development	$747,256,065	$961,405,234
Percentage of the entity's total annual revenue from ordinary activities (or equivalent) allocated to education and professional development for the entity's employees	0.0037%	0.0052%

Number of employees who have received training and development by job category and gender

NCG 519 5,8,ii

JOB CATEGORY	2025				2024			
	MEN	WOMEN	TOTAL	TOTAL %	MEN	WOMEN	TOTAL	TOTAL %
Senior management	12	1	13	0.79%	11	2	13	0.84%
Chief officers and directors	70	15	85	5.16%	50	13	63	4.05%
Heads of department	186	94	280	17.00%	175	88	263	16.92%
Other professionals	515	293	808	49.06%	499	275	774	49.81%
Operator	120	4	124	7.53%	121	4	125	8.04%
Sales Force	69	24	93	5.65%	55	16	71	4.57%
Administrative	108	112	220	13.36%	112	111	223	14.35%
Total	**1,080**	**543**	**1,623**	**98.54%**	**1,023**	**509**	**1,532**	**98.58%**

* Note: Copec does not have employees in the "Other technicians" and "Assistant" categories as defined by Chilean NCG 519

NACIONALITY	2025		2024	
	SHARE OF THE TOTAL WORKFORCE (AS A % OF THE TOTAL WORKFORCE)	SHARE OF ALL MANAGEMENT POSITIONS (AS % OF THE TOTAL MANAGEMENT WORKFORCE)	SHARE OF THE TOTAL LABOR FORCE (AS A % OF THE TOTAL LABOR FORCE)	SHARE OF ALL MANAGEMENT POSITIONS (AS % OF THE TOTAL MANAGEMENT WORKFORCE)
Chilean	94.05%	96.03%	94.27%	96.49%
Venezuelan	3.40%	2.38%	3.74%	2.34%
Colombian	0.85%	0.79%	0.58%	0.58%
Peruvian	0.43%	0.26%	0.39%	0.29%
Other nationalities	0.79%	0.53%	1.03%	0.29%

Average hours spent on training and development by job category and gender

NCG 519 - 5,8,iii

JOB CATEGORY	2025			2024		
	MEN	WOMEN	TOTAL	MEN	WOMEN	TOTAL
Senior management	11.3	23.5	12.2	12	12	12
Chief officers and directors	13.2	23.9	15.1	17	17.2	17
Heads of department	18.8	20	19.24	23.9	18.6	22.1
Other professionals	15.3	16.6	15.82	19.8	19.4	19.6
Operator	20.9	33.6	21.3	16.7	29	17.1
Sales Force	17.8	16.6	17.45	24	17.9	22.56
Administrative	28.8	40.7	34.9	6	6.9	6.4
Total	**17.85**	**22.47**	**19.39**	**18.63**	**16.47**	**17.90**

* Note: Copec does not have employees in the "Other Technicians" and "Assistant" categories as defined by Chilean NCG 519

Number of employees who have received training and development, by gender

NCG 519 5.8.ii

AMOUNT OF TRAINING BY FTE	2025		2024	
	# OF WORKERS	% OF TOTAL WORKERS	# OF WORKERS	% OF TOTAL WORKERS
Men	1,080	65.57%	1,023	65.83%
Women	543	32.97%	509	32.75%
Total	**1,623**	**98.54%**	**1,532**	**98.58%**

Average hours spent on training and development by age group

RANGO DE EDAD	2025	
	# EMPLOYEES	AVERAGE HOURS
Less than 30	338	20
Between 30 and 50 years	988	20
Older than 50	297	17

Average hours spent on training and development by nationality

NATIONALITY	2025	
	# EMPLOYEES	AVERAGE HOURS
Chilean	1,525	20
Venezuelan	56	20
Colombian	14	17
Other nationalities	28	20

Average hours per employee spent on training and development, by gender

NCG 519 5.8.iii

AVERAGE HOURS IN TRAINING BY FTE	2025	2024
Men	18.51	17.1
Women	24.1	17.6
Total	**21.4**	**17.3**

Amount allocated to training and development

NCG 519 5.8.i

AMOUNT ALLOCATED TO TRAINING	2025	2024
Average amount spent per full-time employee on training and professional development	$453,701	$627,549
Total amount allocated to training and professional development	$747,256,065	$961,405,234
% of annual revenue allocated to training and professional development	0.0037%	0.0052%

Hiring

HIRING	2025	2024
Total number of new hires	264	237
Percentage of vacant positions filled by internal candidates (internal hires)	47.5%	48.4%
Amount allocated to recruitment through headhunters, job sites, and other channels	$ 172,403,412	$121,323,296
Average hiring cost / FTE	$ 653,043	$511,913

HIRING BY GENDER	2025		2024	
	NUMBER	RATE	NUMBER	RATE
Men	164	62%	151	64%
Women	100	38%	86	36%
Total	**264**	**100%**	**237**	**100%**

Amounts are reported in Chilean pesos (CLP)

HIRING BY AGE	2025	2024
Less than 30 years	102	116
30 to 50 years	135	108
Over 50	27	13
Total	**264**	**237**

HIRING BY NATIONALITY	2025	2024
Chilean	247	220
Venezuelan	6	10
Colombian	5	3
Argentine	4	1
Peruvian	1	1
Other nationalities	1	2
Total	**264**	**237**

HIRING BY MANAGEMENT LEVEL	2025	2024
Senior Management (one or two levels below the CEO)	1	1
Remaining Management Levels (including junior and intermediate management)	4	2

Internal mobility

INTERNAL MOBILITY INDICATORS	2025		2024	
	POSITIONS FILLED BY INTERNAL STAFF (PROMOTION OR HORIZONTAL TRANSFER)	% INTERNAL MOBILITY	POSITIONS FILLED BY INTERNAL STAFF (PROMOTION OR LATERAL TRANSFER)	% INTERNAL MOBILITY
Men	177	74.10%	145	65.30%
Women	62	25.90%	77	34.70%
Total	**239**	**-**	**222**	**-**

Terminations

TERMINATIONS BY GENDER	2025			2024		
	MEN	WOMEN	TOTAL	MEN	WOMEN	TOTAL
Voluntary terminations	22	28	50	22	16	38
Involuntary terminations	74	45	119	53	28	81
Total number of terminations	96	73	169	75	44	119

TERMINATIONS BY AGE	2025	2024
Less than 30 years	35	16
30 to 50 years	101	79
Over 50 years old	33	24
Total	**169**	**119**

TERMINATION BY NATIONALITY	2025	2024
Chilean	161	115
Venezuelan	8	2
Colombian	0	2
Total	**169**	**119**

DISENGAGEMENT BY MANAGEMENT LEVEL	2025	2024
Senior Management (one or two levels below the CEO)	1	1
Remaining Management Levels (including junior and mid-level managers)	4	3

* In the event of mass layoffs, we comply with the procedures and deadlines established by Chilean labor law, safeguarding workers' rights at all times.

Employee turnover rate

EMPLOYEE TURNOVER RATE BY GENDER	2025		2024	
	TOTAL TURNOVER	VOLUNTARY TURNOVER	TOTAL TURNOVER	VOLUNTARY TURNOVER
Men	11.9%	9%	10.3%	7.9%
Women	15.9%	12%	12.8%	9.3%
Total	**13.3%**	**9.6%**	**11.7%**	**9%**
Coverage of the data (as a % of total full-time employees)	100%	100%		

EMPLOYEE TURNOVER RATE BY AGE	2025	2024
Less than 30 years	35	16
30 to 50 years	101	79
Over 50	33	24
Total	**169**	**119**

Percentage of employees represented by an independent union or covered by collective bargaining agreements

UNIONIZED WORKERS	2025	2024
Men	398	402
Women	177	180
Total unionized workers	**515**	**582**
% of unionized workers relative to total employees	**31.27%**	**37.45%**

Occupational health and safety

NCG 519 5.6

OCCUPATIONAL HEALTH AND SAFETY INDICATORS	2025				2024		
	# EMPLOYEES	# CONTRACTORS	TOTAL	GOAL	# EMPLOYEES	# CONTRACTORS	TOTAL
Accident rate per 100 workers.	0.30	0.70	0.61	0.00	0.58	0.375	0.42
Fatality rate per 100,000 workers.	0.0	0.0	0.0	0.00	0	0	0
Rate of occupational diseases per 100 workers.	2.14	0.00	0.01	0.00	0.13	0.14	0.14
Average number of days lost per accident during the year.	46.80	39.32	40.13	0.00	12.33	24.10	20.57

OCCUPATIONAL HEALTH AND SAFETY INDICATORS	2025		2024	
	# EMPLOYEES	# CONTRACTORS	# EMPLOYEES	# CONTRACTORS
Number of employees included in the Health and Safety indicators	1,660	5,857	1,548	5,600
Number of hours worked	3,847,338	13,389,102	3,339,720	13,104,000
Number of days lost due to workplace accidents	234	1,612	111	506
Total/reportable incidents (with and without lost time)	16	41	22	21
Number of lost-time workplace incidents	5	41	9	21
Number of workplace incidents with serious consequences	0	0	0	0
Number of reportable cases of occupational ailments and illnesses	1	0	2	8

	2025	2024	2023	2022
Number of employees who died in workplace accidents	0	0	0	0
Number of contractors who died in workplace accidents	0	0	0	0

INDICATOR	FY 2025	FY 2024	FY 2023	FY 2022
LTIFR for Employees	1.30	2.69	0.66	2.13
Coverage (as % of employees)	100	100	100	100

INDICATOR	FY 2025	FY 2024	FY 2023	FY 2022
LTIFR for contractors	3.06	1.60	2.38	3.09
Coverage (as a percentage of contractors)	100	100	100	100

* Contractors TRIFR is equal to LTIFR, as no data is available for non-lost-time accidents involving contractor workers.

Process safety events

C14-1

INDICATOR	2025	2024
Number of process safety events for the most severe loss of primary containment (LOPC) (Level 1)	0	0
Number of process safety events for minor consequences loss of primary containment (LOPC) with minor consequences (Level 2)	1	0
Number of process safety events that do not meet the above levels (Level 3)	230	224

Suppliers

MANAGEMENT INDICATORS	QUANTITY	%
Total number of suppliers	4,197	100%
Total number of suppliers evaluated	112	2.66%
Number of suppliers evaluated through document review or on-site assessment	21	23.33%
Number of suppliers in capacity-building programs	30	0.71%
Number of suppliers with significant negative impacts	0	0
Number of suppliers supported with corrective action plans	0	0
Number of suppliers terminated due to performance	0	0

Note: Copec does not currently use a formal classification of "significant suppliers." Therefore, the indicators associated with significant suppliers are reported based on the same pool of suppliers included in the supplier evaluation program during the reporting period.
*The number of evaluations may exceed the number of unique providers evaluated, as a single provider may be evaluated more than once or for different services.

NCG 519 7.1.i, 7.1.ii, 7.1.iii, 7.1.iv, 7.1.v

	NATIONAL SUPPLIERS 2025				
NUMBER OF DAYS	# PAID INVOICES	TOTAL AMOUNT PAID	TOTAL LATE PAYMENT INTEREST	# SUPPLIERS	# REGISTERED AGREEMENTS (MINISTRY OF ECONOMY)
0-30 days	78,385	$ 5,771,383,313,655	0	3,911	0
31-60 days	3,369	$ 79,056,064,310	0	601	0
60 days	273	$ 1,642,199,056	0	125	0
Total	**82,027**	**$ 5,852,081,577,021**	**$ -**	**4,637**	**0**

	INTERNATIONAL SUPPLIERS 2025				
NUMBER OF DAYS	# PAID INVOICES	TOTAL AMOUNT PAID	TOTAL LATE PAYMENT INTEREST	# SUPPLIERS	# REGISTERED AGREEMENTS (MINISTRY OF ECONOMY)
0-30 days	554	$ 77,810,592,875	0	86	0
31-60 days	783	$ 3,700,591,352,200	0	57	0
60 days	958	$ 127,079,270,918	0	50	0
Total	**2,295**	**$ 3,905,481,215,993**	**$ -**	**193**	**0**

APPENDICES | CARE FOR THE PLANET

Energy

C13-2

ENERGY CONSUMPTION	UNIT	2025	2024	2023	2022
Total non-renewable energy consumption	MWh	434,285.0	486,140.20	501,866.48	528,657.5
Total renewable energy consumption	MWh	126,093.9	51,837.1	38,649.1	37,658.1

The reported figures correspond to Copec's operations in Chile during fiscal year 2025, excluding the Energías Renovables subsidiary.

Containers and Packaging

Commitment to packaging

At Copec, waste management takes a comprehensive approach to the entire waste lifecycle. We do not merely focus on the proper management of waste once it has been generated, nor on implementing measures aimed at preventing or reducing its generation; we also actively work to incorporate more sustainable packaging, prioritizing criteria for reduction, reuse, and recyclability from the design stage, increasing the use of recycled materials as packaging solutions.

Copec's materials management is focused on reducing environmental impacts at the source by promoting eco-design, reuse, and circularity. A central cornerstone of this approach has been the phased elimination of single-use plastics, in compliance with Law No. 21,368. Likewise, through investment in innovation and development, we aim to ensure that all packaging used is recyclable or industrially compostable, by changing materials and optimizing design, including reducing the weight of packaging to minimize the use of raw materials. This commitment is reflected in real figures: 100% of the packaging that Arcoprime brought to market in 2025 is recyclable and/or industrially compostable.

In addition, Pronto Copec promotes reuse programs aimed at changing consumption habits and extending the useful life of materials. These initiatives include replacing disposable items with reusable tableware and trays at food establishments and food trucks, as well as encouraging the use of personal reusable cups through refill incentives.

To ensure that recyclable packaging is effectively reintegrated into the value chain, Arcoprime has established partnerships with companies specializing in waste management, enabling the collection, sorting, and recovery of materials generated at points of sale. This effort is reinforced by the Zero Waste Stores model, which applies rigorous operational protocols to achieve high recovery rates, in line with international standards. In addition, Arcoprime complies in a timely manner and in accordance with current regulations with the obligations applicable to it under the REP Law, as well as with the declarations required through the RETC and the corresponding Sectoral Systems.

Waste and pollutants

INDICATORS	2025	2024	2023	2022
Total recycled/reused waste (tonnes)	3,141.33	2,009.08	1,043.7	442.9
Total waste disposed (tonnes)	8,598.18	10,414.32	7,573.4	7,529.2
Waste sent to landfills (tonnes)	8,548.62	10,398.21	7,495	7,526.4
Waste incineration with energy recovery (tonnes)	49.56	16.10	78.4	2.8

The figures reported correspond to Copec's operations in Chile during fiscal year 2025, excluding the Energías Renovables subsidiary.

INDICATORS	2025
Total weight of all food loss & waste (tonnes)	729
Total weight of food lost and volumes of waste used for alternative purposes (tonnes)	545.83
Total food loss and discarded waste (tonnes)	183.17

The reported figures correspond to the operations of Copec S.A. and Arcoprime during fiscal year 2025.

Water

INDICATOR	UNITS	2025	2024	2023	2022
A1. Water withdrawal (excluding saltwater)	Millions of cubic meters	2.1071	2.1542	2.3338	2.1888
A2. Water withdrawal (including saltwater)	Millions of cubic meters	2.1080	2.1702	2.3497	2.1898
B1. Water discharge (excluding saltwater)	Millions of cubic meters	0.0606	0.0305	0.0016	-
B2. Water discharge (including saltwater)	Millions of cubic meters	0.0606	0.0305	0.0016	-
C1. Total net freshwater consumption (A1–B1)	Millions of cubic meters	2.0465	2.124	2.332	2.1888
C2. Total net water consumption (A2–B2)	Millions of cubic meters	2.0474	2.140	2.348	2.1898

The reported figures correspond to the operations of Copec S.A., Arcoprime, Via Limpia, Dhemax SpA, Chiper, Streat Burger, and Chiletur.

Biodiversity disclosure and assessment

C13-3

At Copec, we have assessed the sites used in our operations with the aim of identifying those that have a significant impact on biodiversity. Based on this analysis, a total of 574.96 hectares was identified as operational area. Within this area, the El Bato Urban Wetland has a biodiversity management plan covering 2.28 hectares located in the Quintero industrial complex.

CLIMATE STRATEGY

Greenhouse Gas (GHG) Emissions

GHG Emissions by scope

	UNIT	2025	2024	2023	2022
Total Direct GHG Emissions - Scope 1	tCO_2e	141,323	148,165	140,548	138,035
Indirect GHG emissions - Scope 2: Location-based	tCO_2e	29,192	24,282	27,995	31,216
Indirect GHG emissions - Scope 2 Market-based method	tCO_2e	0	21,636	26,347	19,966
Indirect GHG emissions - Scope 3	tCO_2e	18,996	14,719	28,069	n/a

The reported figures correspond to Copec's operations in Chile during fiscal year 2025, excluding the Energías Renovables subsidiary.

Scope 3 GHG Emissions by category

BREAKDOWN OF SCOPE 3 EMISSIONS BY CATEGORY	UNIT	2025	METHODOLOGY
Cat. 3. Fuel and energy-related activities (not included in Scope 1 or 2)	tCO_2e	847.26	GHG Protocol and ISO 14064:2018; emissions from electricity distribution are included
Cat. 4. Transportation and upstream distribution	tCO_2e	6,740	GHG Protocol and ISO 14064:2018; emissions from outsourced transportation are included
Cat. 5. Waste generated from operations	tCO_2e	6,071	GHG Protocol and ISO 14064:2018; emissions from waste treatment are included
Cat. 6. Business travel	tCO_2e	5,338	GHG Protocol and ISO 14064:2018; emissions from business air travel are included



APPENDICES | GOVERNANCE

BOARD OF DIRECTORS

Responsibilities of the Board of Directors

In accordance with Chilean Law No. 21,595, which governs the criminal liability of legal entities, there is no limitation on the liability of members of the Board of Directors. On the contrary, this legislation reinforces their supervisory role, requiring them to effectively oversee the company's operations and ensure the proper implementation of compliance programs. Within this framework, directors perform their duties in accordance with applicable law and the fiduciary duties inherent to their position.

Shareholders' meeting and amendments to bylaws

In accordance with Article 57 of Law No. 18,046 on Corporations, any amendment to the bylaws must be discussed and approved at an Extraordinary Shareholders' Meeting. Should the Company decide to amend its bylaws, the corresponding shareholders' meeting must be convened, and the amendments must be formally approved in accordance with applicable regulations.

These meetings are validly convened, at the first call, with an absolute majority of the issued shares with voting rights. If this quorum is not met, a second call may be made, in which case the meeting will be validly convened with an absolute majority of the shares present or represented.

Resolutions are adopted by an absolute majority of the voting shares present or represented. However, certain amendments to the bylaws require a reinforced quorum equivalent to a two-thirds majority of the issued voting shares, including:

Conversion, division, or merger of the company

- Amendment of the company's duration
- Early dissolution
- Change of registered office
- Reduction of share capital
- Limitations on the powers of the Board of Directors or matters reserved for the shareholders' meeting
- Reduction in the number of directors
- Amendments to the distribution of profits

Composition of the Board of Directors

NCG 519 3.2.xiii

GENDER	NUMBER OF BOARD MEMBERS
Men	7
Women	0

Copec does not have alternate or independent directors

NCG 519 3.2.xii.b

NATIONALITY	NUMBER OF BOARD MEMBERS
Chilean	6
Argentine	1

NCG 519 3.2.xii.c

AGE RANGE	NUMBER OF BOARD MEMBERS
Less than 30 years	0
Between 31 and 40 years	0
Between 41 to 50 years	0
Between 51 to 60 years	2
Between 61 to 70 years	1
Over 70 years	4

NCG 519 3.2.xii.d

SENIORITY RANGE	NUMBER OF BOARD MEMBERS
Less than 3 years	0
Between 6 to 9 years	2
More than 9 and less than 12 years	0
More than 12 years	5

NCG 519 3.2.xii.e

During the reporting period, there were no directors with disabilities.

NCG 519 3.2.xii.f

During the reporting period, the Board of Directors consisted exclusively of male directors; therefore, it is not possible to calculate a gender pay gap.

Board Committees

NCG 519 3.3.iii

The directors who serve on the different Board committees do not receive additional remuneration for such service. Their remuneration consists solely of the fixed stipend approved for serving as a director.

Senior executives

NCG 519 3.4.ii

Remuneration for senior executives is reported on an aggregate basis, in accordance with the Company's internal policies and taking into account considerations of confidentiality and internal equity. The remuneration structure is consistent with general policies that apply across the entire organization.

NCG 519 3.4.iii

At Copec, remuneration for senior executives is governed by general policies that apply across the entire organization, based on criteria of accountability, performance, market conditions, and internal equity.

Fixed remuneration is determined based on ranges established by the Company, and variable remuneration is part of general incentive plans linked to corporate goals and performance objectives.

Copec does not have stock option-based remuneration plans or stock award programs for executives.

NCG 519 3.4.iv

At Copec, none of the senior executives holds a direct or indirect ownership interest in the Company.

During the reporting period, there were no changes in this situation.



Risk Management

DESCRIPTION OF RISK EXPOSURE

Reputational Risk

Probability: Moderate
Severity: High
Mitigation Actions:

- Monitoring media presence and risk indicators
- A crisis management model that includes scenarios, procedures, drills, and a Crisis Committee.

Risk of business interruption

Probability: Moderate
Severity: High
Mitigation actions:

- Risk matrices covering the Company's main operational processes.
- A risk management model that includes methodology, training, and an Audit and Risk Committee.
- Crisis management model that includes scenario planning, defined procedures, drills, and a Crisis Committee.

NCG 519 3.6.xi

At Copec, we do not have a specific procedure in place for the Board of Directors to conduct a separate review of the remuneration structures for the CEO or other senior executives. Remuneration is governed by general policies that apply across the entire organization, based on criteria of internal equity and organizational consistency. We do not engage external consultants specifically for this purpose.

NCG 519 3.6.xii

At Copec, we do not submit the salary structures or remuneration and severance policies for the CEO or other senior executives to shareholder approval, beyond the ordinary corporate mechanisms.

Furthermore, we do not plan to disclose detailed information about these structures publicly, in line with our long-standing policy of applying general, cross-functional remuneration criteria that ensure internal equity.

Relations with stakeholders and the general public

NCG 519 3.7.i, 3.7.iii

At Copec, we have a department dedicated to stakeholder and media relations, which is responsible for handling inquiries and providing clarification on matters related to the Company's major risks, financial and economic situation, legal status, and other publicly known aspects of the Company.

The available contact methods include email, phone, and digital messaging platforms.

NCG 519 3.7.ii

At Copec, we have a media relations strategy that allows us to evaluate each communication milestone on its own merits and within the context of our corporate strategy, ensuring that the information provided to the market is clear, timely, and consistent.

These processes are reviewed on an ongoing basis and in accordance with the Company's communication needs. To this end, we rely on the support of specialized external consultants.

NCG 519 3.7.iv

At Copec, we do not have permanent remote mechanisms in place to allow shareholders to participate and vote in real time at meetings.

However, should circumstances or shareholders so require, the Company may implement remote mechanisms in accordance with applicable regulations and the needs of the respective meeting.

Definition of time horizon

NCG 519 4.1

At Copec, we define our planning horizons based on the nature of our assets and infrastructure:

- Short term: up to 5 years.
- Medium term: up to 10 years.
- Long term: between 15 and 20 years.

These time horizons are determined based on investment cycles, the useful lives of relevant assets, and the Company's strategic planning.

Investment Plans

NCG 519 4.3

Strategic information that could place the Company at a disadvantage relative to its competitors.

Regulatory framework affecting the industrial sector

NCG 519 6.1.iii, 6.2.viii

INDUSTRIAL SECTOR	APPLICABLE LAW/ REGULATION	GENERAL DESCRIPTION OF THE REGULATION	HOW IT AFFECTS COPEC'S ACTIVITIES	REGULATORY AUTHORITY
Fuel storage facilities, service stations, and oil pipelines.	Supreme Decree No. 160/2008	Fundamental regulation governing the safety of liquid fuel facilities and operations in Chile,	These regulations govern safety standards for the Company's liquid fuel facilities and operations in Chile, including fuel storage facilities and distribution via pipelines.	Superintendency of Electricity and Fuels ("SEC")
Fuel storage facilities, service stations, and pipelines.	Law No. 19,300 and Law No. 20,417	Law No. 19,300 establishes the principles for the environmental assessment and management of projects. It governs project assessment and the implementation of environmental management. Law No. 20,417 establishes the agency responsible for oversight and enforcement in environmental matters.	It governs project evaluation and environmental management. Copec must ensure that its facilities comply with the standards set forth in the law. Copec is subject to inspections and enforcement proceedings by SMA, which may result in the need to submit Compliance Programs in the event of violations (for example, regarding noise regulations or decontamination plans) or to file appeals and conduct administrative defense before SMA.	Superintendency of the Environment ("SMA")
Fuel storage facilities, service stations, oil pipelines, and corporate offices.	Labor Code and complimentary laws	Primary framework governing the employment rights and obligations of employees and the Company	It guarantees fair employment conditions, freedom of association, and dignity in the workplace. Compliance is constantly monitored, as any violation may result in labor lawsuits. Compliance with the regulations is enforced by the Labor Authority.	Ministry of Labor

NCG 519 6.2.viii

INDUSTRIAL SECTOR	APPLICABLE LAW/ REGULATION	GENERAL DESCRIPTION OF THE REGULATION	HOW IT AFFECTS COPEC'S ACTIVITIES	REGULATORY AUTHORITY
Service stations and online sales channels.	Law No. 19,498 on the Protection of Consumer Rights	The law regulates the relationship between the Company and its customers (consumers)	The Company must strictly comply with consumer protection laws and SERNAC standards when marketing products and services, ensuring that customers' rights are protected; otherwise, it may face fines and administrative proceedings, as well as damage to its corporate reputation and a loss of trust among its customers.	National Consumer Service (SERNAC)
Service stations, online sales channels, and industrial sales channels.	Law No. 21,719 on Personal Data Protection	Regulates the processing of personal data (customers and employees)	The Personal Data Protection Law aims to regulate the manner and conditions under which such information is processed and to improve the protection of data subjects' rights by establishing and regulating in detail what those rights are, as well as the procedures and means by which data subjects can enforce these protections with data controllers. This law, which takes effect on December 1, 2026, will affect Copec's operations in terms of how it must handle its customers' data and must have procedures in place to ensure their proper protection.	Personal Data Protection Agency
Service stations, online sales channels, and industrial sales channels.	Law No. 21,663	This law aims to establish the general regulations applicable to cybersecurity measures taken by government agencies, whether among themselves or with privates. It also establishes the minimum requirements for addressing cybersecurity incidents, the powers and obligations of government agencies, the duties of the institutions specified in the law, as well as the mechanisms for control, supervision, and accountability in the event of violations.	Copec must strictly comply with legal provisions, report cybersecurity incidents to ANCI, and implement measures to safeguard and protect information.	National Cybersecurity Agency (ANCI)
Service stations and fuel storage facilities.	Supreme Decree No. 90	Regulates the emission of pollutants in discharges of liquid waste into marine and land waters.	Copec must strictly comply with regulations regarding discharges generated at its fuel storage and distribution facilities and at its service stations, ensuring that discharge limits are monitored and adhered to. It is regulated by the Regional Ministerial Secretariats.	Ministry of Health
Fuel distribution.	Law No. 18,290 Transit Law	Regulates traffic and land transportation	It establishes joint and several civil liability for the Company in the event of traffic accidents involving vehicles owned by it, thereby affecting legal risk management in the transportation sector.	Carabineros de Chile

NCG 519 6.2.viii

INDUSTRIAL SECTOR	APPLICABLE LAW/ REGULATION	GENERAL DESCRIPTION OF THE REGULATION	HOW IT AFFECTS COPEC'S ACTIVITIES	REGULATORY AUTHORITY
Service stations, industrial sales channels, online sales channels, and fuel storage facilities.	DL 211 and Law No. 20,495	It regulates antitrust in the markets, seeking to promote fair competition and penalize anti-competitive practices such as collusive agreements, price-fixing, and abuse of a dominant position, with the aim of protecting consumers and increasing economic efficiency. This legal framework, amended by Law 20,945, establishes the rules and operations of TDLC, Chile's antitrust regulator, and the National Economic Prosecutor's Office (FNE) to ensure compliance.	Copec must strictly comply with these regulations, as failure to do so may result in fines, a ban on contracting with the government, an order to restructure or dissolve the Company, and other measures to remedy the violations. Furthermore, in the case of mergers and acquisitions, the Company must seek prior consultation with the FNE in certain cases regulated by Decree-Law 211 due to their potential impact on competition.	National Economic Prosecutor's Office
Service stations, industrial sales channels, and online sales channels.	Law No. 20,393 on the Criminal Liability of Legal Entities	This law governs the criminal liability of legal entities (such as the Company) for crimes committed for their benefit, including money laundering, terrorist financing, and bribery, among others, and was expanded by Law No. 21,595 on Economic Crimes.	It requires the implementation of a Crime Prevention Model to avoid or mitigate penalties and was expanded by Law No. 21,595 to include more economic and environmental crimes, establishing more rigorous compliance standards and severe penalties such as fines and dissolution of the company or corporation.	Public Ministry
Service stations, industrial sales channels, online sales channels, and the corporate division.	Law No. 16,744 on Work-Related Accidents and Occupational Diseases	It establishes mandatory Social Security coverage for workplace accidents and occupational diseases, providing workers, students, and others with free medical and financial benefits, including coverage for workplace accidents, commuting accidents, and occupational diseases; enrollment and premium payments are the employer's responsibility.	It forms the basis of Copec's Occupational Health and Safety Management System, which covers both direct employees and contractors, requiring risk prevention and the provision of occupational health services.	Social Security Superintendency (SUCESO), Labor Authority, Administrative Bodies (Mutual Insurance Companies, Occupational Safety Institute, Companies with Delegated Administration).
Service stations, industrial sales channels, online sales channels, and the corporate division	Supreme Decree No. 44/2024	It updates occupational risk prevention measures, establishing new obligations and regulating the organization and structure of the Occupational Safety System within employers and their workplaces	It updates risk management with a gender-based approach, fosters safer and healthier work environments, and promotes continuous improvement in preventive management.	The Labor Directorate and the Regional Health Secretariats (SEREMI), and in the case of mutual insurance companies, SUCESO.

Regulatory bodies and supervisory agencies

NCG 519 6.1.iv

INDUSTRIAL SECTOR	REGULATORY/ SUPERVISORY BODY	COUNTRY	SCOPE OF SUPERVISION (SAFETY, QUALITY, CONSUMER PROTECTION, ENVIRONMENT, ETC.)	ASSOCIATED REGULATORY OBLIGATIONS (PERMITS, AUDITS, INSPECTIONS, REPORTS, ETC)
Fuel storage facilities, service stations, industrial facilities, and oil pipelines.	SEC	Chile	Safety, quality, consumption	Multiple and require compliance by Copec, as the owner of liquid fuel facilities (plants, service stations, industrial facilities, pipelines, fuel distribution trucks).
Fuel storage facilities, service stations, industrial facilities, and oil pipelines.	SMA	Chile	Environment	Multiple, comply with environmental obligations contained in Environmental Qualification Resolutions and Environmental Management Instruments, such as plans for the prevention of air pollution and emission standards, including noise.
Fuel storage facilities, service stations, industrial facilities, and oil pipelines.	SERNAC	Chile	Consumer	Comply with SERNAC standards and the law to ensure the protection of consumer rights.
Fuel storage facilities, service stations, industrial facilities, and oil pipelines.	Labor Authority	Chile	Workers' Rights	Labor Code, supplementary laws, and regulations
Fuel storage facilities, service stations, industrial facilities, and oil pipelines.	FNE	Chile	Antitrust	Contained in DL 211 and in Law 20,393, supplemented by Law No. 21,595.

NCG 519 6.2.vii

The Company holds a license for the ExxonMobil brand. However, due to contractual confidentiality obligations, it is not possible to disclose the terms, rights, obligations, or duration associated with that license.

Company properties

NCG 519 6.4, 6.4.i

The Company does not publicly disclose details regarding its major properties, their specific characteristics, or their precise locations, in accordance with criteria related to strategic security, operational safety, and the protection of critical infrastructure, as well as because such information is of a strategic nature that could place the Company at a disadvantage relative to its competitors.

Information regarding material assets is managed internally in accordance with corporate policies and, where applicable, is made available to the competent authorities within the applicable regulatory framework.

Investments in other companies

NCG 519 6.5.2.i, 6.5.2.ii, 6.5.2.iii 6.5.2.iv

The Company does not hold any investments that represent more than 20% of its total assets and that are not in subsidiaries or affiliates; therefore, there is nothing to report.

Comments from shareholders and the board of directors

NCG 519 11

During the reporting period, neither the shareholders nor the Board of Directors made any formal comments or proposals regarding the conduct of the company's business, as provided for in Law No. 18,046.

Ethics and Compliance

Violations of the Code of Conduct:

TYPE OF CODE OF CONDUCT REPORT	2025	2024
Corruption or bribery	0	2
Discrimination or sexual and non-sexual harassment*	8	7
Regarding confidentiality of information or privacy policy	0	0
Conflicts of interest	0	1
Money laundering, asset laundering or use of insider information	0	0
Fraud	4	3
Antitrust	0	1
Risk to health and/or safety	0	1
Violations of the Code of Ethics, internal regulations, or applicable laws	8	0
Embezzlement	1	0
Other Conduct Covered by the Code of Ethics	4	0
Theft or robbery	4	0

*During the reporting year, seven of the complaints were investigated and resolved; one is still under investigation as of the publishing of this report.

Reports received through the reporting channel:

C10-1

	2025	2024
Total number of reports received by the Reporting Channel during the year, through any reporting channel*	87	52

*Submissions include inquiries, complaints, claims, suggestions, compliments, comments, etc.

	2025	2024
Total number of complaints received during the year, through any Reporting Channel	29	15
Number of complaints investigated and resolved during the year	28	15
Number of dismissals resulting from investigated complaints during the year	2	1

Information security

To bolster the expertise related to oversight and technical capabilities of the highest governing body, Copec's Board of Directors includes at least four members with experience in information technology and cybersecurity, thereby strengthening informed oversight of digital risks and strategic decisions related to information security.

Furthermore, as part of its independent assurance and continuous improvement efforts, Copec conducts annual independent external cybersecurity maturity assessments based on the NIST Cybersecurity Framework (NIST-CSF), supplemented by external audits related to general information technology controls.

	2025	2024
Total number of violations	3	4

Taxes

	2025	2024
Pre-tax income	$ 673,197,596,000	$ 547,288,666,000
Reported taxes	$ 189,924,131,000	$ 161,958,785,000
Taxes paid in cash	$ 151,461,808,026	$ 245,618,424,131

Amounts are reported in Chilean pesos (CLP)

Political Influence

Copec strictly complies with current Chilean regulations regarding political financing. In accordance with Law No. 19,884 on Transparency, Limits, and Control of Electoral Expenditures, companies are prohibited from making contributions to companies are prohibited from making contributions to political campaigns, political parties, or candidates. Consequently, Copec does not make monetary contributions to political campaigns, political organizations, or candidates.

The Company also does not maintain a specific budget line item for lobbying or advocacy. Interactions with public authorities and regulatory bodies take place within as part of institutional relations managed by the Public Affairs department, in accordance with internal governance protocols.

The recorded contributions consist primarily of membership fees for business associations and research centers, which are recorded as general administrative expenses.

Monetary contributions

Amount of the contribution in CLP by type

	2025	2024	2023	2022
Lobbying / advocacy	0	0	0	0
Political campaigns, organizations, or candidates	0	0	0	0
Trade associations or tax-exempt groups (e.g., think tanks)	$532,674,879	$599,152,691	$399,336,856	$668,411,110
Others (e.g., expenses related to elections or referendums)	0	0	0	0
Total contributions and other expenses	$532,674,879	$599,152,691	$399,336,856	$668,411,110

Data coverage: The figures reported correspond to Copec's operations in Chile during fiscal year 2025. For 2022, 2023, and 2024, a change was made to the methodology.

Key contributions

ORGANIZATION	TYPE OF ORGANIZATION	AMOUNT 2025 (CLP)
Asociación de Empresas de la V Región (ASIVA)	Trade association	$80,409,241
Cámara de Comercio de Santiago (CCS)	Trade association	$47,660,386
Asociación de Industriales Mejillones (AIM)	Trade association	$39,689,534

Management and governance system for lobbying and associations

At Copec, we have a governance framework and a management system to oversee our participation in trade associations and our interactions related to public policy.

The Public Affairs department manages our relationships with government officials, regulatory agencies, and industry associations. Roles and responsibilities are defined at the corporate level, ensuring oversight and coordination all the way up to the executive level.

Meetings with public officials and representatives of associations are recorded on a centralized digital platform, where participants, topics discussed, and follow-up actions are documented. We also have internal protocols that specify which executives may participate in these meetings based on the relevance or sensitivity of the issues discussed, thereby ensuring traceability and control over these interactions.

Lobbying and trade associations: climate considerations

As part of the evolution of our business model, at Copec we participate in public-private dialogue forums and business associations that address issues related to the development of the energy sector.

Our participation in business associations is managed by the Public Affairs department, which oversees membership in organizations such as WEC Chile, AmCham, and Acción Empresas, as well as industry associations in locations where we have significant operations.

In this context, we participate in forums related to energy innovation, alternative fuels, electromobility, and other organizations that contribute to progress toward carbon neutrality.

Program coverage: These practices regarding engagement and institutional relations currently apply to certain jurisdictions where we have significant operations, particularly in Chile.

TABLE OF CONTENTS GENERAL RULE No. 519

The following table refers to the indicators of Chilean General Rule No. 519.

CONTENT		LOCATION	VERIFICATION
1. Table of Contents		2	
2. Company Profile	2.1 Mission, vision, purpose, and values	36	
	2.2 Historical Information	11, 12, 13	
	2.3 Ownership		
	2.3.1 Control Status	32, 227	
	2.3.2 Significant changes in ownership or control	227	
	2.3.3 Identification of major partners or shareholders	227	
	2.3.4 Shares, their characteristics and rights	227	
	2.3.4.i Description of series of actions	227	
	2.3.4.ii Dividend policy	227	
	2.3.4.iii Dividend information	227	
	2.3.5 Other securities	32, 227	
3. Corporate Governance	3.1 Governance framework	153	
	3.1.i Ensuring and evaluating the proper functioning of corporate governance	153	
	3.1.ii Integration of a sustainability approach into its business operations	47, 155	
	3.1.iii Detection and management of conflicts of interest, free competition, fair competition, corruption, money laundering, and terrorist financing.	163, 164	
	3.1.iii Addressing the interests of its key stakeholders	163, 164	
	3.1.iv Promotion and facilitation of innovation	42, 47, 80, 159	
	3.1.v Identifying and reducing organizational, social, or cultural barriers	47, 158, 169	
	3.1.vi Identification of diverse capabilities	40, 42, 94	
	3.1.vii Organizational chart	46, 94	
	3.2 Board of Directors	40	
	3.2.i Identification of the Board of Directors	40	
	3.2.ii Member income	157	
	3.2.iii Policy on hiring of consultants	156	
	3.2.iv Knowledge Matrix	42	
	3.2.v Induction Mechanisms	156	
	3.2.vi Frequency of meetings with different units	154, 168	
	3.2.vii Report on environmental and social issues	155	

CONTENT		LOCATION	VERIFICATION
	3.2.viii Site visits	157	
	3.2.ix Performance evaluations	156	
	3.2.x Regular meetings	155, 156	
	3.2.xi Business Continuity Plan	169	
	3.2.xii Information System	156, 253, 254	
	3.2.xiii Composition of the Board of Directors	155, 253	
	3.3 Board committees	158	
	3.3.i Role and functions	158	
	3.3.ii Identification of members	158	
	3.3.iii Comparative income	254	
	3.3.iv Main Activities	158	
	3.3.v Policies Implemented	156	
	3.3.vi Frequency of meetings with business units	168, 226	
	3.3.vii Frequency of the committee's reporting to the Board of Directors	158	
	3.4 Senior executives	43	
	3.4.i Identification	43	
	3.4.ii Amount of remuneration	254	
	3.4.iii Remuneration Plans	254	
	3.4.iv Company ownership percentage	254	
	3.5 Adherence to good corporate governance practices	153	
	3.6 Risk management	168	
	3.6.i Risk management policies	168	
	3.6.ii Risks and opportunities	100, 168, 170	
	3.6.iii Risk identification process	168	
	3.6.iv Role of the Board of Directors	170	
	3.6.v Risk Management Unit	168	
	3.6.vi Internal Audit Unit	168	
	3.6.vii Code of Ethics	161	
	3.6.viii Information dissemination program	161, 169	
	3.6.ix Complaints Channel	161	

CONTENT		LOCATION	VERIFICATION
	3.6.x Succession Plan	156	
	3.6.xi Review of the salary structure of the Board of Directors	255	
	3.6.xii Review of shareholders in salary structures	255	
	3.6.xiii Crime Prevention Model	162	
	3.7 Relations with stakeholders and the general public		
	3.7.i Stakeholder relations unit	255	
	3.7.ii Continuous improvement procedures	255	
	3.7.iii Procedures for informing shareholders	40, 255	
	3.7.iv Remote participation means by shareholders	40, 255	
4. Strategy	4.1 Time horizons	256	
	4.2 Strategic objectives	154, 155	
	4.3 Investment plans	256	
5. People	5.1 People		
	5.1.1 Number of people by gender	86, 238	V
	5.1.2 Number of people by nationality	93, 239	V
	5.1.3 Number of people by age range	93, 240	V
	5.1.4 Seniority	93, 241	V
	5.1.5 Number of people with disabilities	242	V
	5.2 Labor formality	242	V
	5.3 Job adaptability	243	V
	5.4 Pay equity by gender		
	5.4.1 Equity policy	88	V
	5.4.2 Wage gap	88	V
	5.5 Workplace Harassment, Sexual Harassment, and Workplace Violence	95, 243,	
	5.6 Occupational safety	99, 248	V
	5.7 Postnatal leave	91, 244	
	5.8 Training and benefits	90	V
	5.8.i. Total amount	244, 246	V
	5.8.ii Total number of staff trained	245	V
	5.8.iii Annual average of training hours	246	V
	5.8.iv Topics covered in training sessions	96, 97	V
	5.9 Subcontracting policy	104, 108	

CONTENT		LOCATION	VERIFICATION
6. Business Model	6.1 Industry		
	6.1.i Nature of products	57, 58, 64, 69, 75	
	6.1.ii Competition	232	
	6.1.iii Legal and regulatory framework	256	
	6.1.iv Regulatory entities	259	
	6.1.v Key stakeholders	50	V
	6.1.vi Membership in trade unions, associations, or organizations	150	
	6.2 Business		
	6.2.i Goods produced	47, 233	
	6.2.ii Sales and distribution channels	47, 233	
	6.2.iii Number of suppliers	47, 232	
	6.2.iv Number of customers	47, 232	
	6.2.v Major brands	47, 232	
	6.2.vi Patents	47, 237	
	6.2.vii Licenses, franchises, royalties, and/or concessions	47, 259	
	6.2.viii Other external factors	170, 256, 257, 258	
	6.3 Stakeholders	150	
	6.4 Key properties	259	
	6.4.i Characteristics	259	
	6.4.ii Concession Areas and/or Land (Extraction of Natural Resources)	N/A	
	6.4.iii Ownership of facilities	N/A	
	6.5 Subsidiaries, related companies, and investments in other companies		
	6.5.1 Subsidiaries and related companies	225, 228, 230	
	6.5.2 Investments in other companies	259	
7. Suppliers	7.1 Payments to suppliers		
	7.1.i Number of invoices paid	105, 249	V
	7.1.ii Total amount	105, 249	V
	7.1.iii Total late payment interest	249	V
	7.1.iv Number of suppliers	105, 249	V
	7.1.v Number of registered agreements	249	V
	7.2 Supplier evaluation	105	V

CONTENT		LOCATION	VERIFICATION
8. Indicators	8.1 Legal and Regulatory Compliance		
	8.1.1 Regarding customers	166	
	8.1.2 Regarding employees	167	
	8.1.3 Environmental	167	
	8.1.4 Antitrust	164	
	8.1.5 Other	162	
9. Sustainability	9.1 SASB Metrics	267	
	9.2 Independent Verification	268, 269	
10. Material or Essential Facts		16	
11. Comments from shareholders and Board Committee		259	
12. Financial reports		226	

INDEX OF COMPANY INDICATORS

INDICATOR	CONTENT	PAGE	VERIFICATION
C1-1	Contribution to the energy transition	69, 117	
C2-1	Board attendance	156	
C3-1	Emerging risks	170	
C3-2	Cybersecurity Management	172	
C3-3	Cybersecurity Risk	170, 222	
C4-1	Service Quality Improvement Programs	82	
C5-1	Crisis management	169	
C6-1	Innovation and Digital Transformation Initiatives / Overall Satisfaction Index	80	
C6-2	Workplace climate measurements	243	V
C7-1	Training plan for customer service representatives	103	
C7-2	Incentive and benefits programs for customer service representatives	103	
C7-3	Innovation and expansion into new energy and electromobility markets	69, 75	
C7-4	Average days of payment to suppliers	104	
C7-5	Average days of payment to suppliers	104	
C7-6	Percentage of purchases from SME suppliers	104	
C9-1	Amount of community investment	147	V
C9-2	Community investment programs	147	
C9-3	Corporate volunteer programs	147	
C9-4	Corporate volunteering indicators	147	
C9-5	Social Program - Viva Leer	130, 131	V
C10-1	Reports received through the Reporting Channel	260	V
C11-1	R&D&I Investment	81	V
C13-1	Environmental investment	112	V
C13-2	Energy consumption	250	V
C13-3	Biodiversity monitoring and assessment	251	V
C14-1	Process Safety Events - Tier 1	249	V

OTHER VERIFIED INDICATORS

STANDARD	CONTENTS	PAGE	VERIFICATION
GRI	305-1 Scope 1 direct emissions	252	V
GRI	305-2 Scope 2 indirect emissions	252	V
GRI	305-3 Other Scope 3 indirect emissions	252	V
GRI	306-4 Waste not intended for disposal	251	V
GRI	306-5 Waste sent for disposal	251	V

STANDARD	CONTENTS	TOPIC	PAGE	VERIFICATION
CSA	Risk and crisis management	Risk management processes	168	V
CSA	Supply chain management	KPIs for supplier selection	105	V
CSA		KPIs for supplier evaluation and/or development	249	V
CSA	Information Security	Information Security Management Programs	172, 173, 260	V
CSA	Product quality and returns management	Product quality programs	234, 235, 236	V
CSA	Environmental policy and management	Verification of environmental programs	112	V
CSA	Energy	Energy consumption	250	V
CSA	Waste and pollutants	Waste disposal	251	V
CSA	Waste and contaminants	Impact of food loss and waste	251	V
CSA	Water	Water consumption	251	V
CSA	Labor practices	Remuneration metrics by gender	88	V
CSA	OHS	Fatalities	248	V
CSA	Privacy Protection	Privacy Policy systems and procedures	165	V

SASB INDEX - OIL AND GAS - REFINING AND MARKETING

Topics related to sustainability reporting and accounting standards

TOPIC	ACCOUNTING PRINCIPLE	CATEGORY	CODE	UNIT OF MEASURE	2025	VERIFICATION
Greenhouse gas emissions	Global gross Scope 1 emissions,	Quantitative	EM-RM-110a.1	Metric tonnes (t) of CO_2e	141,323	
	Percentage covered by emission limitation regulations			Percentage (%)	Currently, Chilean regulations do not limit emissions from mobile sources, which are the most relevant for Copec.	
	Analysis of the long- and short-term strategy or plan for managing Scope 1 emissions, emission reduction targets, and an analysis of the results in relation to those targets	Debate and analysis	EM-RM-110a.2	N/A	Copec currently has a goal of achieving carbon neutrality for Scopes 1 and 2 by 2030. For more details on the strategy, please refer to page 113 of this report.	
Air quality	Atmospheric emissions of the following pollutants: (1) NOx (excluding N20),	Quantitative	EM-RM-120a.1	Metric tonnes (t)	5.89	V
	(2) SOx,				1.18	V
	(3) particulate matter (PM10),				0.29	V
	(4) H2S				0	V
	and (5) volatile organic compounds (VOCs)				316.63	V
	Number of refineries in or near areas with high population density	Quantitative	EM-RM-120a.2	Number	Does not apply to our company.	
Water management	(1) Total freshwater withdrawn,	Quantitative	EM-RM-140a.1	Thousand cubic meters (m^3)	2,107	V
	(2) Percentage recycled,			Percentage (%)	32.50%	V
	(3) Percentage in regions with high or extremely high initial water stress			Percentage (%)	85.00%	V
	Number of non-conformity incidents related to permits, standards, and regulations on water quality Quantitative	Quantitative	EM-RM-140a.2	Number	0*	V
Hazardous materials management	Amount of hazardous waste generated, percentage recycled	Quantitative	EM-RM-150a.1	Metric tonnes (t), Percentage (%)	5.802,299 metric tonnes of hazardous waste generated. There is no percentage of hazardous waste recycled.	
	(1) Number of underground storage tanks (USTs),	Quantitative	EM-RM-150a.2	Number	28 at plants and 3,049 at service stations.	
	(2) Number of UST releases requiring cleanup			Number	Information not available.	
	and (3) percentage in states with UST financial guarantee funds			Percentage (%)	Information not available.	
Adaptation to climate change	Description of the strategy for managing the opportunities and risks of forest management and timber production associated with climate change	Debate and analysis	RR-FM-450a.1	N/A	Does not apply to our company.	

*As of press time, we have one incident under investigation that remains unresolved

VERIFICATION LETTER

INDEPENDENT PRACTITIONER'S LIMITED ASSURANCE REPORT ON COPEC S.A.'S IDENTIFIED SUSTAINABILITY INFORMATION
(A free translation from the original in Spanish)

Santiago, April 28th, 2026

To the Shareholders and Board of Directors
Copec S.A.

Scope

We have undertaken a limited assurance engagement on the sustainability information identified below included in Copec S.A.'s integrated report for the year ended on December 31st, 2025 ('the 2025 Integrated Report') (the 'Identified Sustainability Information'). This engagement was conducted by a multidisciplinary team.

Identified Sustainability Information

The Identified Sustainability Information for the year ended on December 31st, 2025, includes the indicators specified in the column "Verification" in the tables of Chapter "Appendices", on pages 263 to 267.

Our limited assurance engagement was performed on the year ended December 31st, 2025, information only and we have not performed any procedures with respect to earlier periods or any other elements included in the 2025 integrated report and, therefore, do not express any conclusion thereon.

Criteria

The criteria used by COPEC S.A. to prepare the Identified Sustainability Information are set out in the section "About this integrated report", on page 219 of the 2025 Integrated Report (hereinafter "the Criteria") and consider the standards of the Global Reporting Initiative (GRI) and the General Character Standard No. 461 of the Financial Market Commission (CMF) together with the standards set by the Sustainability Accounting Standards Board (SASB), CSA and own indicators.

Oficinas
Santiago: Av. Isidora Goyenechea 2800, piso 10, Torre Titanium, Las Condes
Concepción: Chacabuco 1081, piso 8 y 9, Edificio Centro Sur
Viña del Mar: Av. Libertad 1405, of. 1702, Edificio Corporativo
Puerto Montt: Benavente 350, piso 10, Edificio Cargamarlo
Oficina de parte: Av. Andrés Bello 2711, piso 1, Torre de la Costanera, Las Condes, Santiago
Teléfono Central: (56) 9 9861 7040
www.pwc.cl

Santiago, April 28th, 2026
Copec S.A.
2

Responsibility for the Identified Sustainability Information

Copec S.A. Management is responsible for the preparation of the Identified Sustainability Information in accordance with the Criteria. This responsibility includes the design, implementation and maintenance of internal control relevant to the preparation of Identified Sustainability Information that is free from material misstatement, whether due to fraud or error.

Inherent limitations

The absence of a significant body of established practice on which to draw to evaluate and measure non-financial information allows for different, but acceptable, measures and measurement techniques and can affect comparability between entities. In addition, GHG quantification is subject to inherent uncertainty because of incomplete scientific knowledge used to determine emissions factors and the values needed to combine emissions of different gases.The selection by Management of different but acceptable measurement techniques could have resulted in materially different amounts or metrics.

Our independence and quality management

We have complied with the independence and other ethical requirements of the International Code of Ethics for Professional Accountants (including International Independence Standards) issued by the International Ethics Standards Board for Accountants (IESBA Code), which is founded on fundamental principles of integrity, objectivity, professional competence and due care, confidentiality and professional behavior.

The firm applies International Standard on Quality Management 1, which requires the firm to design, implement and operate a system of quality management including policies or procedures regarding compliance with ethical requirements, professional standards and applicable legal and regulatory requirements.

Our responsibility

Our responsibility is to express a limited assurance conclusion on the Identified Sustainability Information based on the procedures we have performed and the evidence we have obtained. We conducted our limited assurance engagement in accordance with International Standard on Assurance Engagements 3000 (Revised), Assurance Engagements other than Audits or Reviews of Historical Financial Information, issued by the International Auditing and Assurance Standards Board. These standards require that we plan and perform this engagement to obtain limited assurance about whether the Identified Sustainability Information is free from material misstatement.

A limited assurance engagement involves assessing the suitability in the circumstances of Copec S.A. use of the Criteria as the basis for the preparation of the Identified Sustainability Information, assessing the risks of material misstatement of the Identified Sustainability Information whether due to fraud or error, responding to the assessed risks as necessary in the circumstances, and evaluating the overall presentation of the Identified Sustainability Information. A limited assurance engagement is substantially less in scope than a reasonable assurance engagement in relation to both the risk assessment procedures, including an understanding of internal control, and the procedures performed in response to the assessed risks.

The procedures we performed were based on our professional judgment and included inquiries, observation of processes performed, inspection of documents, analytical procedures, evaluating the appropriateness of quantification methods and reporting policies, and agreeing or reconciling with underlying records.

Given the circumstances of the engagement, in performing the procedures listed above we:

- Made inquiries of the persons responsible for the Identified Sustainability Information.
- Obtained an understanding of the process for collecting and reporting the Identified Sustainability Information;
- Performed limited substantive testing on a selective basis of the Identified Sustainability Information at corporate head office to check that data had been appropriately measured, recorded, collated and reported; and is consistent with its supporting documents and/or comes from sources that have verifiable supports;
- Verified that the financial information included as part of the Identified Sustainability Information is derived either from accounting records or from financial statements audited by an independent auditing firm as of December 31st, 2025.

The procedures performed in a limited assurance engagement vary in nature and timing from, and are less in extent than for, a reasonable assurance engagement. Consequently, the level of assurance obtained in a limited assurance engagement is substantially lower than the assurance that would have been obtained had we performed a reasonable assurance engagement. Accordingly, we do not express a reasonable assurance opinion about whether Copec S.A. Identified Sustainability Information has been prepared, in all material respects, in accordance with the Criteria.

Limited assurance conclusion

Based on the procedures we have performed and the evidence we have obtained, nothing has come to our attention that causes us to believe that Copec S.A.'s Identified Sustainability Information included in the Integrated Report for the year ended on December 31st, 2025, is not prepared, in all material respects, in accordance with the Criteria.

DocuSigned by:
12305B69BAF4485...
Gonzalo Riederer H.
RUT: 13.757.157-9

PricewaterhouseCoopers

Company Name
Copec S.A.

Common name
Copec.

Tax ID
99.520.000-7

Entity type
Privately Held Corporation.

Incorporation
1934

Headquarter address
Isidora Goyenechea 2915, 20th floor, Las Condes, Santiago, Chile.

Website
www.copec.cl

Overall Management of the Report
Sustainability Division, Corporate Affairs Department.
General Direction: Constanza Gillmore.
Content and coordination: María Ignacia Vargas.
Editing: Richard Olate S.

Advisor
SustainaLab

Design and layout
Cincel Design

Images
Image library of Copec and subsidiaries.

Contact
Constanza Gillmore V.,
Head of Sustainability.
cgillmore@copec.cl